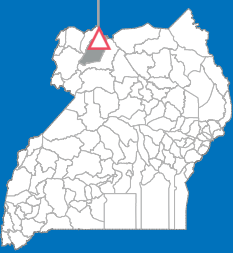




## West Nile Region Adjumani District



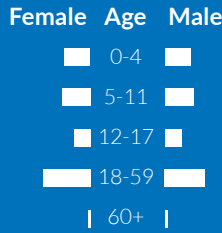
### Nyumanzi

Total refugee population:  
**52,894** registered refugees

With **170,029** nationals and **236,034** refugees in Adjumani District, refugees in Nyumanzi account for **13%** of the district population.

Settlement first established: 2014

### Registered refugee population\*1



### Data collected through<sup>2</sup>:



After opening in January 2014, Nyumanzi has become the largest refugee settlement in Adjumani district in terms of population size. Despite their relatively recent arrival, residents are already well-established and a strong community has emerged in which refugee households actively collaborate with each other to share resources. Although many refugees are resilient, gaps in critical sectors, such as education and water, health and sanitation, persist and undermine refugees' ability to cope with their displacement.

## Gaps & Challenges<sup>4</sup>



The health centre serving the settlement is located far away and serves approximately 43,000 refugees leading to congestion in the health facility and damaging refugees' access to health services. This is aggravated by the lack of ambulance services particularly affecting pregnant mothers who often find themselves giving birth on the way to the centre. The insufficient equipment available preventing proper examinations combined with a limited number of health workers and a poor referral system further deteriorating their access to treatment.



Refugees face a gap in access to non-food items (NFIs). The distribution of NFIs upon arrival means they are now worn out leading refugees to share their items with neighbors. Missing NFIs such as mosquito nets have led to high cases of malaria. Refugees also reported insufficient cooking materials such as saucepans, plates and jerry cans, and a lack of bedding materials such as mattresses and bed sheets.



The absence of scholarship opportunities particularly for post-primary students has caused a high rate of dropouts. Children of secondary school going age are left with no opportunities after completing primary school. The high tuition fees and lack of school feeding programs in the primary school has also impacted access of refugee children to education. This is exacerbated by a poor quality of education due to the congestions in classrooms and high teacher per student ratios.



The insufficient quantity and poor quality of the food distributed to refugees has exacerbated food security in the settlement. Refugees complained that the food cannot last them for a month and is often outdated. Moreover, the lack of land accessible for farming worsens food security as refugees are unable to cultivate food as an alternative.



Shelters are in poor condition which has led to leaking in the homes during the rainy season. The conditions in the homes are made worse due to overcrowding and the refugees sharing shelters to avoid getting wet from the rain. Refugees have no access to building materials to overcome these issues.



Tensions amongst refugees and the host community members have arisen at the water points due to the lack of access to water. The number of boreholes in the settlement are inadequate for the population leading to congestion and long waiting lines. Refugees reported there is poor latrine coverage in the settlement particularly for the people with special needs (PSNs).

## Strengths & Opportunities



The refugee welfare committees (RWCs) have a good leadership structure, which is also gender sensitive, including women in the decision-making processes. The refugee leaders are accessible to the UNHCR, the Office of the Prime Minister (OPM) and partners, which has improved coordination.

\* Refugee statistics source: Refugee Information Management System (RIMS) - Office of the Prime Minister

1. Demographic data used is valid as of June 2018

2. Indicator standards to measure gaps were determined by global humanitarian standards, Ugandan national standards, or sector experts for each settlement. Data was from collected from 9 April to 9 June, 2018.

3. 4 FGDs were conducted with the refugee community in Nyumanzi and 19 were conducted with host communities of Adjumani district as a whole.

4. The gaps and challenges were collected through focus group discussions with both refugees and host communities separately undertaken between 05 August 2017 and 05 May 2018 with the host community and on 27 April 2018 with the refugees.

## Partner organizations

AFOD, DRC, LWF, MTI, NRC, PLAN, SCI, UNHCR, WCC, WIU, WMU, WVI





# Protection



**No**  
new arrivals in the past three months

**4 partners:** LWF, PLAN, SCI, WWI

## Psychosocial



**46** psychosocial awareness activities conducted in the past three months  
**3,253** refugees receiving psychosocial support  
**4,070** children registered to access psychosocial support

## Persons with specific needs (PSNs)



**2,346** PSNs have received services for their specific needs  
**0** PSNs need to receive services for their specific needs

# Child protection

**100%** of child PSNs need to be provided with individual case management



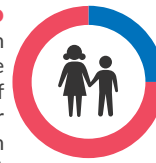
**0%** of child PSNs have been provided with individual case management

**100%** of unaccompanied or separated children have not been provided with interim or long term care



**0%** of unaccompanied or separated children have been provided with interim or long term care

**75%** of cases in the past three months of child abuse or exploitation have not received age and gender services



**25%** of cases in the past three months of child abuse or exploitation received age and gender services

# Water, sanitation and hygiene

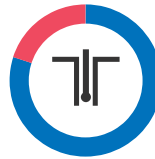


**11** additional litres per person per day (l/p/d) of water needed  
**9** average l/p/d provided



**0%** of water needs met through water trucking

**1** additional motorized borehole needed

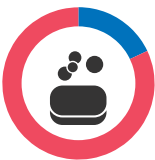


**4** motorized boreholes operational

**0** additional hand-pumps needed

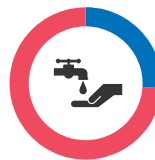


**38** hand-pumps operational



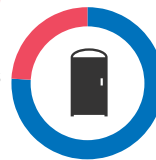
**9,386** refugees provided with soap  
**43,508** refugees still needing soap

**78** additional hygiene promoters or village health teams needed



**28** active hygiene promoters or village health teams (VHTs)

**1,180** additional household latrines needed



**3,733** household latrines completed

**3 partners:** DRC, LWF, WMU

# Education

## Gross enrolment rates

**5 partners:** NRC, PLAN, WCC, WIU, WWI



Refugees attend:

- 4** pre-primary schools
- 4** primary schools
- 17** secondary schools<sup>5</sup>
- 1** adult learning programmes (ALPs)

**7,125** refugees aged 3-5

**16,270** refugees aged 6-13

**7,807** refugees aged 14-17

**1,585<sup>1</sup>** refugees enrolled

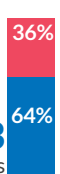
**5,404<sup>2</sup>** refugees enrolled

**3,172<sup>3</sup>** refugees enrolled

**364** refugees enrolled

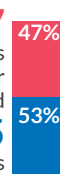
### Pre-primary

**29** additional teachers needed for number of students enrolled  
**53** teachers



### Primary

**67** additional teachers needed for number of students enrolled  
**75** teachers



### Secondary<sup>4</sup>

**0** additional teachers needed for number of students enrolled  
**351** teachers



### ALPs

**11** teachers

1. The gap of pre-primary enrolment could not be calculated here as children above the age of 5 are also enrolled in pre-primary education.  
2. The gap of primary enrolment could not be calculated here as children above the age of 13 are also enrolled in primary education.  
3. The gap of secondary enrolment could not be calculated here as children above the age of 17 are also enrolled in secondary education.  
4. The data presented for secondary enrolment and number of teacher represents the data for Adjumani district as a whole, as secondary refugee students attend secondary schools across Adjumani district.  
5. This is the number of secondary schools in Adjumani as a whole



## Food assistance

1 partner: AFOD



**221**

metric tonnes of food were distributed during the latest distribution in the settlement

**0** eligible refugees have not received 100% in-kind or Cash Based Intervention (CBI) food assistance in the latest distribution



**14,311**

eligible refugees have received 100% in-kind or CBI food assistance in the latest distribution



**748,114,000 UGX<sup>6</sup>**

cash for food was distributed during the latest distribution for the settlement

## Livelihoods and environment

2 partners: LWF, NRC



**148**

refugees have access to self-employment or facilitated businesses

**941** cases of livelihoods support through:

**139**

Cash/ vouchers for livelihood provisioning

**250**

Villages savings and loan associations

**0**

Savings and cooperative societies

**404**

Production kits or inputs for agricultural activities

**148**

Productive assets or cash grants to start or improve a business

**220**

refugees and host community members trained on agricultural practices




**115**

refugees received vocational training in the past three months

## Health and nutrition

1 partner: MTI

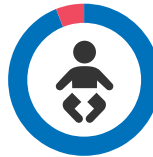
**0%** of refugees with HIV are not receiving ART<sup>7</sup>



**0%** of refugees under the age of 18 with HIV are not receiving ART

**100%** of refugees under the age of 18 with HIV are receiving ART

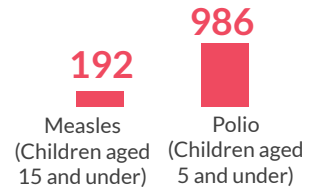
**7** women delivered without skilled healthcare staff in the past three months



**108**

women delivered with skilled healthcare staff in the past three months

Vaccinations recorded:



From the last FSNA:<sup>8</sup>

**12%** Children suffering from global acute malnutrition

**49%** Children suffering from anemia

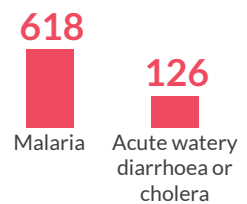
**11%** Non-pregnant women suffering from anemia

**0%** of children identified with severe acute malnutrition in the past three months have not been admitted into treatment



**100%** of children identified with severe acute malnutrition in the past three months were admitted into treatment

Number of cases identified in the past three months:



## Shelter, site, and non-food items (NFIs)

1 partner: LWF



**No<sup>9</sup>**

arrivals in the past three months provided with household NFI kits

**NFI**

**1,021**

households in total have been provided with NFI kits



**No<sup>9</sup>**

arrivals in the past three months received shelter materials and toolkits/cash



**281**

PSN shelters have been constructed

6. 1 USD = 3,738.36 UGX and 1 euro = 4,373.43 (as of 28 August 2018, source: XE.com)

7. Antiretroviral Therapy (ART)

8. Food Security and Nutrition Assessment (FSNA), October 2017, UNHCR

9. Nyumanzi no longer takes in new arrivals, this includes the past three months.