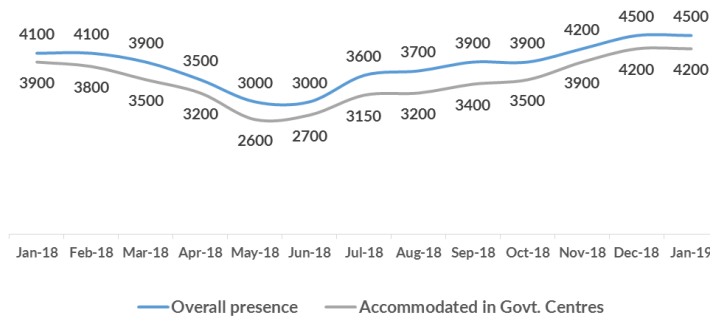


# Serbia

January 2019

## New refugees, asylum-seekers and migrants - presence and shelter



**Total (observed) arrivals - January:** 629  
 Total (observed) arrivals - December: 1,171

**Total (observed) arrivals of unaccompanied/separated children - January:** 156  
 Total (observed) arrivals of unaccompanied/separated children - December: 169

**Total occupancy of government centres - end January:** 4,212  
 Total occupancy of government centres - end December: 4,205

**Total presence of refugees/migrants/asylum-seekers - end January:** 4,510  
 Total presence of refugees/migrants/asylum-seekers - end December: 4,468

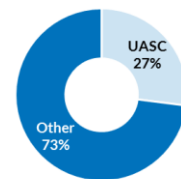
629 ↓  
1,171 ↓

156 ↓  
169 ↓

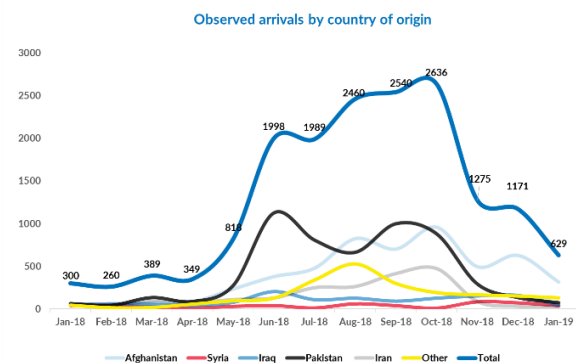
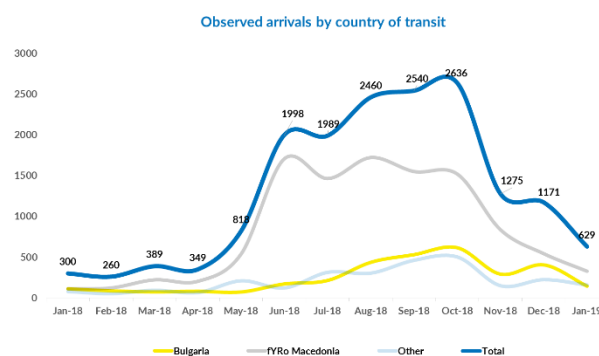
4,212 ↑  
4,205 ↑

4,510 ↑  
4,468 ↑

UASC among total observed arrivals Jan 2019



## Observed new arrivals - demographics and country of transit



## Asylum processing

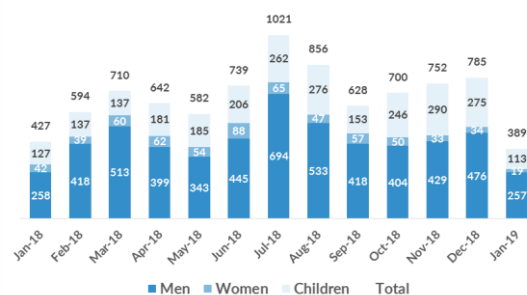
**Intentions for asylum registered - January:** 389 ↓  
 Intentions for asylum registered - December: 785 ↓

**Applications for asylum submitted - January:** 32 ↓  
 Applications for asylum submitted - December: 35 ↓

**Substantive first-instance decisions - January:** 14 ↑  
 Substantive first-instance decisions - December: 5 ↑

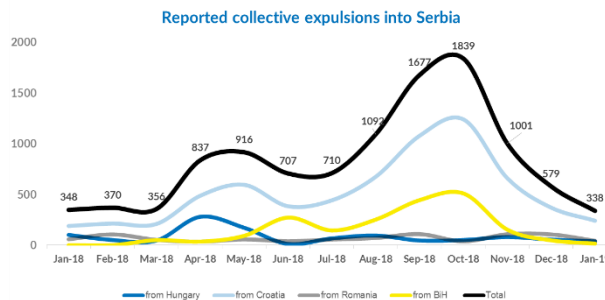
**Positive decisions - January:** 4 ↑  
 Positive decisions - December: 1 ↑

## Registered intentions to seek asylum



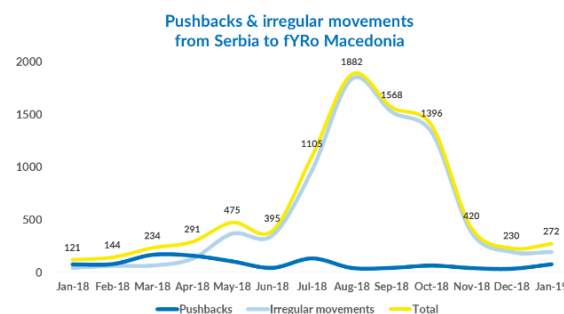
### Reported pushbacks into Serbia

|  |       |
|--|-------|
| Collective expulsions from Hungary - January:  | 38 ↓  |
| Collective expulsions from Hungary - December: | 55 ↓  |
| Collective expulsion from Croatia - January:   | 241 ↓ |
| Collective expulsions from Croatia - December: | 370 ↓ |
| Collective expulsions from Romania - January:  | 43 ↓  |
| Collective expulsions from Romania - December: | 106 ↓ |
| Collective expulsions from BiH - January:      | 16 ↓  |
| Collective expulsions from BiH - December:     | 48 ↓  |

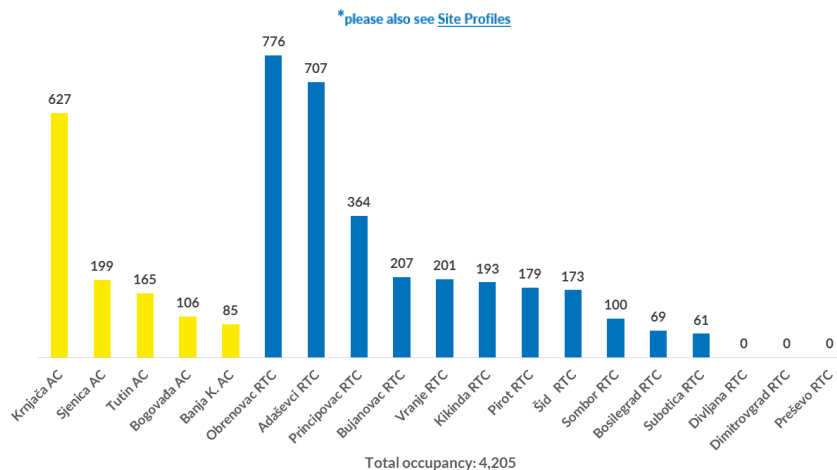


### Reported movements from Serbia to fYRo Macedonia

|  |       |
|--|-------|
| Irregular movements to fYRoM - January:  | 194 ↓ |
| Irregular movements to fYRoM - December: | 195 ↓ |
| Pushbacks to fYRoM - January:            | 78 ↑  |
| Pushbacks to fYRoM - December:           | 35 ↓  |



### Occupancy of Asylum, Reception and Transit Centres - end January



### Profile of refugees/migrants/asylum-seekers

