

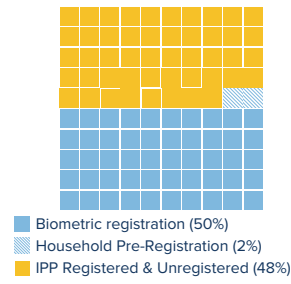
**Total number of refugees\*** **101,866**

**UNHCR/COR registered refugees** **52,747**

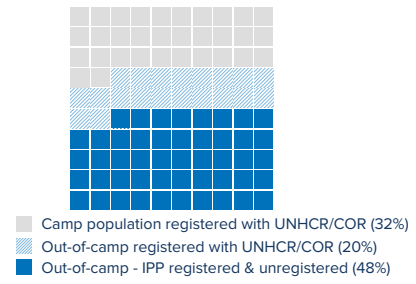
**IPP registered & unregistered** **49,119**

**Total arrivals in 2019** **1,522**

BY DATA SOURCE

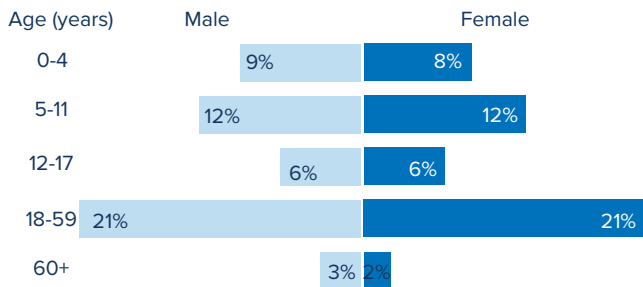


POPULATION DISTRIBUTION

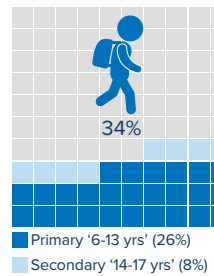


\*Additional sources estimate the number of South Sudanese refugees in Sudan to be higher; however, data requires verification.

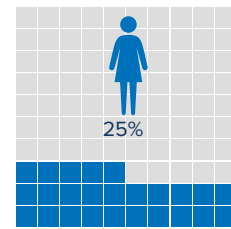
AGE-GENDER BREAKDOWN \*\*



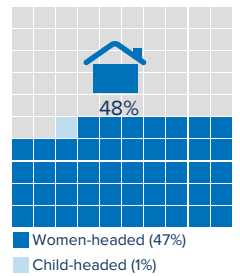
SCHOOL- AGED CHILDREN (6-17 YRS) \*\*



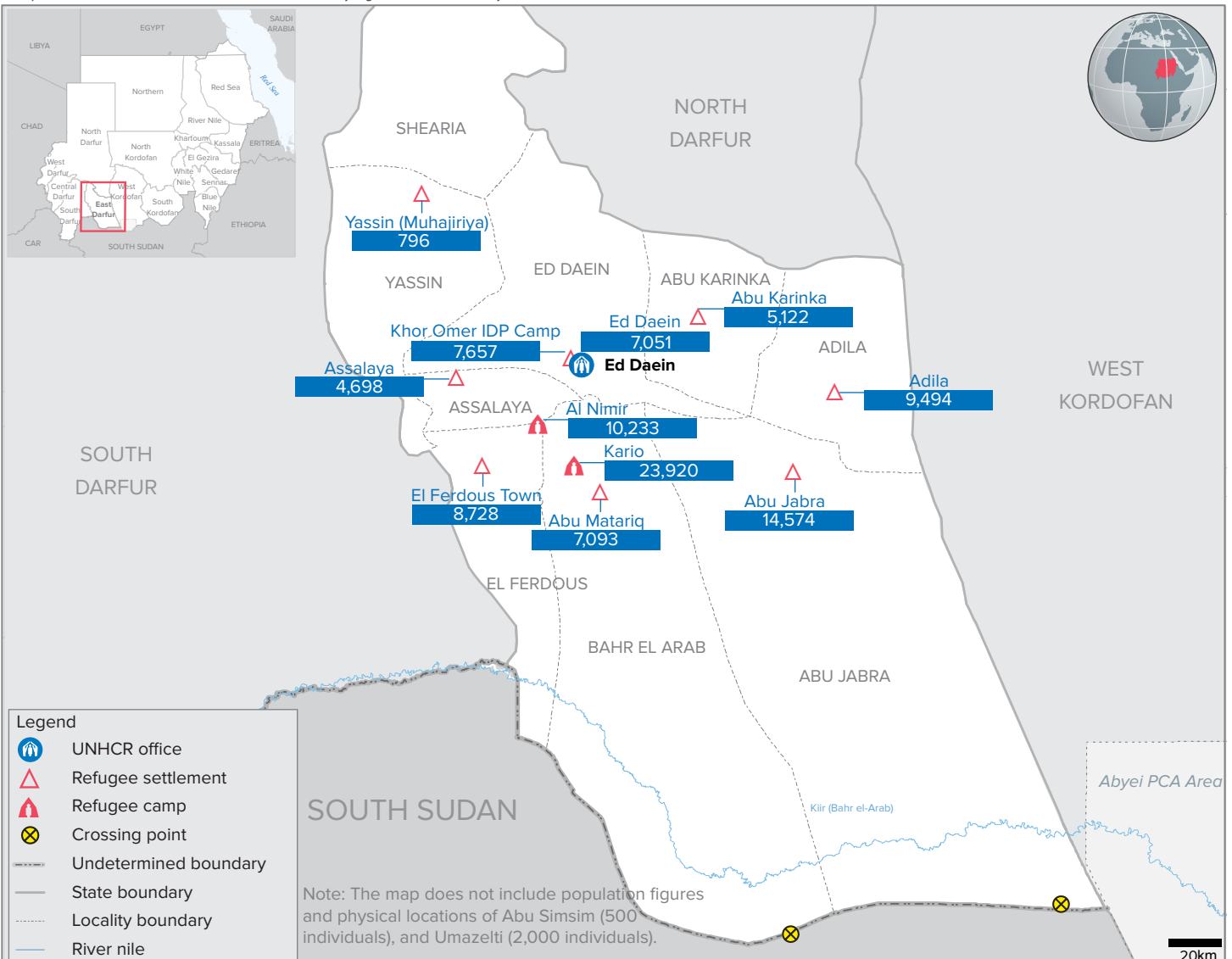
REPRODUCTIVE-AGED WOMEN/GIRLS (13-49 YRS)\*\*



HOUSEHOLD DISTRIBUTION\*\*



\*\*Population distribution statistics are based on biometrically registered individuals only



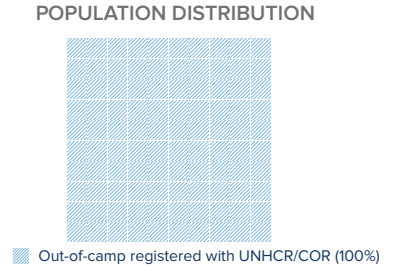
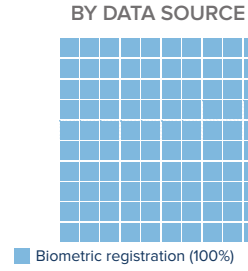
**POPULATION FIGURES BY LOCALITY**

Locality	Total refugees from South Sudan				By Data Source			
	Previous population as of 31 Dec 2018	Increases		Decreases	Current population as of 31 Jan 2019	UNHCR/COR registered refugees		IPP registered & Unregistered
		New arrivals (Inds)	Other increases (Inds)	Individuals		Individually registered	HH pre- registration	
BAHR EL ARAB	32,142	1,371	-	-	33,513	23,078	15	10,420
EL DAEIN	14,708	-	-	-	14,708	32	-	14,676
ABU JABRA	14,574	-	-	-	14,574	5,506	284	8,784
ASSALAYA	14,554	181	273	-	14,931	11,093	-	3,838
ADILA	9,494	-	-	-	9,494	2,830	970	5,694
EL FERDOUS	8,752	-	-	-	8,728	5,938	601	2,189
ABU KARINKA	5,122	-	-	-	5,122	1,784	-	3,338
YASSIN	796	-	-	-	796	616	-	180
<b>TOTAL</b>	<b>100,142</b>	<b>1,552</b>	<b>273</b>	<b>-</b>	<b>101,866</b>	<b>50,877</b>	<b>1,870</b>	<b>49,119</b>

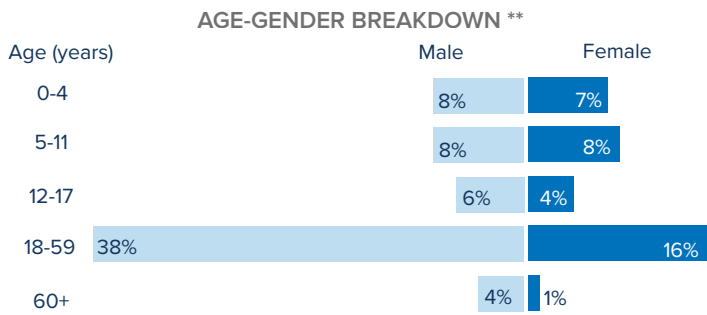
**AGE-GENDER BREAKDOWN OF POPULATION IN CAMP**

CAMPS	0-4			5-11			12-17			18-59			60+			GRAND TOTAL		
	F	M	Total	F	M	Total	F	M	Total	F	M	Total	F	M	Total	F	M	Total
AL NIMIR	809	879	1,688	1,236	1,238	2,474	610	660	1,270	2,211	2,129	4,340	197	264	461	5,063	5,170	10,233
KARIO	1,892	2,055	3,947	2,890	2,894	5,784	1,426	1,542	2,968	5,167	4,977	10,144	460	617	1,077	11,835	12,085	23,920
<b>TOTAL</b>	<b>2,701</b>	<b>2,934</b>	<b>5,635</b>	<b>4,126</b>	<b>4,132</b>	<b>8,258</b>	<b>2,036</b>	<b>2,202</b>	<b>4,238</b>	<b>7,378</b>	<b>7,106</b>	<b>14,484</b>	<b>657</b>	<b>881</b>	<b>1,538</b>	<b>16,898</b>	<b>17,255</b>	<b>34,153</b>

<b>Total number of refugees*</b>	<b>17,575</b>
<b>UNHCR/COR registered refugees</b>	<b>17,575</b>
<b>IPP registered &amp; unregistered</b>	<b>-</b>
<b>Total arrivals in 2019</b>	<b>-</b>

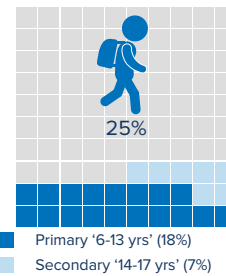


\*Additional sources estimate the number of South Sudanese refugees in Sudan to be higher; however, data requires verification.

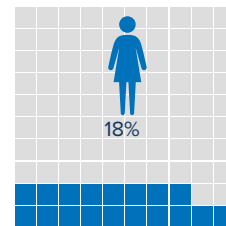


\*\*Population distribution statistics are based on biometrically registered individuals only

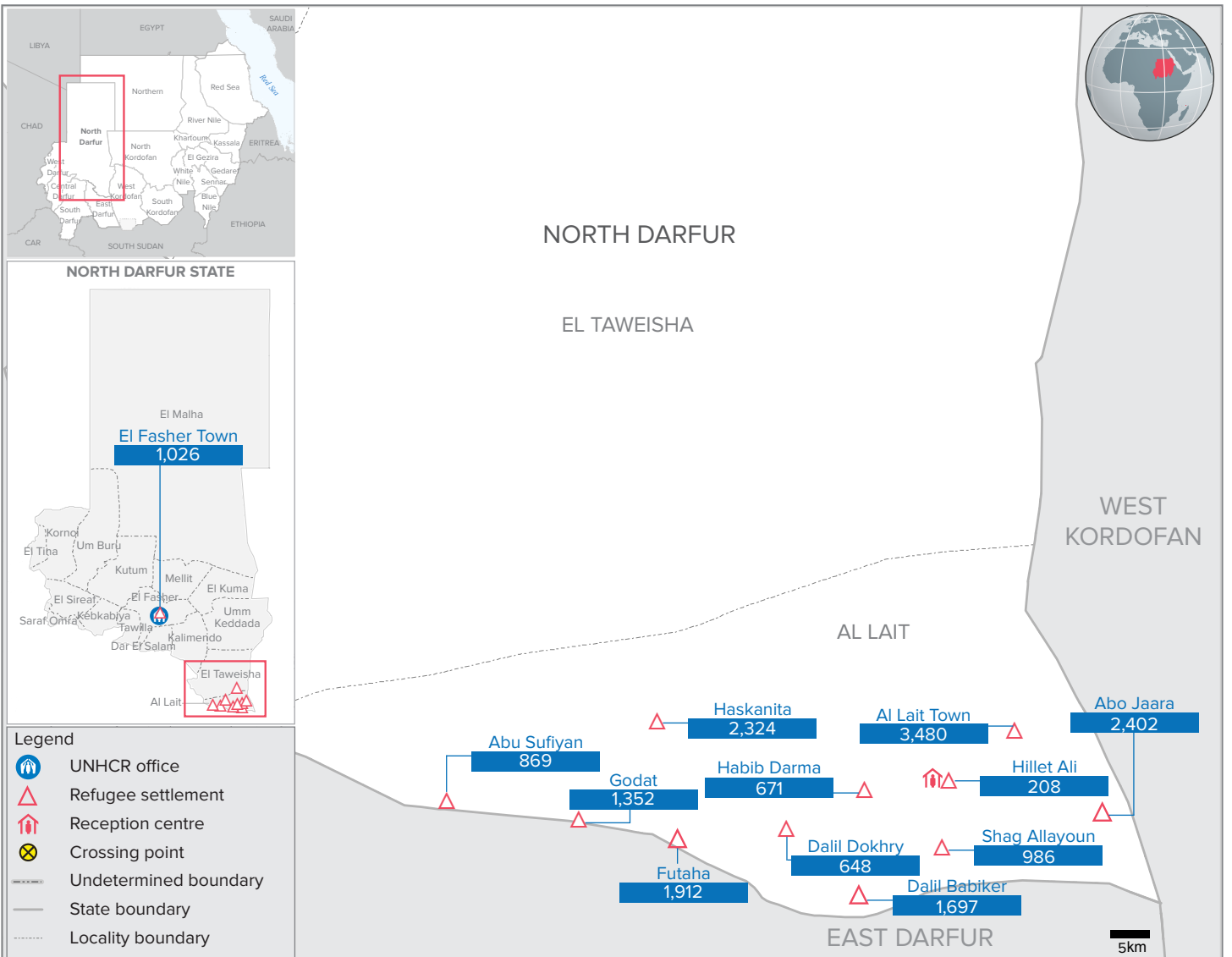
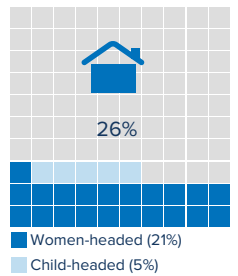
**SCHOOL-AGED CHILDREN (6-17 YRS) \*\***



**REPRODUCTIVE-AGED WOMEN/GIRLS (13-49 YRS)\*\***



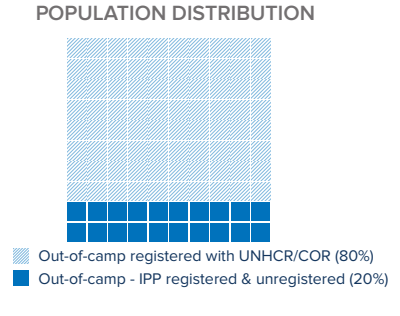
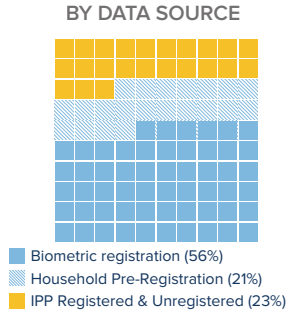
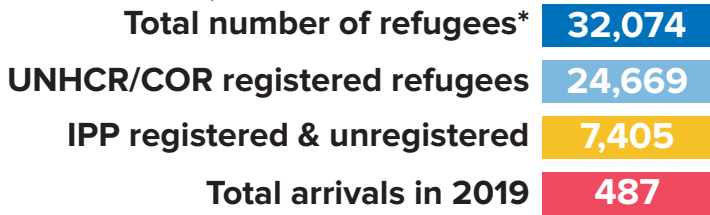
**HOUSEHOLD DISTRIBUTION\*\***



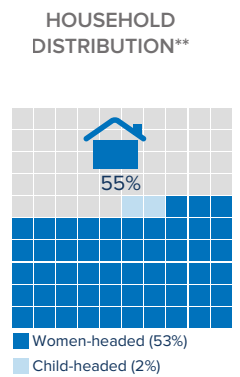
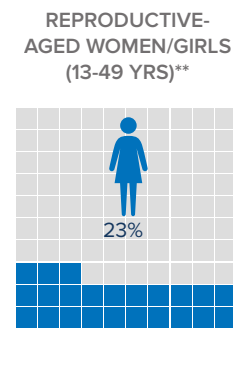
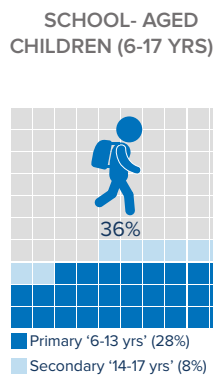
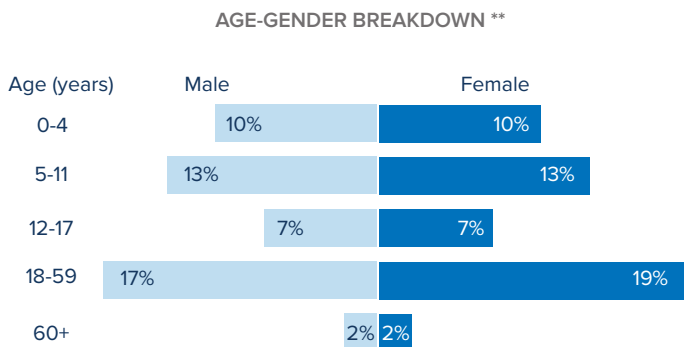
The boundaries and names shown and the designations used on this map do not imply official endorsement or acceptance by the United Nations.

## POPULATION FIGURES BY LOCALITY

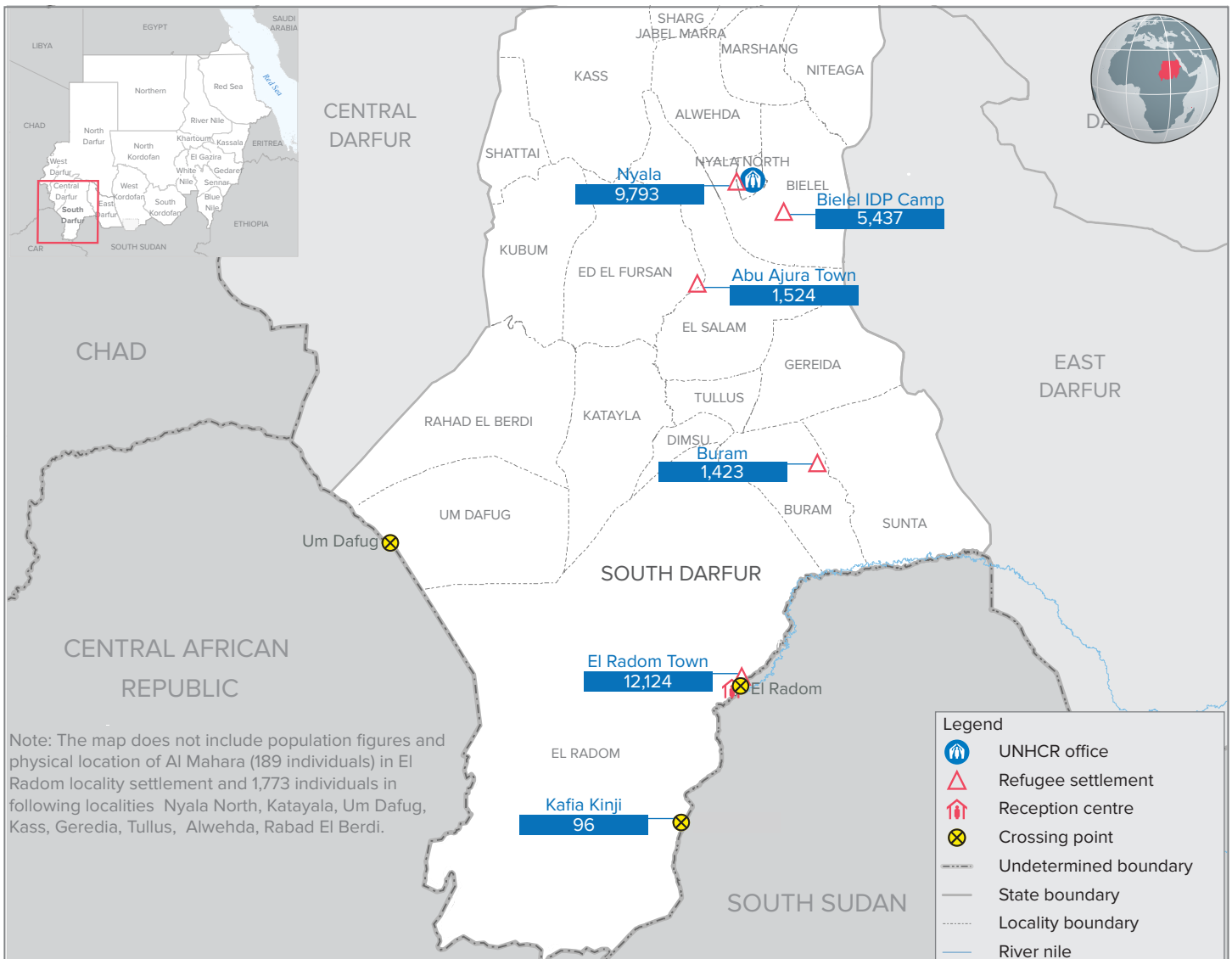
Locality	Total refugees from South Sudan				By Data Source			
	Previous population as of 31 Dec 2018	Increases		Decreases	Current population as of 31 Jan 2019	UNHCR/COR registered refugees		IPP registered & Unregistered
		New arrivals (Inds)	Other increases (Inds)	Individuals		Individually registered	HH pre- registration	
AL LAIT	15,419	-	1,130	-	16,549	16,549	-	-
EL FASHER	3,026	-	-	2,000	1,026	1,026	-	-
<b>TOTAL</b>	<b>18,445</b>	<b>-</b>	<b>1,130</b>	<b>2,000</b>	<b>17,575</b>	<b>17,575</b>	<b>-</b>	<b>-</b>



\*Additional sources estimate the number of South Sudanese refugees in Sudan to be higher; however, data requires verification.

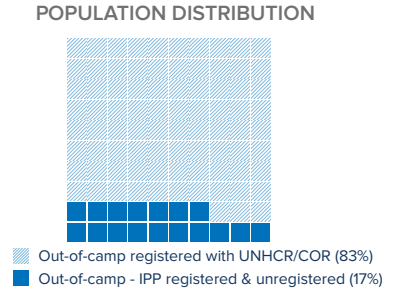
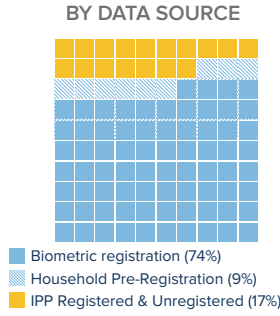
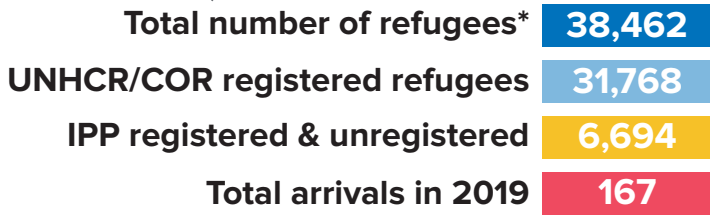


\*\*Population distribution statistics are based on biometrically registered individuals only

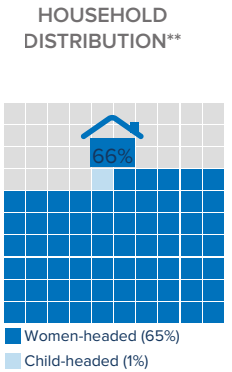
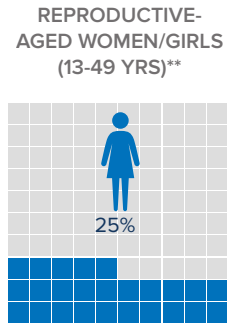
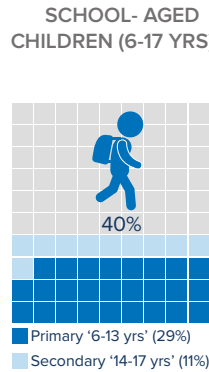
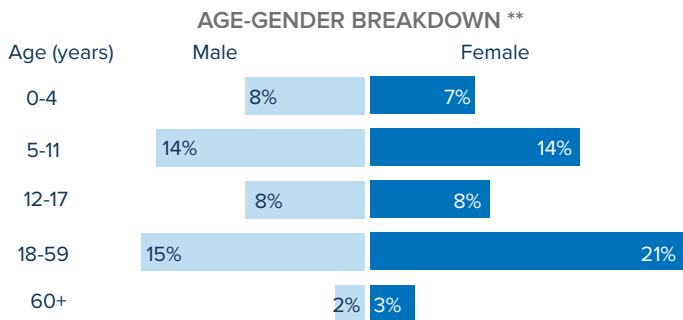


## POPULATION FIGURES BY LOCALITY

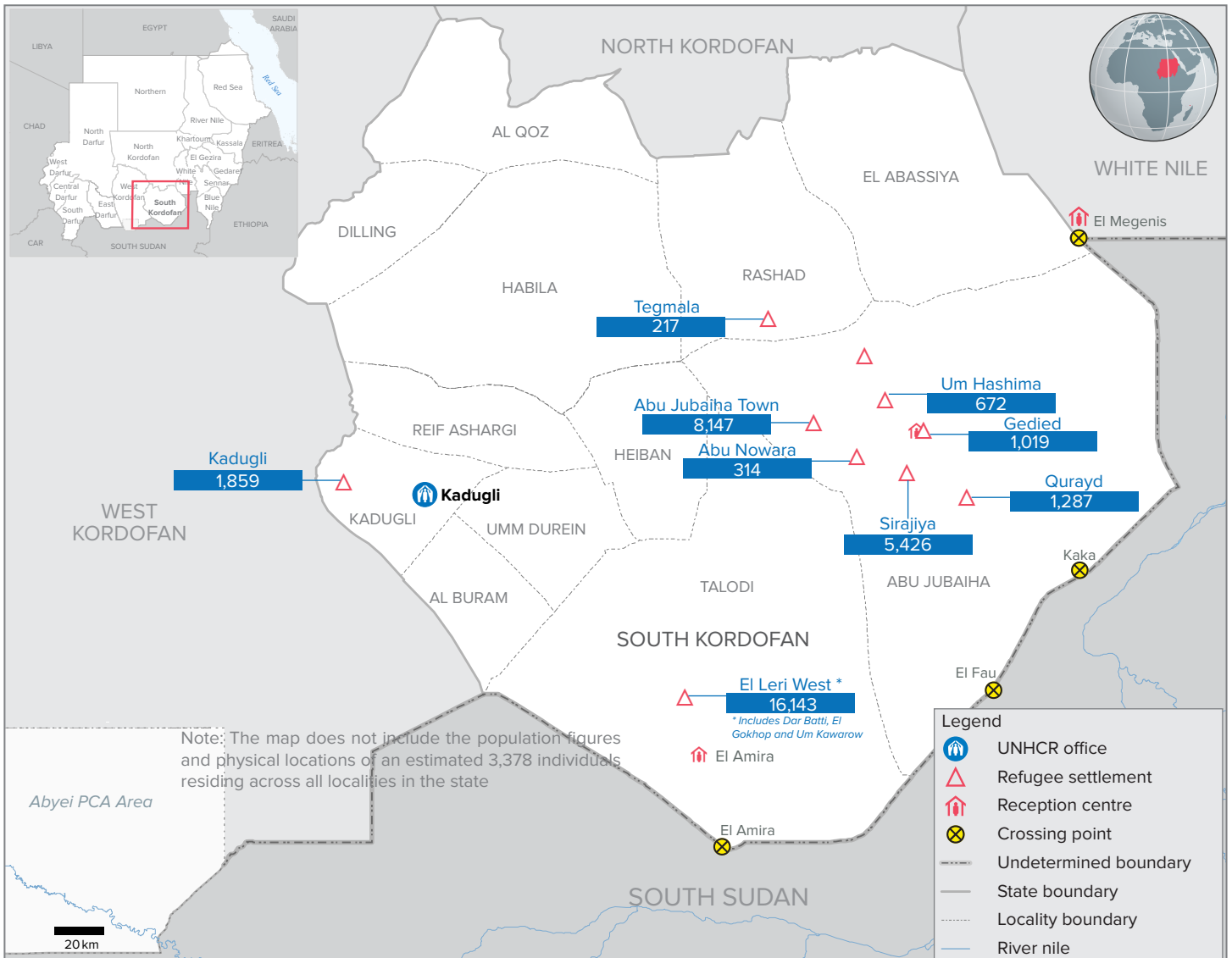
Locality	Total refugees from South Sudan				By Data Source			
	Previous population as of 31 Dec 2018	Increases		Decreases	UNHCR/COR registered refugees		IPP registered & Unregistered	
		New arrivals (Inds)	Other increases (Inds)	Individuals	Individually registered	HH pre- registration		
EL RADOM	11,878	207	39	-	12,124	11,711	-	413
NYALA	9,793	-	-	-	9,793	-	6,795	2,998
BIELEL	5,212	225	-	-	5,437	4,554	-	883
AL SALAM	1,494	30	-	-	1,524	825	-	699
BURAM	1,398	25	-	-	1,423	784	-	639
NYALA NORTH	438	-	-	-	438	-	-	438
KATAYLA	217	-	836	-	1,053	-	-	1,053
GEREIDA	75	-	-	-	75	-	-	75
KASS	61	-	-	-	61	-	-	61
TULLUS	58	-	-	-	58	-	-	58
UM DAFUG	35	-	-	-	35	-	-	35
AL WEHDA	27	-	-	-	27	-	-	27
RAHAD EL BARDI	26	-	-	-	26	-	-	26
<b>TOTAL</b>	<b>30,712</b>	<b>487</b>	<b>875</b>	<b>-</b>	<b>32,074</b>	<b>17,874</b>	<b>6,795</b>	<b>7,405</b>



\*Additional sources estimate the number of South Sudanese refugees in Sudan to be higher; however, data requires verification.



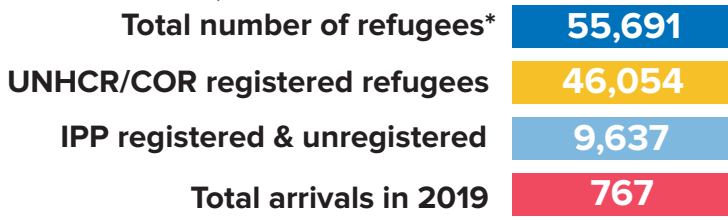
\*\*Population distribution statistics are based on biometrically registered individuals only



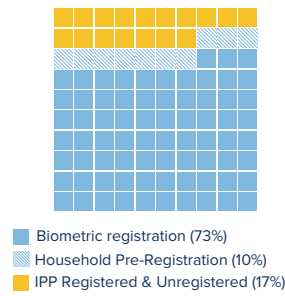
## POPULATION FIGURES BY LOCALITY

Locality	Total refugees from South Sudan				By Data Source			
	Previous population as of 31 Dec 2018	Increases		Decreases	UNHCR/COR registered refugees		IPP registered & Unregistered	
		New arrivals (Inds)	Other increases (Inds)	Individuals	Individually registered	HH pre- registration		
ABU JUBAIHA	17,259	-	-	-	17,259	10,995	899	5,365
EL LERI	16,566	167	-	1	16,732	13,689	2,553	490
KADUGLI	1,859	-	-	-	1,859	1,670	-	189
DILLING	958	-	-	-	958	958	-	-
AL TADAMON	650	-	-	-	650	-	-	650
HABILA	439	-	-	-	439	439	-	-
AL QUOZ	348	-	-	-	348	348	-	-
RASHAD	217	-	-	-	217	217	-	-
<b>TOTAL</b>	<b>38,296</b>	<b>167</b>	<b>-</b>	<b>1</b>	<b>38,462</b>	<b>28,316</b>	<b>3,452</b>	<b>6,694</b>






**BY DATA SOURCE**

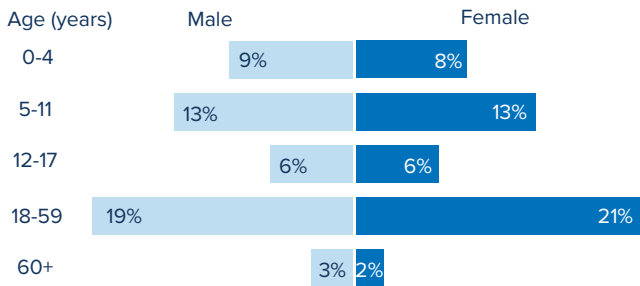


**POPULATION DISTRIBUTION**

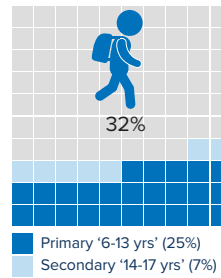


\*Additional sources estimate the number of South Sudanese refugees is higher in Sudan; however, data requires verification.

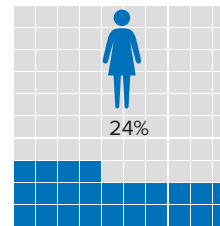
**AGE-GENDER BREAKDOWN \*\***



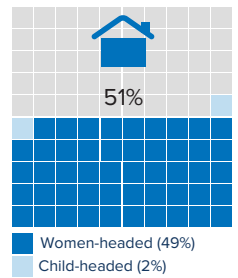
**SCHOOL- AGED CHILDREN (6-17 YRS) \*\***



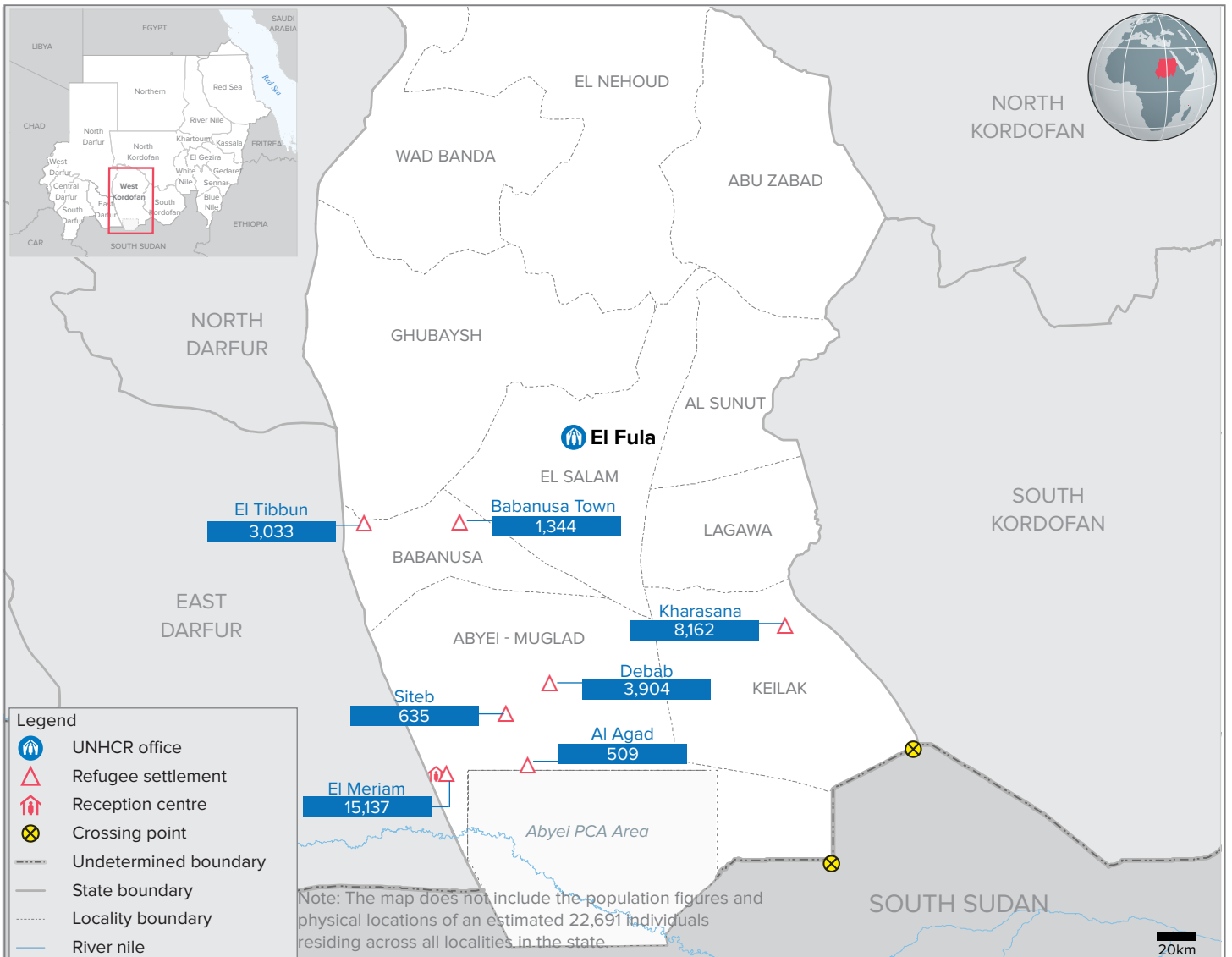
**REPRODUCTIVE-AGED WOMEN/GIRLS (13-49 YRS)\*\***



**HOUSEHOLD DISTRIBUTION\*\***



\*\*Population distribution statistics are based on biometrically registered individuals only



## POPULATION FIGURES BY LOCALITY

Locality	Total Refugees from South Sudan					By Data Source		
	Previous population as of 31 Dec 2018	New arrivals (Inds)	Other increases (Inds)	Decreases Individuals	Current population as of 31 Jan 2019	Individually registered	HH pre-registration	IPP registered & Unregistered
EL MERIAM	14,485	652	-	-	15,137	12,243	2,066	828
ABYEI - MUGLAD	6,692	-	-	-	6,692	4,458	-	2,234
GEBAYSH	4,172	-	-	-	4,172	4,172	-	-
KEILAK	9,213	115	-	-	9,328	5,505	3,443	380
BABANU-SA	4,513	-	-	-	4,513	4,032	-	481
AL DEBAB	3,904	-	-	-	3,904	3,904	-	-
AL SALAM	4,018	-	-	-	4,018	881	-	3,137
EL NUHUD	3,922	-	-	-	3,922	3,922	-	-
EL ODAYA	1,130	-	-	-	1,130	1,130	-	-
EL SUNUT	1,016	-	-	-	1,016	-	-	1,016
ABU ZABAD	627	-	-	-	627	-	-	627
LAGWA	573	-	-	-	573	-	-	573
AL KHOWEY	511	-	-	-	511	298	-	213
WAD BANDA	148	-	-	-	148	-	-	148
<b>TOTAL</b>	<b>54,924</b>	<b>767</b>	<b>-</b>	<b>-</b>	<b>55,691</b>	<b>40,545</b>	<b>5,509</b>	<b>9,637</b>

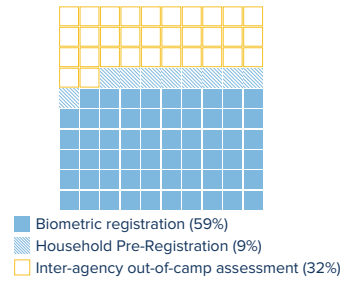
**Total number of refugees\*** **258,060**

**UNHCR/COR registered refugees** **176,522**

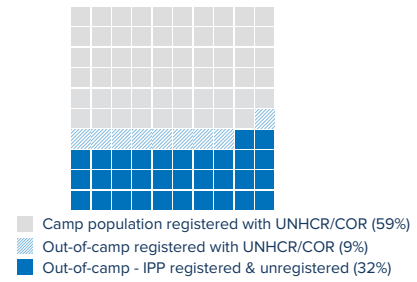
**IPP registered & unregistered** **81,538**

**Total arrivals in 2019** **138**

BY DATA SOURCE

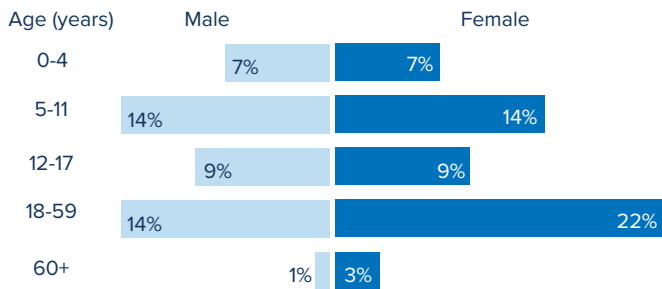


POPULATION DISTRIBUTION



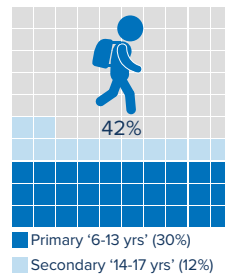
\*Additional sources estimate the number of South Sudanese refugees in Sudan to be higher; however, data requires verification.

AGE-GENDER BREAKDOWN \*\*

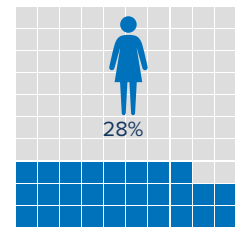


\*\*Population distribution statistics are based on biometrically registered individuals only

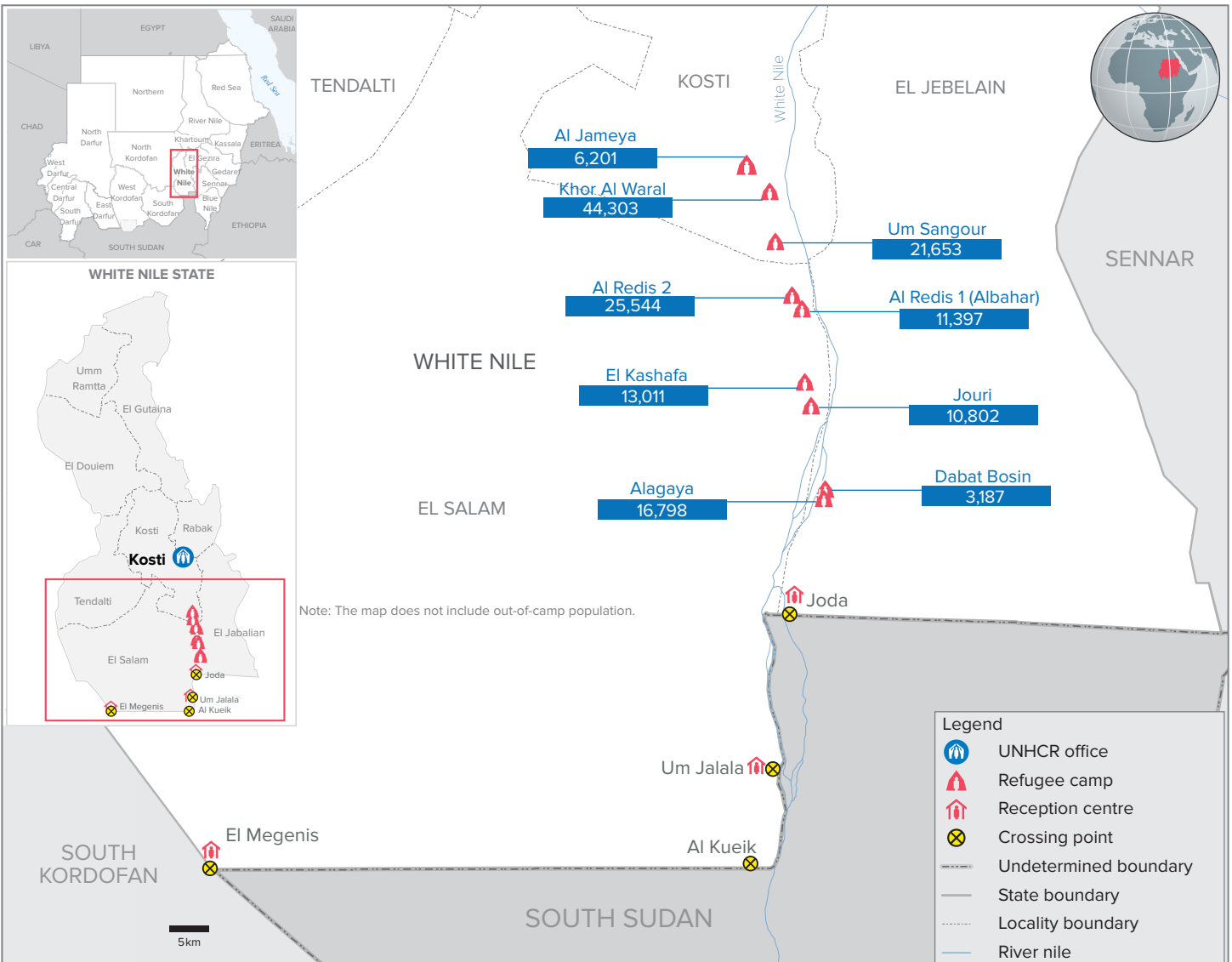
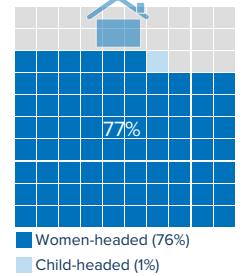
SCHOOL- AGED CHILDREN (6-17 YRS) \*\*



REPRODUCTIVE-AGED WOMEN/GIRLS (13-49 YRS)\*\*



HOUSEHOLD DISTRIBUTION\*\*



The boundaries and names shown and the designations used on this map do not imply official endorsement or acceptance by the United Nations.

## POPULATION FIGURES BY LOCALITY

Locality	Total refugees from South Sudan				By Data Source			
	Previous population as of 31 Dec 2018	Increases		Decreases	Current population as of 31 Jan 2019	UNHCR/COR registered refugees	IPP registered & Unregistered	
		New arrivals (Inds)	Other increases (Inds)	Individuals		Individually registered	HH pre-registration	
EL SALAM	155,778	10	1,879	1,150	156,517	133,295	23,222	-
EL JABALIAN	19,985	128	-	108	20,005	19,985	20	-
KOSTI	81,538	-	-	-	81,538	-	-	81,538
<b>TOTAL</b>	<b>257,301</b>	<b>138</b>	<b>1,879</b>	<b>1,258</b>	<b>258,060</b>	<b>153,280</b>	<b>23,242</b>	<b>81,538</b>

## AGE-GENDER BREAKDOWN OF POPULATION IN REFUGEE CAMPS (by individuals)

CAMPS	0-4			5-11			12-17			18-59			60+			GRAND TOTAL		
	F	M	Total	F	M	Total	F	M	Total	F	M	Total	F	M	Total	F	M	Total
DABAT BOSIN	229	212	441	463	433	896	242	239	481	658	617	1,275	49	45	94	1,641	1,546	3,187
AL JAMEYA	423	427	850	840	840	1,680	665	682	1,347	1,444	582	2,026	217	81	298	3,589	2,612	6,201
JOURI	530	566	1,096	1,521	1,405	2,926	1,083	1,037	2,120	2,507	1,679	4,186	306	168	474	5,947	4,855	10,802
AL REDIS 1 (ALBAHAR)	524	499	1,023	1,688	1,635	3,323	1,252	1,250	2,502	2,723	1,444	4,167	280	102	382	6,467	4,930	11,397
EL KASHAFA	632	686	1,318	1,961	1,934	3,895	1,392	1,302	2,694	3,100	1,600	4,700	296	108	404	7,381	5,630	13,011
ALAGAYA	1,236	1,191	2,427	2,378	2,516	4,894	1,348	1,442	2,790	3,647	2,550	6,197	326	164	490	8,935	7,863	16,798
UM SANGOR	1,882	1,858	3,740	3,062	3,056	6,118	1,314	1,510	2,824	4,226	4,215	8,441	267	263	530	10,751	10,902	21,653
AL REDIS 2	1,781	1,849	3,630	3,440	3,432	6,872	2,475	2,358	4,833	5,852	3,418	9,270	697	242	939	14,245	11,299	25,544
KHOR AL WAREL	3,600	3,602	7,202	5,850	5,875	11,725	4,205	4,155	8,360	10,635	4,656	15,291	1,612	592	2,204	25,902	18,880	44,782
<b>TOTAL</b>	<b>10,837</b>	<b>10,890</b>	<b>21,727</b>	<b>21,203</b>	<b>21,126</b>	<b>42,329</b>	<b>13,976</b>	<b>13,975</b>	<b>27,951</b>	<b>34,792</b>	<b>20,761</b>	<b>55,553</b>	<b>4,050</b>	<b>1,765</b>	<b>5,815</b>	<b>84,858</b>	<b>68,517</b>	<b>153,375</b>