

# EUROPE RESETTLEMENT



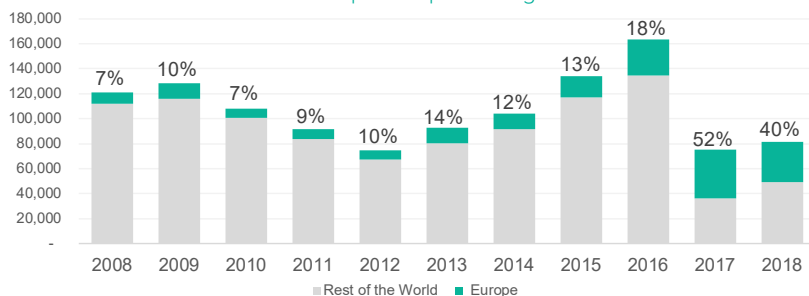
A group of refugees resettled from Niger to Italy land at Pratica di Mare military airbase near Rome. The 51 refugees flown from Niger to Italy on 14 November 2018, following evacuation from Libya by UNHCR's Emergency Transit Mechanism, were mostly vulnerable women and children from Eritrea, Ethiopia, Somalia, Sudan and Cameroon.<sup>6</sup>

## Overview

During 2018, almost 32,400 refugees were submitted by UNHCR for resettlement<sup>1</sup> to 20 countries in Europe.<sup>2</sup> This is 17% less than in 2017, but approximately double the average rate of 15,400 submissions per year during the previous 10 years. Six countries that received smaller numbers of resettlement submissions in 2017 did not receive any further submissions during 2018.<sup>4</sup>

Between 2008 and 2016, Europe's proportion of resettlement submissions globally increased from approximately 7% to almost 18%, before substantially increasing to 52% during 2017 and 40% during 2018. The increase in 2017 is primarily due to a significant decrease globally in the scale of some States' resettlement programmes, most notably by the United States of America. In 2018, resettlement submissions to other countries increased, in particular to Canada.

### Resettlement submissions to Europe compared to global trends <sup>3</sup>



### Resettlement submissions to Europe <sup>3</sup>

**32,363**

in 2018

20 countries

**17,209**

in 2015

19 countries

**28,651**

in 2016

27 countries

**38,881**

in 2017

25 countries

### Resettlement departures to Europe <sup>3</sup>

**26,081**

in 2018

### Resettlement arrivals to Europe <sup>5</sup>

**11,175**

in 2015

**18,175**

in 2016

**27,450**

in 2017

<sup>1</sup> See [www.unhcr.org/resettlement.html](http://www.unhcr.org/resettlement.html) for more background information on resettlement. Only data on resettlement cases referred by UNHCR is available for 2018. The figures presented in this factsheet reflect UNHCR *submissions* of resettlement cases to resettlement countries. Following submission, the timescale can vary in each resettlement country before a case is accepted and the refugees depart from their country of asylum and arrive finally in the country of resettlement.

<sup>2</sup> Europe comprises 50 countries, including the EU, Norway, Switzerland, Iceland and Liechtenstein, South-Eastern Europe (inc. Kosovo (S/RES/1244(1999))), Turkey and Eastern Europe (exc. Kazakhstan).

<sup>3</sup> Source: Resettlement submission and departure data from [rsq.unhcr.org](http://rsq.unhcr.org). Departure figures reported by UNHCR may not match resettlement statistics published by States as government figures may include submissions received outside of UNHCR's resettlement processes.

<sup>4</sup> These were Austria, Luxembourg, Slovenia, Monaco, Romania and Cyprus. Bulgaria was the only country that received submissions in 2018, but not in 2017.

<sup>5</sup> Sources: Resettlement data from [Eurostat](http://Eurostat) for the EU and Norway, Switzerland, Iceland and Liechtenstein, and [rsq.unhcr.org](http://rsq.unhcr.org) for Eastern and South-Eastern Europe.

<sup>6</sup> All lists are ordered in terms of the number of resettlement submissions, in descending order.

## Country of origin

The vast majority of refugees submitted for resettlement to Europe in 2018 are originally from Syria (69%), consistent with 2017, with the resettlement of Syrians to Europe having increased significantly in scale between 2013 and 2016. In total, 93% of refugees submitted for resettlement to Europe in 2018 originate from just seven countries: Syria, the Democratic Republic of Congo (DRC), Sudan, Eritrea, Iraq, Somalia and Afghanistan. 16% of submissions to Europe are from East Africa and just under 2% are from West Africa.

## Country of asylum

Refugees submitted for resettlement to Europe were typically registered in the following countries: **Syrians:** Turkey, Lebanon, Jordan or Egypt; **Congolese (DRC):** Uganda, Zambia or Burundi; **Sudanese:** Chad, Egypt or Libya; **Eritreans:** Niger, Ethiopia or Egypt; **Iraqis:** Lebanon, Turkey, Jordan or Syria; **Somalis:** Kenya or Niger.<sup>6</sup>

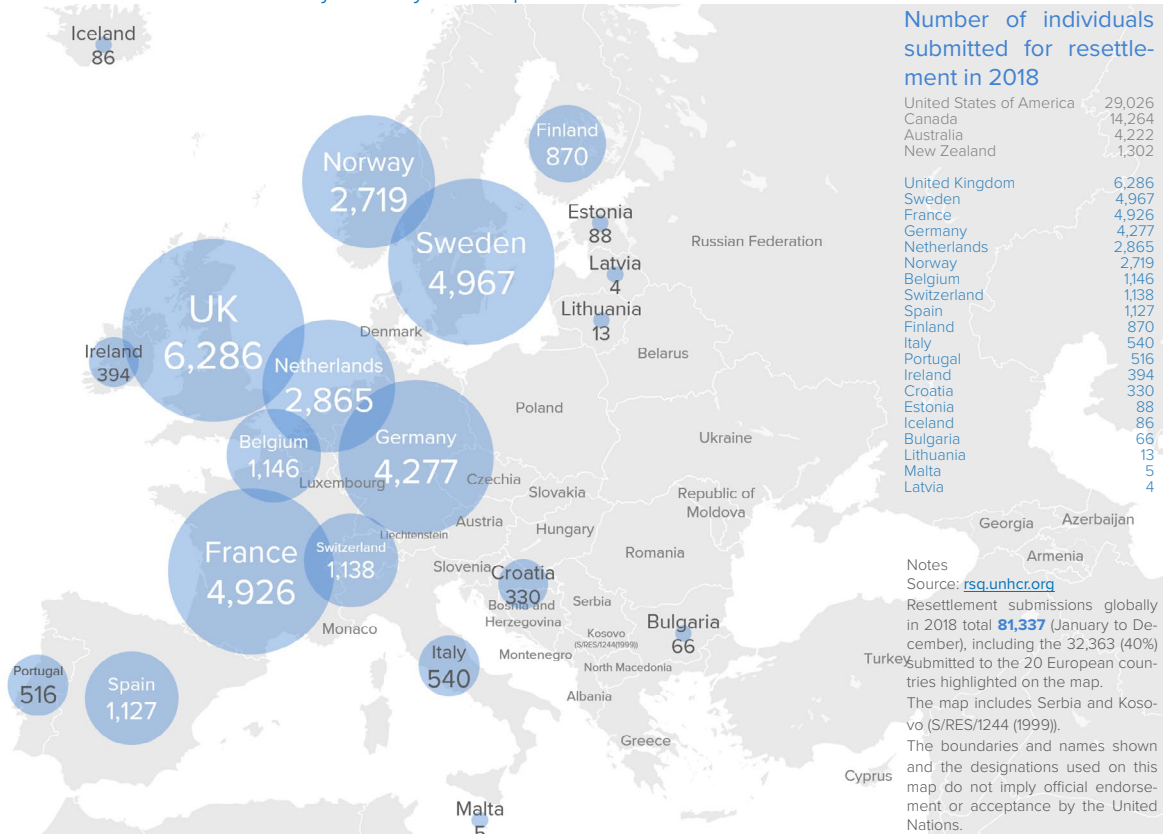
Following UNHCR's establishment of an [Emergency Transit Mechanism](#) in Niger in late 2017 for the evacuation of highly vulnerable persons out of detention in Libya, resettlement submissions from Niger (which include [evacuees](#) as well as refugees initially registered in Niger) reached 1,853 during 2018, almost ten times greater than in 2017 (most commonly Eritreans, Nigerians, Malians and Somalis, submitted to France, Sweden, Germany, UK, Switzerland, Finland, Belgium, the Netherlands and Norway<sup>6</sup>).

## Country of resettlement

In 2018, six countries in Europe (the UK, Sweden, France, Germany, the Netherlands and Norway) have received 80% of all resettlement submissions.

Of the 20 countries in Europe to which resettlement submissions were made in 2018, 12 resettled predominately Syrians (defined as submissions comprising at least 80% Syrians). Only the UK, Sweden, France, Norway, Finland and Portugal have resettled substantial numbers of other nationalities of refugees, including from the Democratic Republic of the Congo, Sudan, Eritrea, Iraq, Somalia and Afghanistan.<sup>6</sup>

### Number of refugees submitted for resettlement by country in Europe

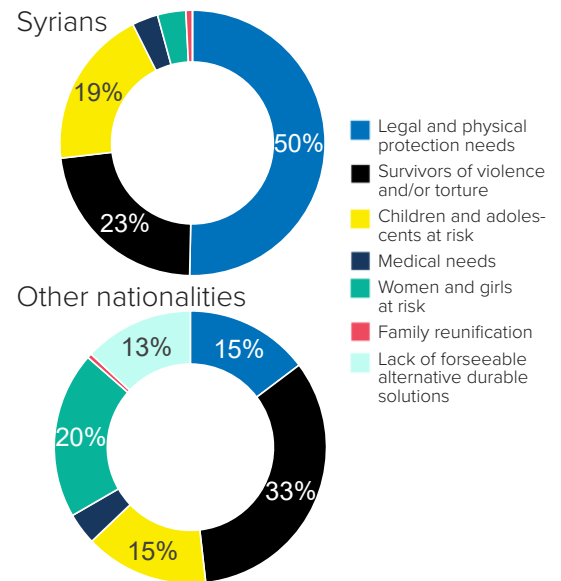


# Categories of resettlement submissions

As an important protection tool that is used to address cases that cannot be provided with appropriate protection and support in their countries of asylum, resettlement cases in 2018 were most commonly submitted to European countries based on legal and physical protection needs (39%), to provide adequate protection to survivors of torture and/or violence (26%), and to children and adolescents at risk (18%).<sup>7</sup>

For nationalities other than Syrians (31% of submissions overall), fewer cases were submitted due to legal and physical protection needs (15%). By contrast, more cases were submitted to provide adequate protection to survivors of torture and/or violence, women and girls at risk, and due to the lack of foreseeable alternative durable solutions in protracted refugee situations (33%, 20% and 13% respectively).

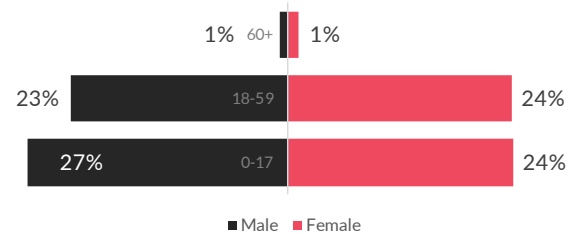
Overall, just 1% of cases submitted to European countries were under the emergency submission procedures, while 11% were regarded as urgent.<sup>7</sup> Of the 5,709 resettlement cases (22,937 individuals in total) on which a decision was made in 2018 by European countries, 91% were accepted, consistent with acceptance rates in previous years, as well as globally.



## Demographics

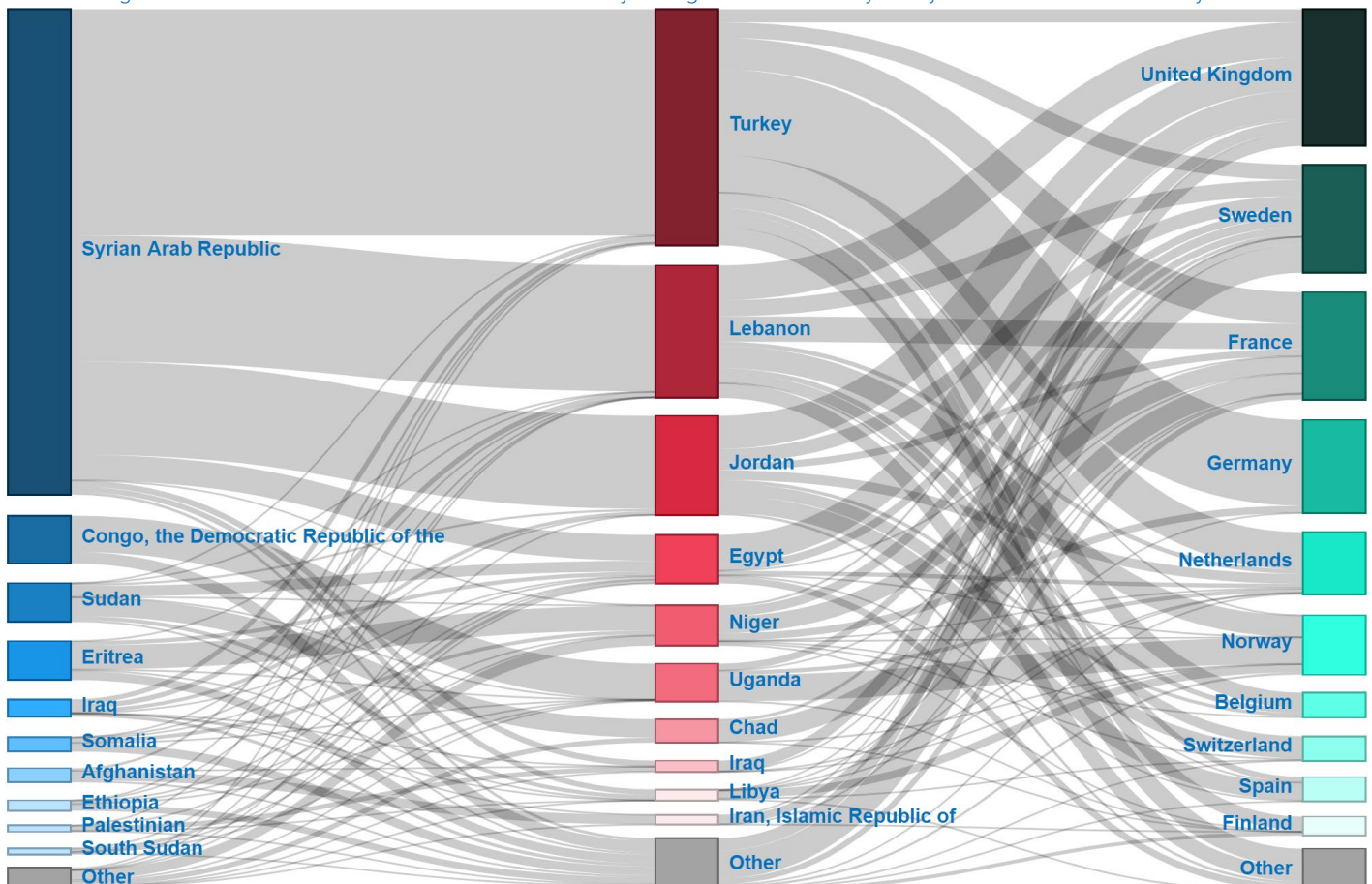
In 2018, 51% of those people whose resettlement cases were submitted to Europe were children, 47% were aged between 18 and 59, and 2% were over 60 years old. Overall, submissions of men and boys compared to women and girls were close to equal (51% versus 49%). This demographic profile is very consistent with submissions in 2017 and also by both the country of origin and country of resettlement.

Each case submitted to Europe included just under 4 people on average in 2018.



## Flow of refugees

Flow of refugees submitted for resettlement in 2018 from country of origin via their country of asylum to the intended country of resettlement



<sup>7</sup> See the [UNHCR Resettlement Handbook](#): chapter six (resettlement submission categories) on page 243 and section 6.1.1 (resettlement priority levels) on page 246.