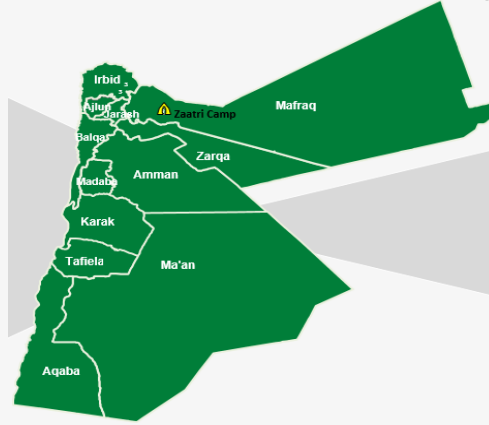
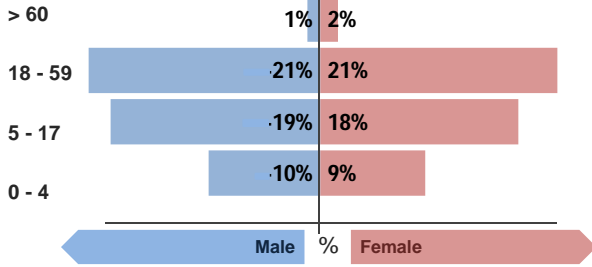




Refugee population

Total refugee population: **78,561**

Demographic breakdown:



Key facts

Camp opened: **July 2012**

Indicators at a glance

1 Health utilisation rate	6.7	X
2 Number of consultations per clinician per day	38	✓
3 Hospitalisation rate (/1000/month)	4.2	
4 % deliveries attended by skilled personnel	99.8%	✓
5 Crude Mortality Rate (CMR) (/1000/month)	0.1	✓
6 Under-five Mortality Rate (U5MR) (/1000/month)	0.2	✓
7 Neonatal Mortality Rate (NNMR) (/1000 livebirths)	5.8	✓

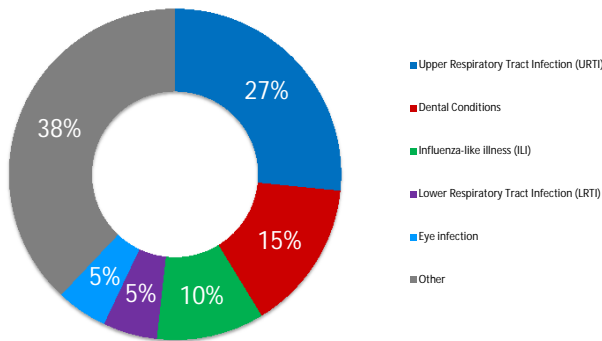
Notes

This public health profile for Za'atri refugee camp is compiled from health facility data from the following partners:

- IMC Clinic
- JHAS Referrals
- Moroccan Field Hospital
- Nidaa Al Khair Clinic
- Saudi Clinic
- IRC Clinic
- SAMS Clinic
- AMR Clinic 1 (Comprehensive Charitable Medical Center)
- AMR Clinic 2 (Maternity and Childhood center)

Morbidity

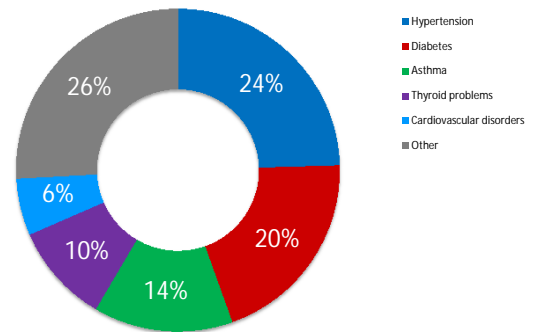
Acute health conditions (%)



Top 5 acute health conditions

Condition	% morbidity	# of cases
1 Upper Respiratory Tract Infection (URTI)	27%	16,759
2 Dental Conditions	15%	9,257
3 Influenza-like illness (ILI)	10%	6,613
4 Lower Respiratory Tract Infection (LRTI)	5%	3,334
5 Eye infection	5%	3,139
- Other	38%	23,945

Chronic health conditions (%)



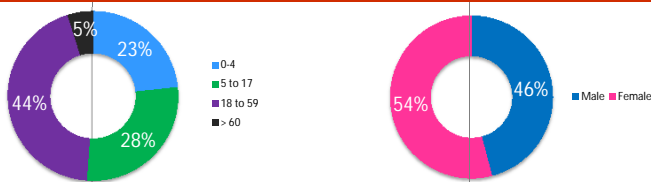
Top 5 chronic health conditions

Condition	% morbidity	# of cases
1 Hypertension	25%	4,518
2 Diabetes	20%	3,690
3 Asthma	14%	2,567
4 Thyroid problems	10%	1,838
5 Cardiovascular disorders	6%	1,051
- Other	26%	4,765

Breakdown of acute health conditions

by age

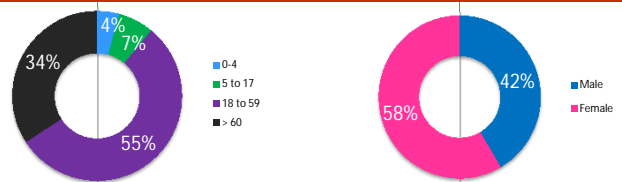
by gender



Breakdown of chronic health conditions

by age

by gender



UNHCR gratefully acknowledges the support of the following partners:



Public Health

Health Impact

	Indicator	Standard	
Crude Mortality Rate (CMR) (/1000/month)	0.1	< 0.51	✓
Under-five Mortality Rate (U5MR) (/1000/month)	0.2	< 1.5	✓
Neonatal Mortality Rate (NNMR) (/1000 livebirths)	5.8	< 14.9	✓

Access and utilization

No. of health facilities	1 : 9819	1 : < 10,000	✓
Total number of consultations	131,378		
Health utilisation rate	6.7	1 - 4	X
No. of consultations per trained clinician per day	38	< 50	✓

Outbreak Alert and Response

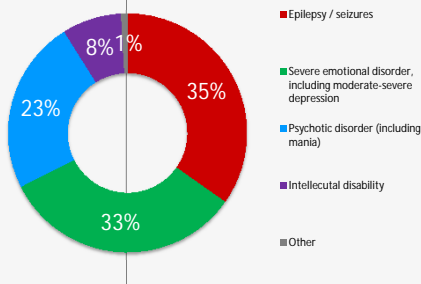
	Indicator	Standard
Number of outbreaks reported	0	
% of outbreaks investigated within 48 hours		100%

Laboratory

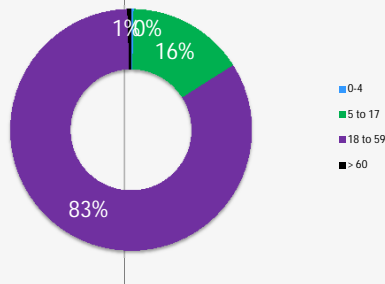
Number of laboratory samples	23,640
------------------------------	--------

Breakdown of mental health conditions

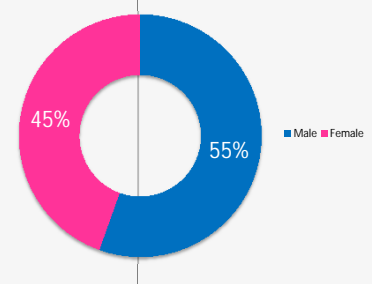
By cause



By age

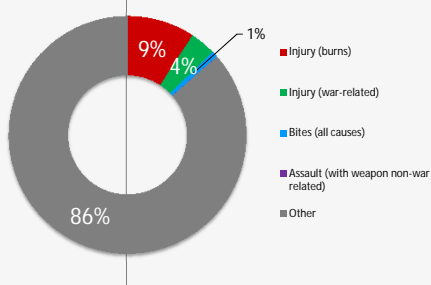


By gender

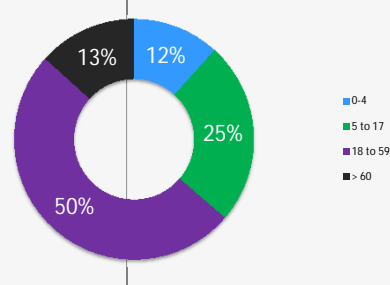


Breakdown of injuries

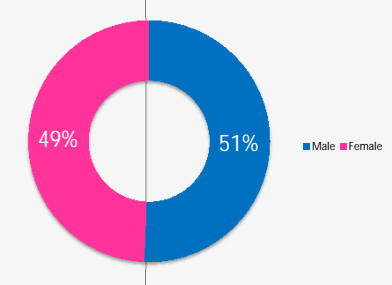
By cause



By age



By gender



In-patient and referral

In-patient department

	Indicator	Standard	
Hospitalisation rate (/1000/year)	50.6	50 - 150	🚩
Bed occupancy rate	37%	> 75%	X
Mean length of stay for authorised discharges (days)	1.3		

	Indicator	Standard
Overall case fatality rate	0%	
Proportion of deaths within 24 hours of admission	0%	

Reproductive Health

Antenatal care

	Indicator	Standard	
Coverage of antenatal care (4 or more visits)	86%	≥ 90%	X
Coverage of TT vaccination	79%	≥ 90%	X
Coverage of anaemia screening in pregnancy	90%	≥ 90%	✓

Delivery care

Proportion of deliveries attended by skilled personnel	99.8%	≥ 90%	✓
Proportion of deliveries performed by caesarean section	32%	5 - 15%	X
Proportion of low birth weight deliveries (<2500g)	1%	< 15%	✓

Maternal mortality

Number of maternal deaths reported	0		
% of maternal deaths investigated		100%	

Postnatal care

Coverage of postnatal care	52%	≥ 90%	X
----------------------------	-----	-------	---

Sexual and Gender-based Violence

Incidence of rape (reported cases/10,000/year)*	1.0		^ 🚩
% of rape survivors who received PEP** < 72 hours	100%	100%	^ 🚩
% of rape survivors who received ECP*** < 120 hours	100%	100%	^ 🚩
% of rape survivors who received STI**** prophylaxis < 2 wks	100%	100%	^ 🚩

*Only includes rapes reported at health facilities **Post-exposure prophylaxis ***Emergency contraceptive pill ****Sexually transmitted infection



View interactive maps and statistics online
<http://twine.unhcr.org>

Legend:

- ✓ Standard met
- 🚩 Standard borderline
- X Standard not met
- 🚩 Interpret data with care
- ? Data missing

