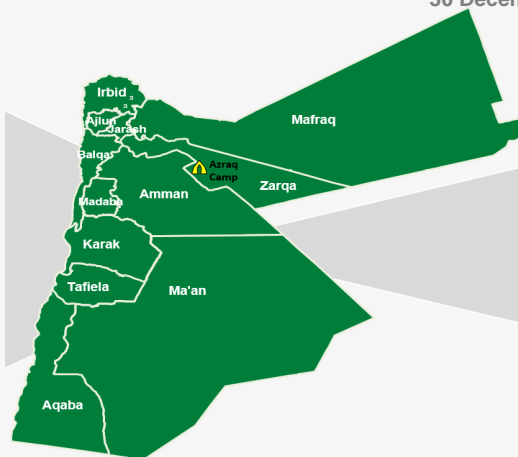
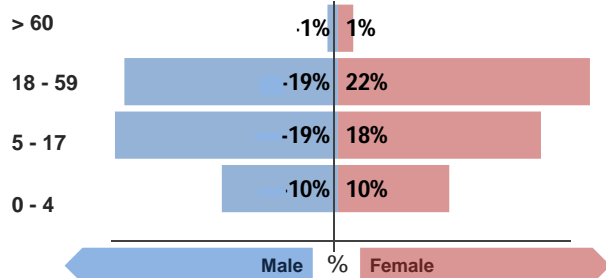




Refugee population

Total refugee population: **37,120**

Demographic breakdown:



Key facts

Camp opened:
May 2014

Indicators at a glance

1 Health utilisation rate	8.5	X
2 Number of consultations per clinician per day	52	X
3 Referral rate (/1000/month)	12.4	
4 Crude Mortality Rate (CMR) (/1000/month)	0.1	✓
5 Under-five Mortality Rate (U5MR) (/1000/month)	0.3	✓
6 Neonatal Mortality Rate (NNMR) (/1000 livebirths)	10.3	✓

Notes

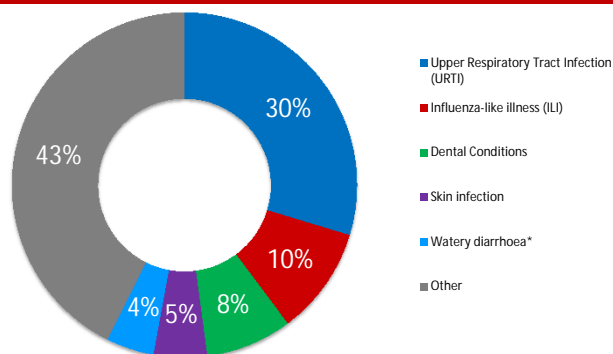
This public health profile for Azraq refugee camp is compiled from health facility data from the following partners:

- IMC Clinics in Villages 3, 5, and 6
- IMC Hospital
- Arab Medical Relief Clinics in Villages 2 and 6
- IRC RH Services Villages 3, 5, and 6

Data is collected using standardised Health Information System (HIS) data collection and reporting tools and aims to be as accurate as possible.

Morbidity

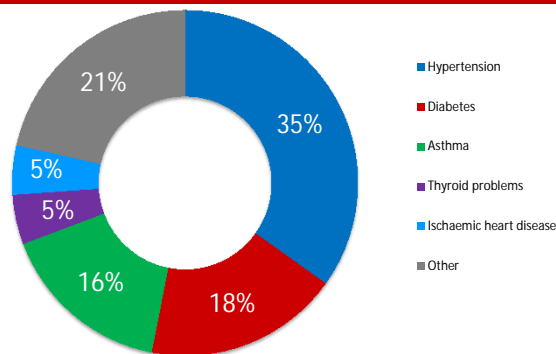
Acute health conditions (%)



Top 5 acute health conditions

Condition	% morbidity	# of cases
1 Upper Respiratory Tract Infection (URTI)	30%	30,184
2 Influenza-like illness (ILI)	10%	10,286
3 Dental Conditions	8%	8,233
4 Skin infection	5%	5,082
5 Watery diarrhoea*	4%	4,560
- Other	43%	43,354

Chronic health conditions (%)



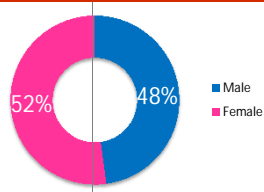
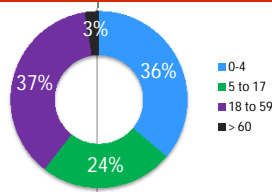
Top 5 chronic health conditions

Condition	% morbidity	# of cases
1 Hypertension	35%	2,808
2 Diabetes	18%	1,467
3 Asthma	16%	1,302
4 Thyroid problems	5%	374
5 Ischaemic heart disease	5%	371
- Other	21%	1,731

Breakdown of acute health conditions

by age

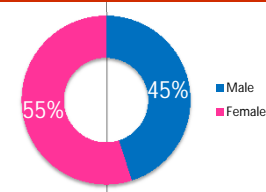
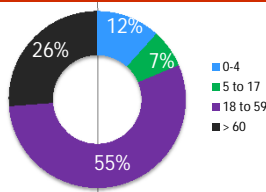
by gender



Breakdown of chronic health conditions

by age

by gender



UNHCR gratefully acknowledges the support of the following partners:



Public Health

Health Impact

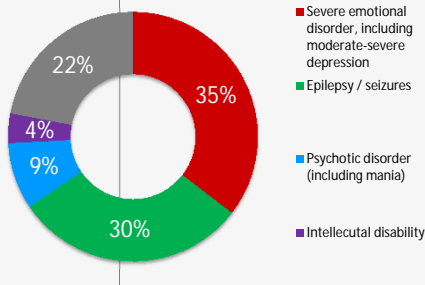
	Indicator	Standard	
Crude Mortality Rate (CMR) (/1000/month)	0.1	< 0.48	✓
Under-five Mortality Rate (U5MR) (/1000/month)	0.3	< 1.5	✓
Neonatal Mortality Rate (NNMR) (/1000 livebirths)	10.3	< 14.9	✓

Access and utilization

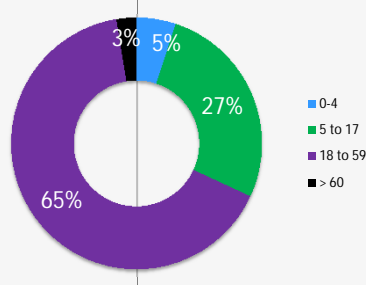
No. of health facilities	1 : 7424	1 : < 10,000	✓
Total number of consultations	156,855		
Health utilisation rate	8.5	1 - 4	✗
No. of consultations per trained clinician per day	52	< 50	✗

Breakdown of mental health conditions

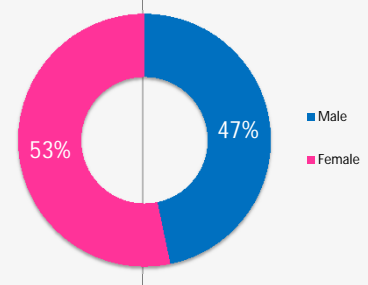
By cause



By age

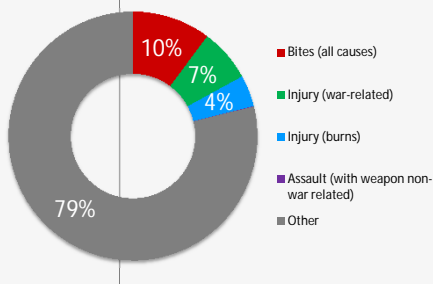


By gender

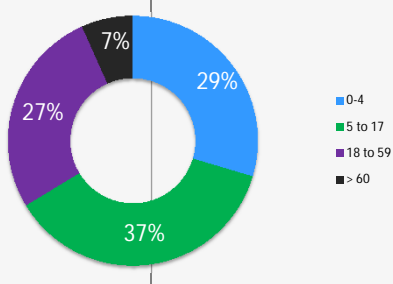


Breakdown of injuries

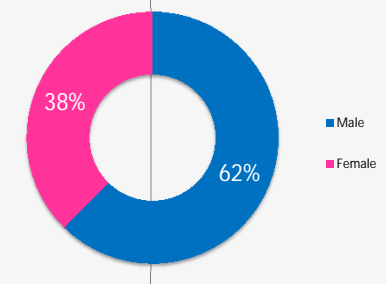
By cause



By age



By gender



In-patient and referral

In-patient department

	Indicator	Standard	
Hospitalisation rate (/1000/year)	119.8	50 - 150	^
Bed occupancy rate	93%	> 75%	✓
Mean length of stay for authorised discharges (days)	2.0		

	Indicator	Standard	
Overall case fatality rate	0%		
Proportion of deaths within 24 hours of admission	0%		

Reproductive Health

Antenatal care

	Indicator	Standard	
Coverage of antenatal care (4 or more visits)	73%	≥ 90%	✗
Coverage of TT vaccination	48%	≥ 90%	✗
Coverage of anaemia screening in pregnancy	99%	≥ 90%	✓

Delivery care

Proportion of deliveries attended by skilled personnel	98.1%	≥ 90%	✓
Proportion of deliveries performed by caesarean section	20.2%	5 - 15%	✗
Proportion of low birth weight deliveries (<2500g)	7%	< 15%	✓

Maternal mortality

Number of maternal deaths reported	0		
% of maternal deaths investigated	0%	100%	

Postnatal care

	Indicator	Standard	
Coverage of postnatal care	106%	≥ 90%	✓

Sexual and Gender-based Violence

Incidence of rape (reported cases/10,000/year)*	1.6		^
% of rape survivors who received PEP** < 72 hours		100%	^
% of rape survivors who received ECP*** < 120 hours		100%	^
% of rape survivors who received STI**** prophylaxis < 2 wks		100%	^

*Only includes rapes reported at health facilities **Post-exposure prophylaxis ***Emergency contraceptive pill ****Sexually transmitted infection