

Total Active Registered Persons Of Concern **757,750**

Urban **634,114**
83.7%

Camps **123,636**
16.3%

Standard Age and Gender								
Age	0-4	5-11	12-17	18-35	36-59	60+	Total	%
Female	51,095	75,530	48,891	109,496	69,411	19,303	373,726	49.3%
Male	54,233	79,817	51,464	116,806	66,958	14,742	384,020	50.7%
Other	3	0	0	0	0	1	4	0.0%
Total	105,331	155,347	100,355	226,302	136,369	34,046	757,750	100%
	13.9%	20.5%	13.2%	29.9%	18.0%	4.5%		

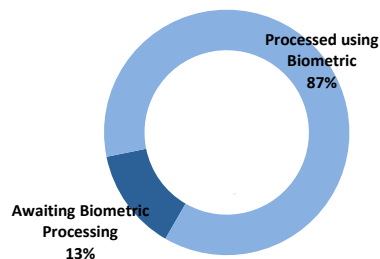
Origion Country*		
SYR	666,627	88.0%
IRQ	67,680	8.9%
YEM	14,650	1.9%
SUD	6,188	0.8%
SOM	793	0.1%
Other**	1,812	0.2%

Registration Trend		
2011	10,988	0.8%
2012	134,990	10.3%
2013	813,995	62.2%
2014	145,743	11.1%
2015	55,248	4.2%
2016	67,721	5.2%
2017	41,339	3.2%
2018	38,822	3.0%
2019	1,053	0.1%

Specific Needs			
Serious medical condition	67,471	8.9%	
Specific legal and physical protection needs	35,696	4.7%	
Child at risk	33,100	4.4%	
Disability	27,184	3.6%	
Single parent	20,394	2.7%	
Woman at risk	16,916	2.2%	
Older person at risk	7,151	0.9%	
Unaccompanied or separated child	2,754	0.4%	
Individuals with Specific Needs	151,705	20.0%	
Total	210,666	27.8%	

* An individual can have more than one specific need

Biometric Statistics (IRIS)

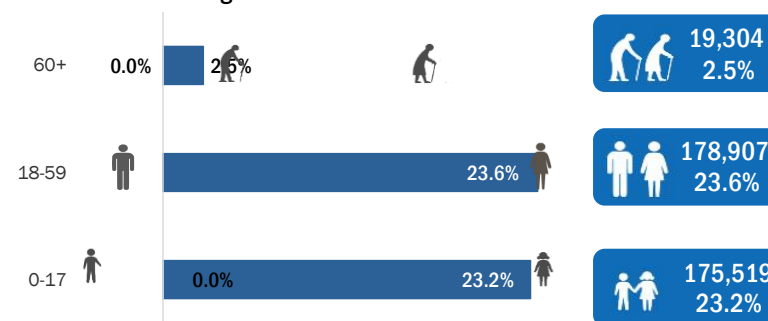


Arrivals		
Pre-2011	26,726	3.5%
2011	24,986	3.3%
2012	161,291	21.3%
2013	271,921	35.9%
2014	80,710	10.7%
2015	25,987	3.4%
2016	35,178	4.6%
2017	10,923	1.4%
2018	10,232	1.4%
2019	297	0.0%

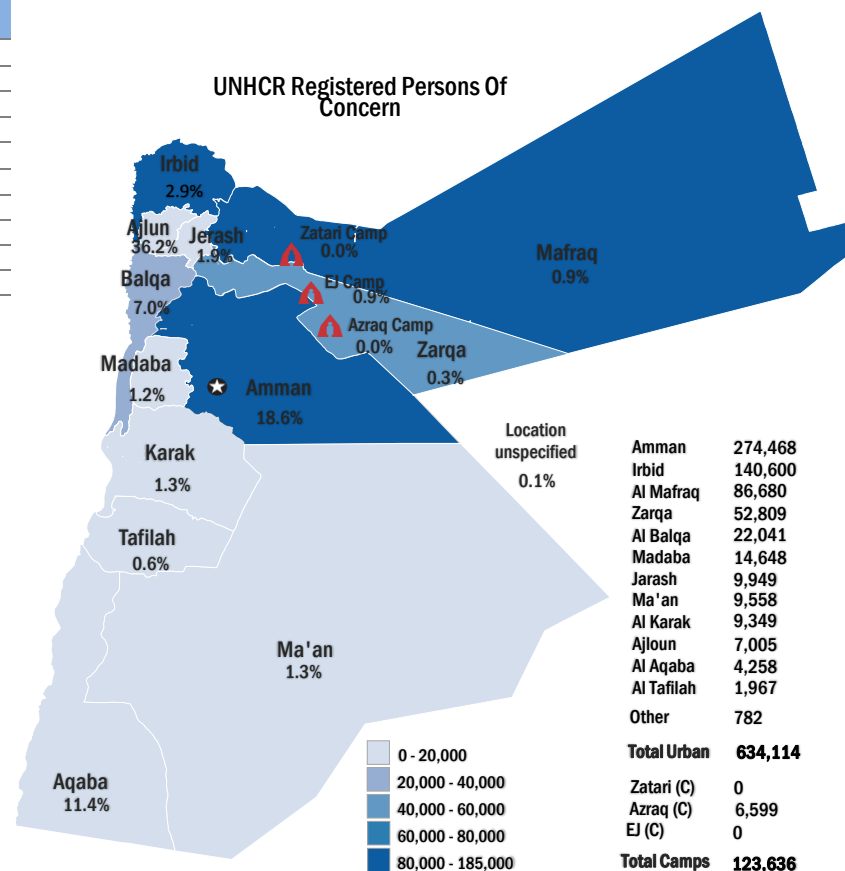
* The new arrivals excludes newborn babies who will be represented under the registration trend.

UNHCR Jordan

Age-Gender Breakdown

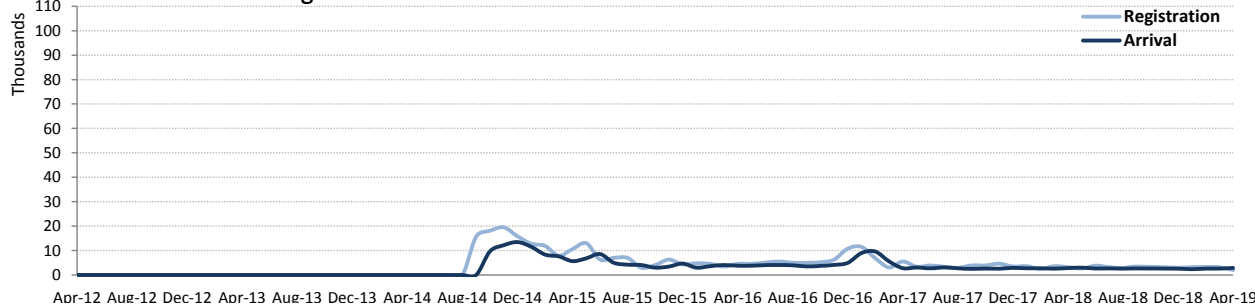


UNHCR Registered Persons Of Concern



* Coloured map only reflects refugees living outside camps.

Persons Of Concern Registration Trend since 01 March 2011



* Total nationalities represented in this report equal to 57 nationality.

** Other nationalities include among others (ARE,LBY,LEB,ETH, RUS...)