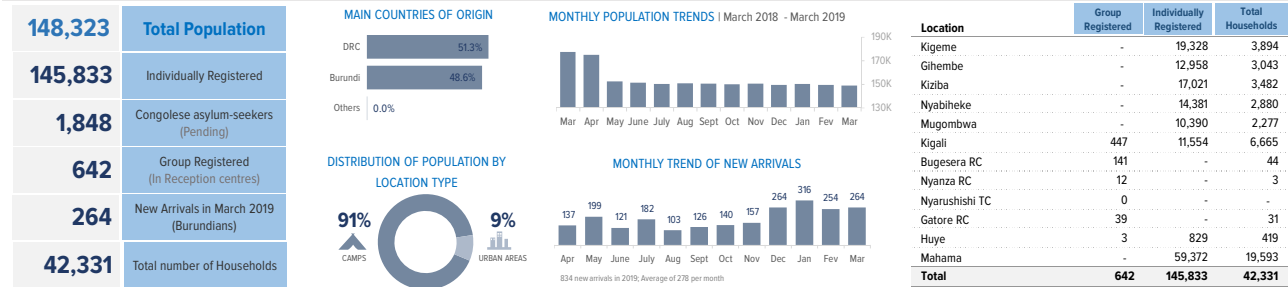


UNHCR Rwanda - Monthly Population Statistics

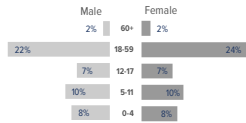
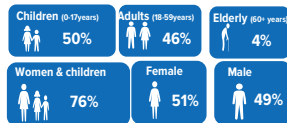
as of 31st March 2019



KEY POPULATION STATISTICS



DEMOGRAPHICS

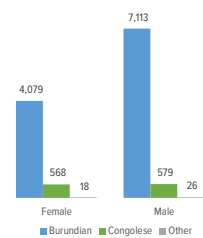


Age (years)	0-4	5-11	12-17	18-59	60+	Total	Percentage
Female	11,985	13,960	10,354	34,955	3,031	74,285	50.9%
Male	12,236	14,128	10,490	32,499	2,195	71,548	49.1%
Total	24,221	28,088	20,844	67,454	5,226	145,833	
	16.6%	19.3%	14.3%	46.3%	3.6%		Average family size: 3.5

COUNTRIES OF ORIGIN

Country of Origin	0-4 years		5-11 years		12-17 years		18-59 years		60+ years		Total
	F	M	F	M	F	M	F	M	F	M	
Angola	2	-	-	-	-	-	4	1	1	-	8
Burundi**	6,237	6,401	6,198	6,497	4,154	4,406	15,440	19,427	1,023	787	70,570
Chad	-	-	-	-	-	-	1	1	3	-	5
DR Congo	5,745	5,832	7,754	7,629	6,200	6,079	19,507	13,053	2,007	1,406	75,212
Eritrea	-	1	1	1	-	-	1	5	-	-	9
Ethiopia	-	-	-	-	-	-	-	2	-	1	3
Guinea	-	-	-	-	-	-	-	-	-	-	0
Haiti	-	1	-	-	-	-	-	-	-	-	1
Somalia	-	-	2	1	-	3	1	2	-	-	9
South Sudan	-	1	3	-	-	1	1	4	-	-	10
Tanzania	1	-	1	-	-	-	-	1	-	-	3
Uganda	-	-	1	-	-	-	-	-	-	1	2
Total	11,985	12,236	13,960	14,128	10,354	10,490	34,955	32,498	3,031	2,195	145,832

URBAN REFUGEES (GENDER AND NATIONALITY)



REFUGEES* FROM DEMOCRATIC REP. OF THE CONGO

Areas of origin	Count	Percentage
North Kivu	37,614	50.0%
South Kivu	6,053	8.0%
Katanga	1,312	1.7%
Maniema	137	0.2%
Orientale	80	0.1%
Kinshasa	69	0.1%
Kasai Oriental	23	0.0%
Bandundu	9	0.0%
Equateur	8	0.0%
Other	29,907	39.8%
Total	75,212	

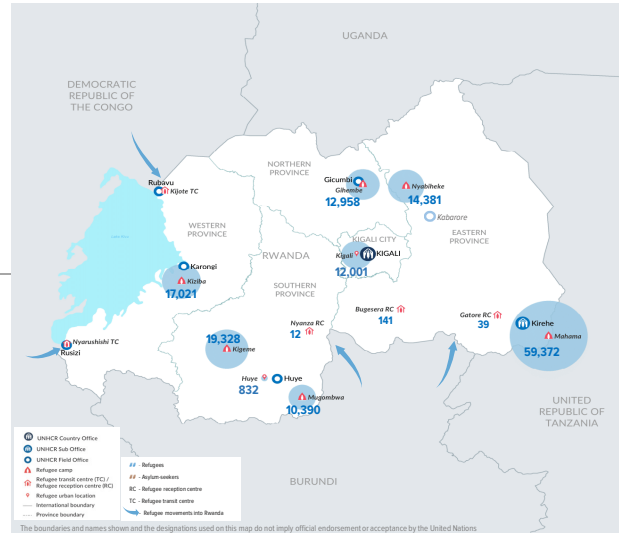
* Includes asylum-seekers

REFUGEES* FROM BURUNDI

Areas of origin	Count	Percentage
Kirundo	39,143	55.5%
Bujumbura Mairie	11,819	16.7%
Muyinga	8,210	11.6%
Ngozi	2,850	4.0%
Karuzi	1,276	1.8%
Cibitoke	766	1.1%
Kayanza	679	1.0%
Ruyigi	459	0.7%
Gitega	300	0.4%
Bubanza	226	0.3%
Other	4,842	6.9%
Total	70,570	

* Includes asylum-seekers

POPULATION DISTRIBUTION BY LOCATION IN RWANDA

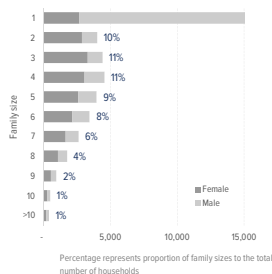


SPECIFIC PROTECTION NEEDS

Specific Need	Count	Percentage
Child at risk	765	3.4%
Disability	4,451	19.8%
Family unity	539	2.4%
Older person at risk	1,996	8.9%
Serious medical condition	6,255	27.8%
SGBV	896	4.0%
Single parent/Single parent caregiver	2,632	11.7%
Legal & physical protection needs	483	2.1%
Torture	602	2.7%
Unaccompanied or separated child	1,859	8.3%
Woman at risk	2,037	9.0%
Total	22,515	

An individual may have more than one specific need

FAMILY SIZE BREAKDOWN



**Total number of Burundian refugees is the individually registered plus the group registered (70570 + 642 = 71212)

Pending Congolese asylum seekers in the camps are not included in the demographic and other breakdowns

There are 607 Rwandan spouses of registered refugees. They are not included in the above breakdowns.

For More Information: <http://data.unhcr.org/drc/country.php?id=182> and <http://data2.unhcr.org/en/situations/burundi/location/2006>