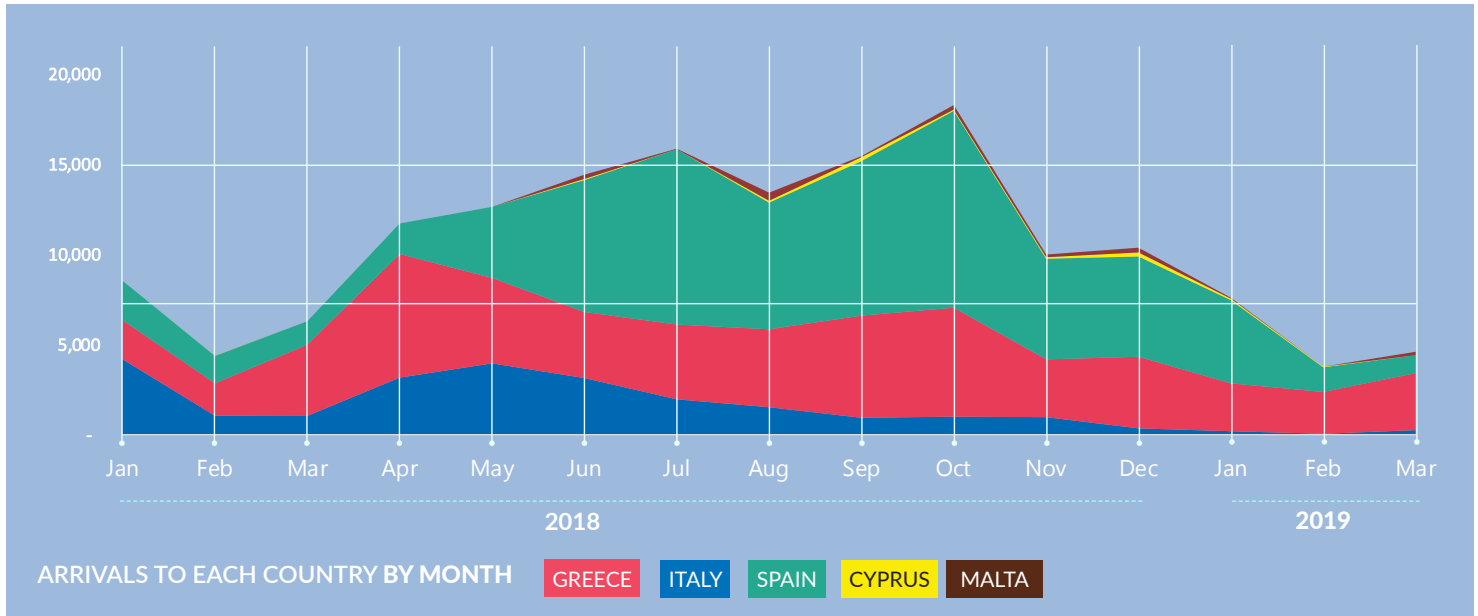
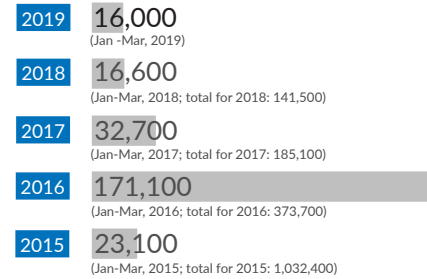
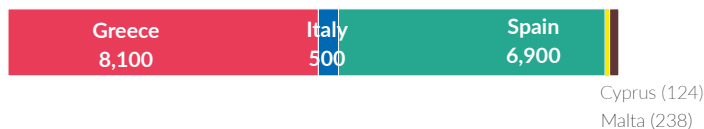


REFUGEE & MIGRANT ARRIVALS TO EUROPE IN 2019 (MEDITERRANEAN)

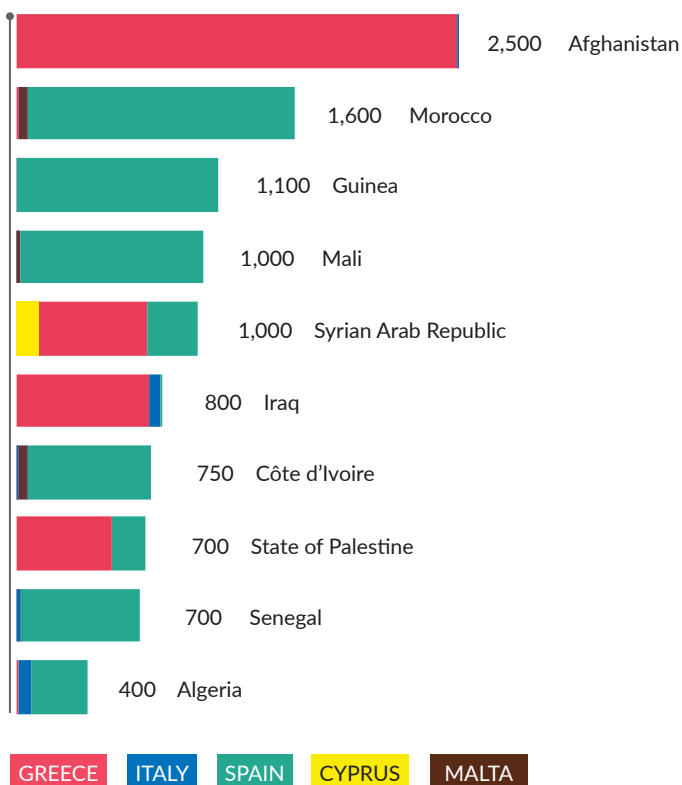
TOTAL ARRIVALS¹ (Jan-Mar 2019)



Total Arrivals to each country (Jan-Mar 2019)



ARRIVALS' MOST COMMON COUNTRIES OF ORIGIN



OVERVIEW

Between 1 January and 31 March 2019, some 16,000 refugees and migrants arrived via the three Mediterranean routes from North Africa and Turkey. Most crossed the Eastern Mediterranean from Turkey. Arrivals in 2019 most commonly originated from Afghanistan, Morocco, Guinean and Mali.

In 2019, 59% of arrivals were men, 17% women and 24% children.

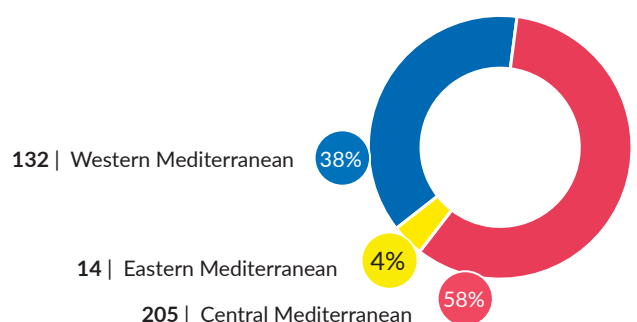
Due to the high risks associated with crossing the Mediterranean Sea, it is estimated that some 351 refugees and migrants have died between January and March 2019, a 30% decrease as compared to 503 deaths in the same period in 2018. Most deaths occurred along the route from North Africa to Italy.

DEAD AND MISSING (January-March 2019)

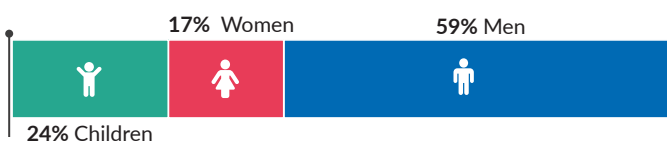
TOTAL (ESTIMATED)



DISTRIBUTION PER ROUTE



DEMOGRAPHIC² BREAKDOWN



ARRIVALS BY SEA AND LAND SPAIN³

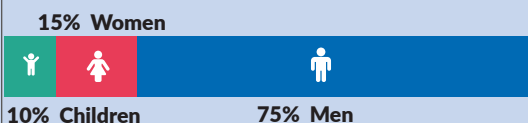
TOTAL ARRIVALS

JAN - MAR 2019 **6,900**
Sea Arrivals: 5,600 Land Arrivals: 1,300

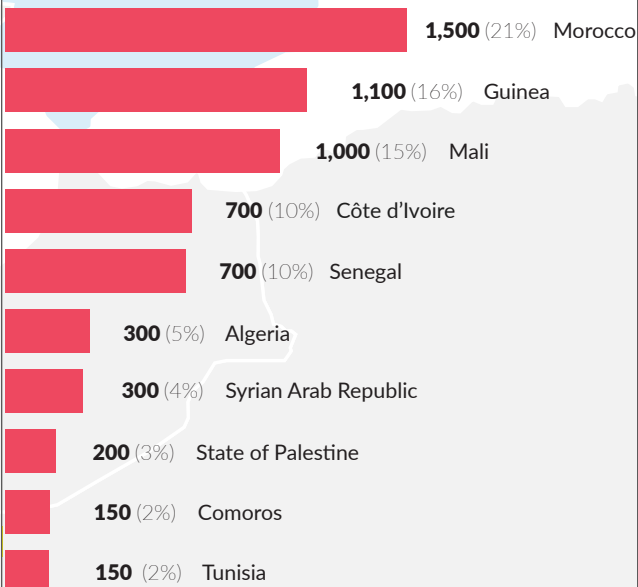
JAN - MAR 2018 **5,000**

JAN - MAR 2017 **4,200**

DEMOGRAPHIC BREAKDOWN



ARRIVALS' MOST COMMON COUNTRIES OF ORIGIN



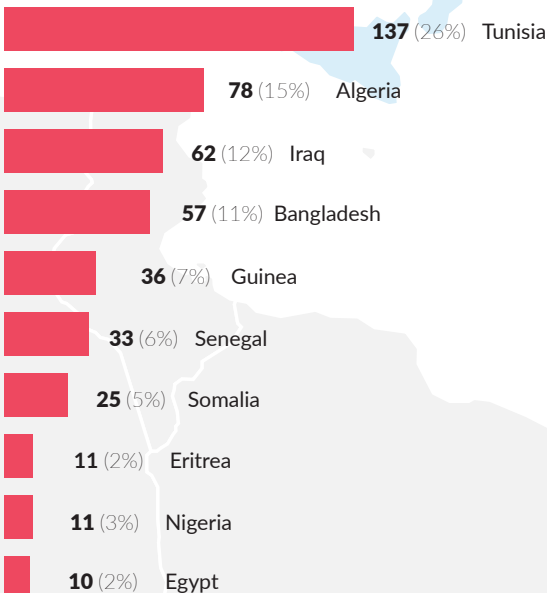
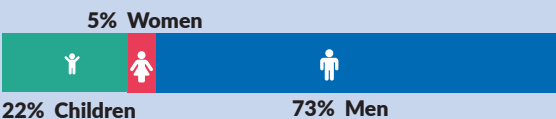
(For Spain, the nationality breakdown represents both land and sea arrivals)

ARRIVALS BY SEA ITALY

JAN - MAR 2019 **500**

JAN - MAR 2018 **6,300**

JAN - MAR 2017 **24,300**

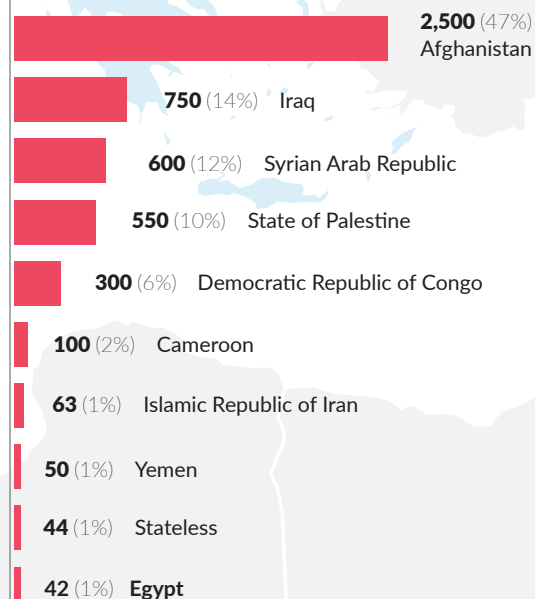
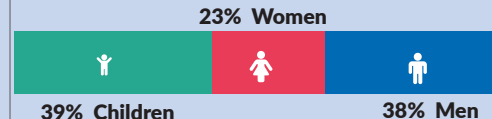


ARRIVALS BY SEA AND LAND GREECE

JAN - MAR 2019 **8,100**
Sea Arrivals : 5,200 Land Arrivals: 2,900

JAN - MAR 2018 **5,300**

JAN - MAR 2017 **4,000**



(For Greece, nationality breakdown represents sea arrivals only)

³ Preliminary figures based on UNHCR and government estimation. Arrival figures will be adjusted pending provision of final figures by Spanish Mol.