



Key figures

39
Partners

6,721
Activities

36
Locations

Partner breakdown

21
International partners

16
National partners

2
UN

Activity breakdown

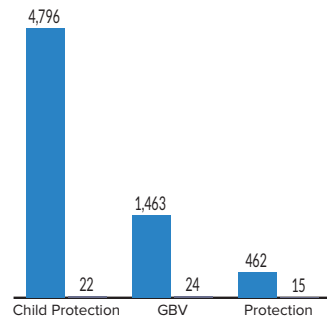
6,191
Ongoing activities

172
Planned activities
(with secured funding)

358
Completed activities

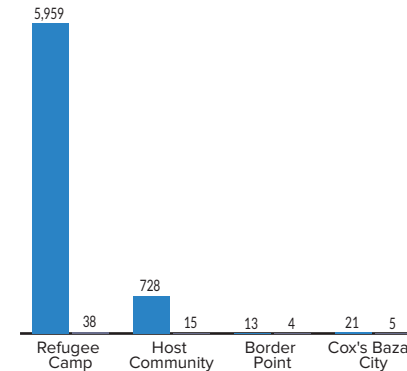
of activities and partners per sub-sector

■ # of activities ■ # of partners

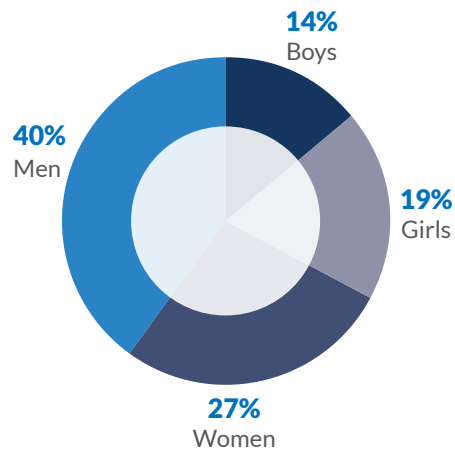


of activities and partners per site

■ # of activities ■ # of partners



Breakdown of beneficiaries



Age of beneficiaries per sub-sector

■ Adults ■ Children

