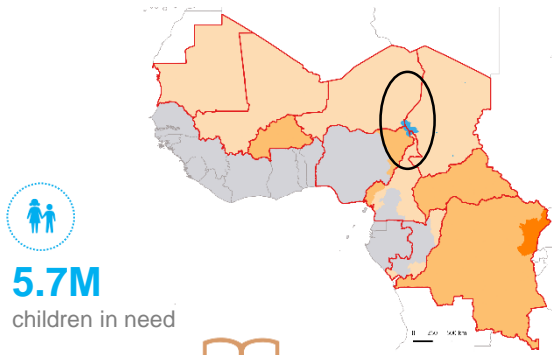
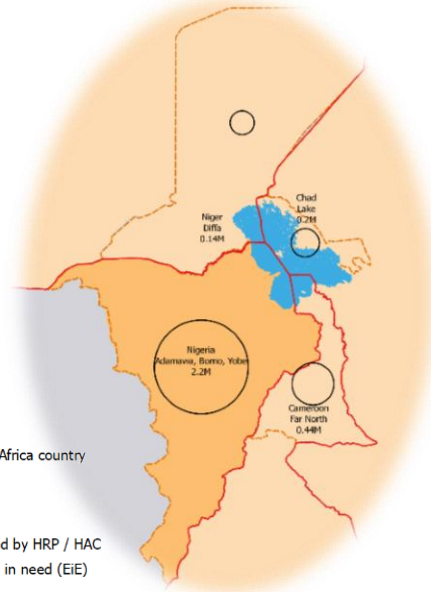


Children in need



3M school aged children in need of humanitarian assistance in Education in 2019



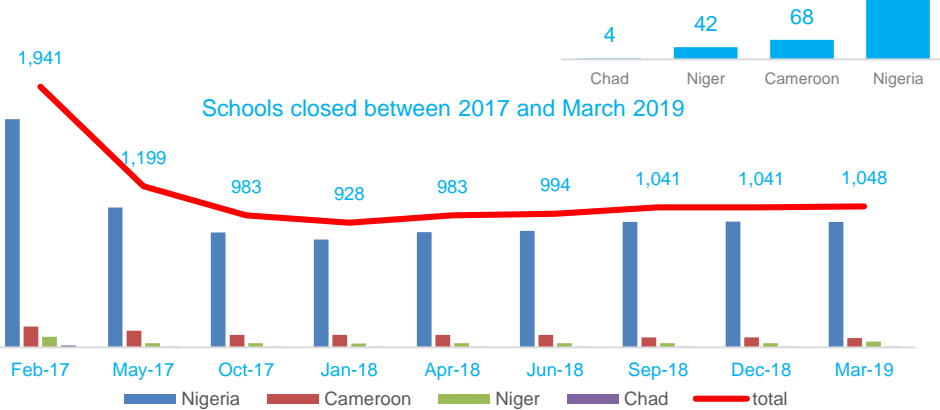
- West and Central Africa country
- HRP/HAC Country
- L3 emergency
- L2 emergency
- Other area covered by HRP / HAC
- Number of people in need (EiE)

NB: the total needs and targets include teachers

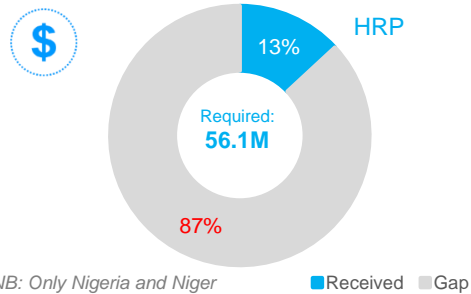


Schools closed as of March 2019

1,048 schools closed / non functional due to insecurity
443,000 children affected
5,000 teachers affected

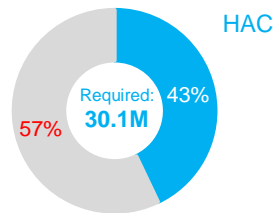


Funding status (US \$)



NB: Only Nigeria and Niger

Received Gap



NB: multi-year funds received in Nigeria not disaggregated by year (higher gap)

Key achievements

2M Children targeted by Cluster (67% of PiN)

1.3M Children targeted by UNICEF (43% of PiN)

81,000 children reached by sector /cluster

71,000 children reached by UNICEF

Total of highest results among the five standard output indicators



of children reached by Protective Learning Environment interventions

Intervention	Cluster	Unicef	Total
Access	13,638	5,549	1,912,767
			1,201,866
Material	79,755	60,453	1,904,468
			1,190,665
PSS	63,433	60,312	635,959
			281,268
C/DRR	0	0	588,200
			307,800
School feeding	89,843		315,871

PSS: (Psychosocial Support): children attending education in a classroom with a teacher trained in PSS
 C/DRR (Conflict and Disaster Risk Reduction): Children attending education in a school that have risk mitigation plan