

Total Active Registered Persons Of Concern **23,302**

Urban **23,302** **100.0%**

Camps **0** **0.0%**

Standard Age and Gender

Age	0-4	5-11	12-17	18-35	36-59	60+	Total	%
Female	946	989	610	2,545	1,281	221	6,592	28.3%
Male	1,013	995	692	9,207	4,213	590	16,710	71.7%
Total	1,959	1,984	1,302	11,752	5,494	811	23,302	100%

Origion Country

YEM	14,689	63.0%
SUD	6,149	26.4%
SOM	759	3.3%
Other*	1,705	7.3%

Registration Trend

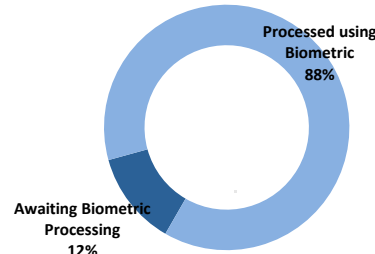
2011	857	3.0%
2012	692	2.5%
2013	2,347	8.3%
2014	2,834	10.0%
2015	4,348	15.4%
2016	3,536	12.5%
2017	5,588	19.8%
2018	8,037	28.5%
2019	909	3.2%

Specific Needs

Serious medical condition	2,454	10.5%
Disability	1,110	4.8%
Specific legal and physical protection needs	846	3.6%
Woman at risk	588	2.5%
Child at risk	321	1.4%
Single parent	275	1.2%
Older person at risk	111	0.5%
Unaccompanied or separated child	86	0.4%
Individuals with Specific Needs	4,028	17.3%
Total	5,791	24.9%

* An individual can have more than one specific need

Biometric Statistics (IRIS)



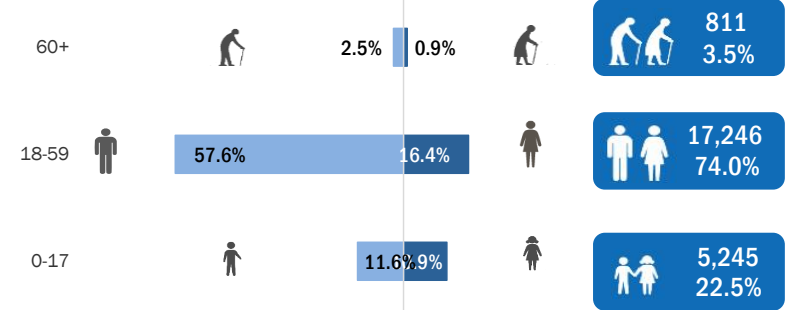
Arrivals**

Pre-2011	1,734	7.4%
2011	650	2.8%
2012	1,264	5.4%
2013	2,721	11.7%
2014	2,210	9.5%
2015	3,702	15.9%
2016	1,693	7.3%
2017	2,334	10.0%
2018	5,505	23.6%
2019	34	0.1%

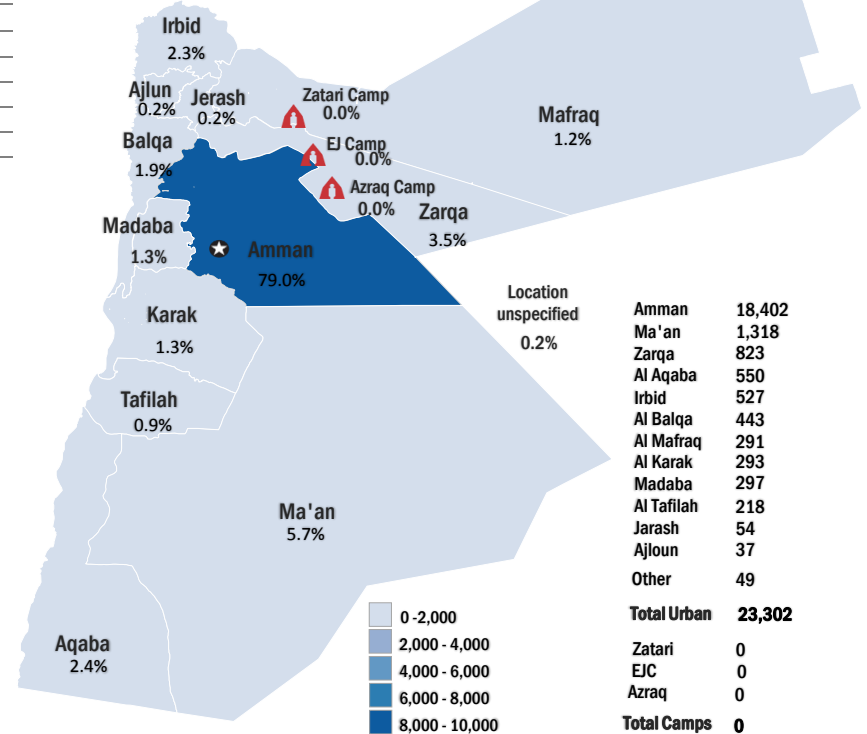
**The new arrivals excludes newborn babies who will be represented under the registration trend.

UNHCR Jordan

Age-Gender Breakdown

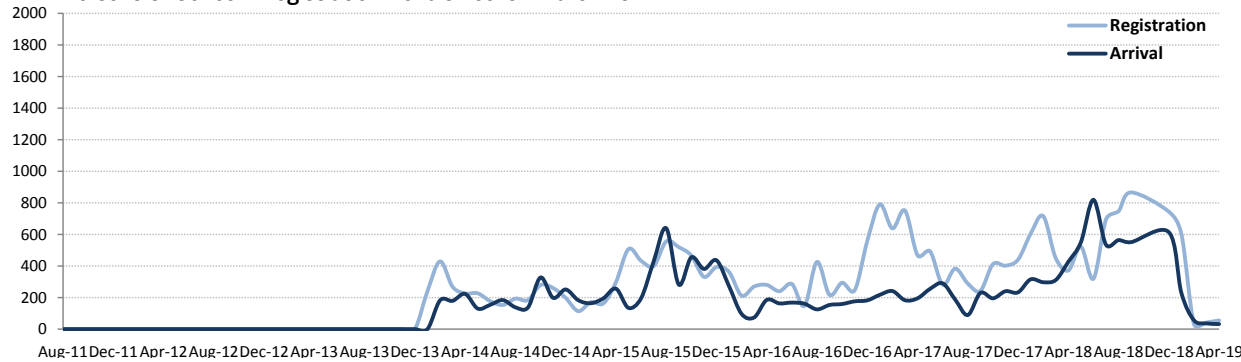


UNHCR Registered Persons Of Concern



* Coloured map only reflects refugees living outside camps.

Persons Of Concern Registration Trend since 01 March 2011



* Other nationalities include among others (ARE,LBY,LEB,ETH,RUS,...)

**The new arrivals excludes newborn babies who will be represented under the registration trend.

DAG Jordan

Interagency Portal: <http://data.unhcr.org/Syrianrefugees>

UNHCR on the web: <http://www.unhcr.org>

UNHCR on Social network: <http://www.facebook.com/UNHCRJordan> ; <http://twitter.com/ZaatariCamp>