



# Tanzania Refugee Population Update

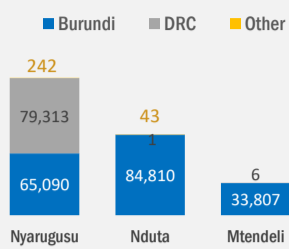
as of 31 July 2019



## Key Figures

**305,921\***  
Population of Concern

### Camp-based population by country of origin



**86.1%**  
263,312  
Living in camps

**5.6%**  
19,337  
Living in settlements

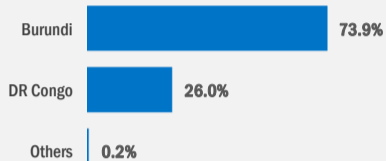
**7.5%**  
23,047  
Living in villages

**0.1%**  
225  
Living in urban area

**88%**  
269,583  
Refugees

**12%**  
36,338  
Asylum-seekers

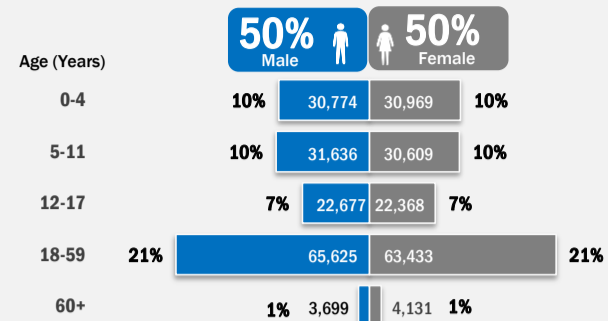
### Country of origin



## Age and Gender

**55%**  
0-17  
Children

**3%**  
60+  
Older People



## Durable Solutions

### Voluntary return of Burundian refugees, 2017-2019

**74,099**  
Total Return

**57%**  
0-17  
Children

**79%**  
Women & children

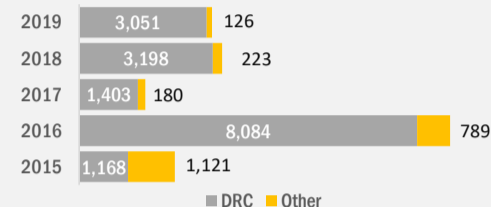
**50%**  
Female

**50%**  
Male

### Local integration

**162,000** former Burundian refugees (1972) granted citizenship by the Government of Tanzania.

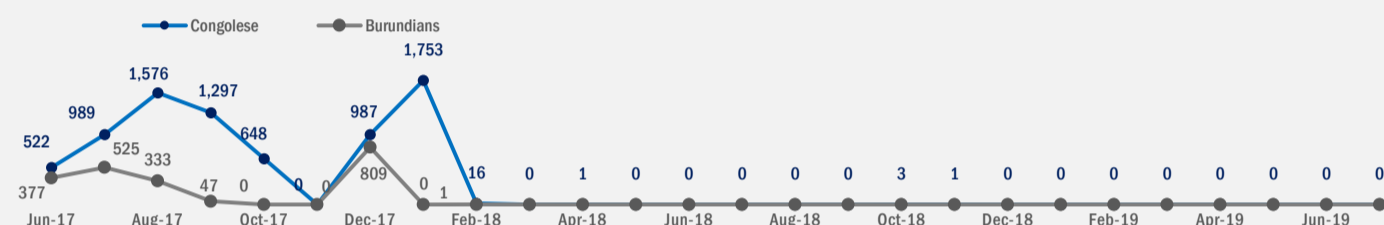
### Resettlement departures by country of origin, 2015-2019



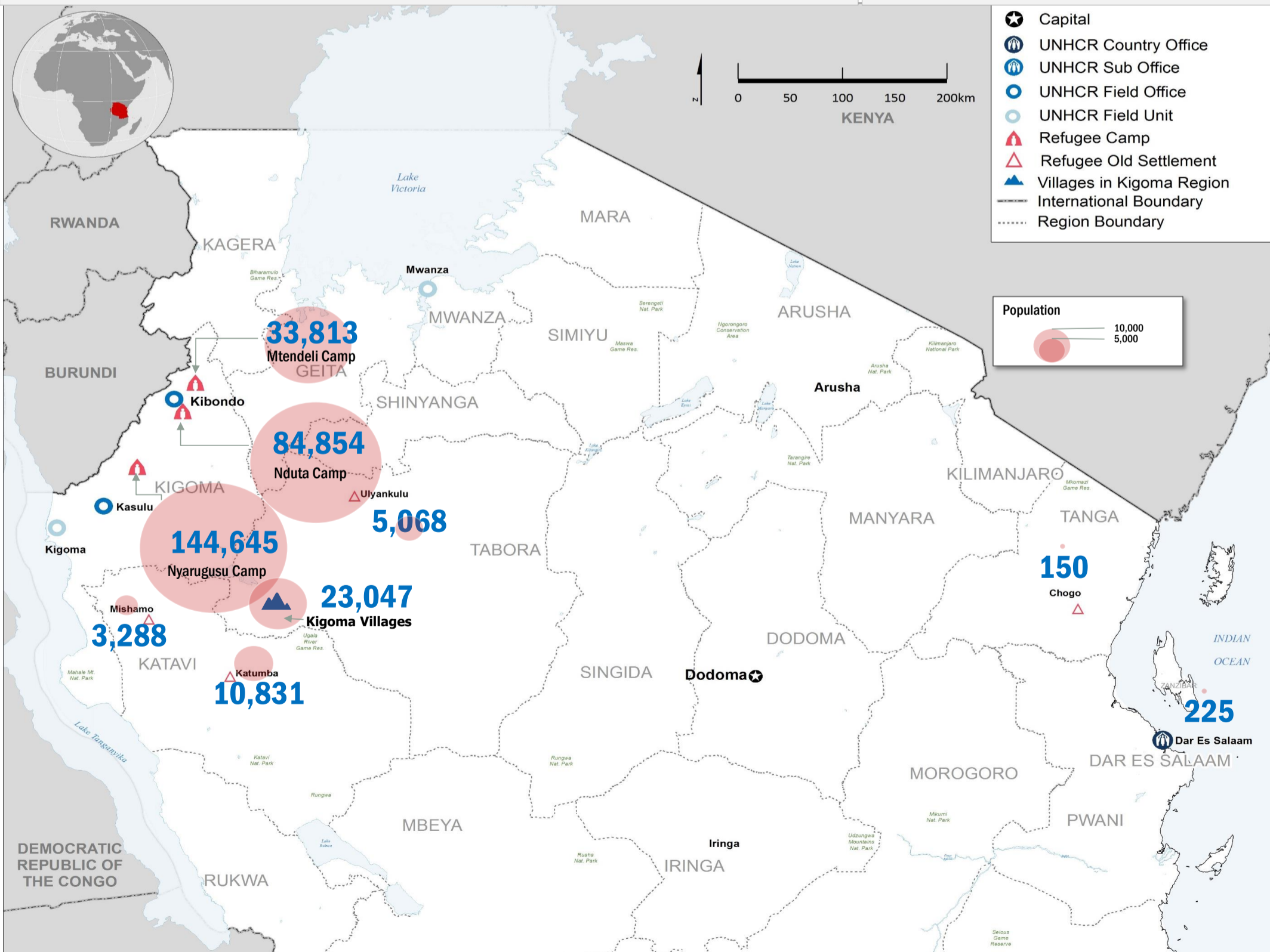
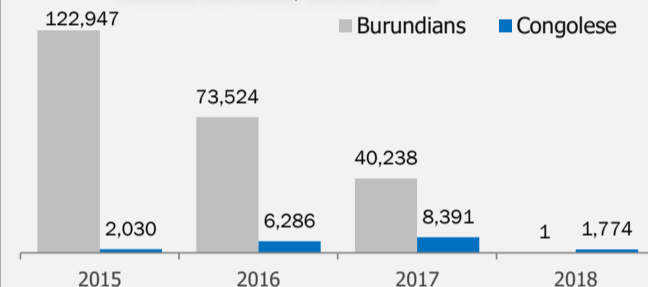
\* Population of concern to UNHCR does not include the 162,000 former Burundian refugees (1972) granted citizenship by the Government of Tanzania.

## Arrival Trends

### Monthly new arrivals, June 2017- July 2019



### Annual arrivals, 2015-2018



The boundaries and names shown and the designations used on this map do not imply official endorsement or acceptance by the United Nations. Sources: Boundaries: UNCS; Background: USGS; Data: Government of Tanzania, UNHCR.

For more information, please contact: tankim@unhcr.org or visit: <https://data2.unhcr.org/en/situations/burundi/location>