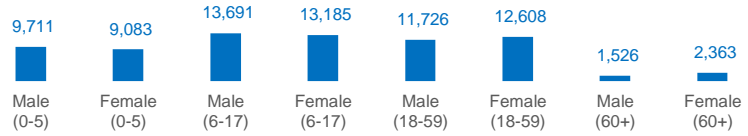


**73,893**

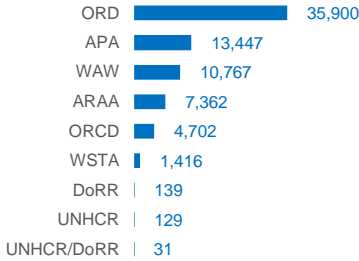
Individuals reached through provision of core relief items.  
(12,090 households reached against 20,500 target households)

**DEMOGRAPHICS**

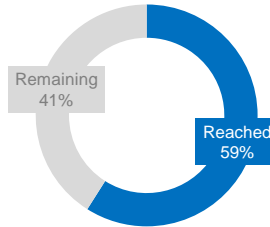
01 January - 31 July 2019



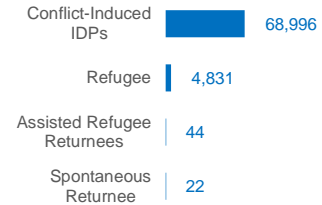
**BENEFICIARIES BY PARTNER**



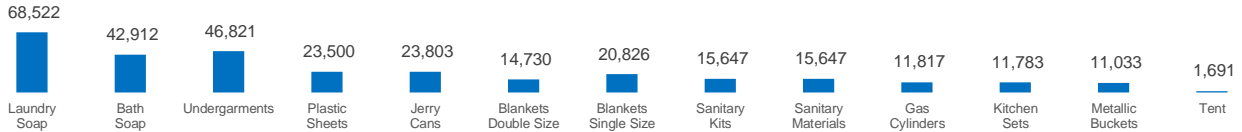
**PROGRESS AGAINST TARGETS**



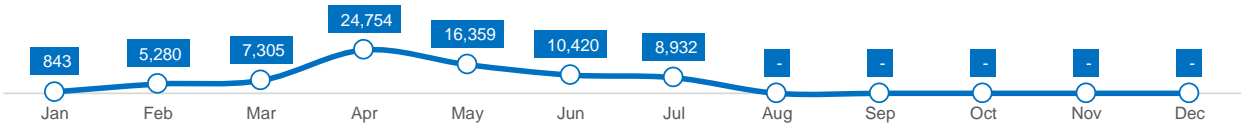
**BENEFICIARIES BY POPULATION**



**CRI PACKAGES DISTRIBUTED TO BENEFICIARIES**



**BENEFICIARIES BY MONTH**



**BENEFICIARIES BY PROVINCE**

