

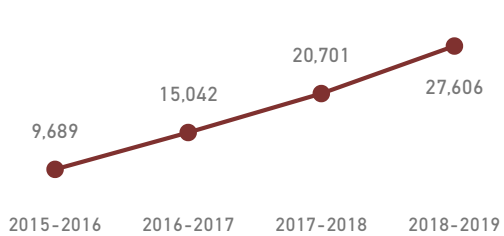


## STATISTICS OF EDUCATION OPPURTUNITIES PROVIDED TO SYRIAN STUDENTS UNDER TEMPORARY PROTECTION

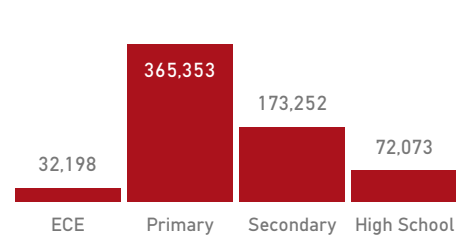
### Enrolment in Formal Education



### Enrolment in Higher Education



### Breakdown by Level of Education



## OBJECTIVE 1: INCREASE ACCESS TO FORMAL, NON-FORMAL AND INFORMAL EDUCATION PROGRAMMES

# 44,215

# of children enrolled in all forms of early childhood education

75% 25%

# 643,058

# of children enrolled in formal education

92%

# 13,012

# of children provided with accredited non-formal education

86%

# 3,995

# of students participating in higher education preparation programmes

71% 29%

# 2,240

# of students receiving higher education scholarships

72% 28%

# 4,537

# of adults enrolled in Turkish language programmes

94%

## OBJECTIVE 1: ADDRESSING ECONOMIC BARRIERS TO FACILITATE EDUCATIONAL PARTICIPATION

# 513,238

# of children benefiting from conditional cash transfer for education

100%

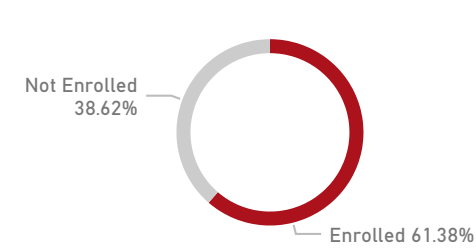
# 11,924

# of refugee children provided with transportation to school

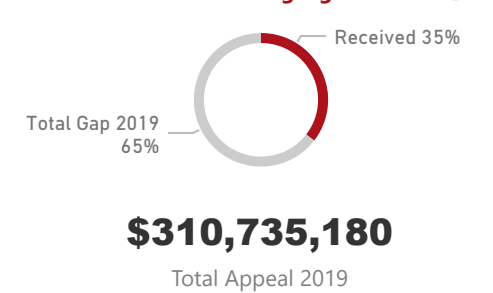
100%

## SECTOR STATISTICS

### Gross Enrolment Rate for Formal Education



### Education 3RP Funding Figures as of Q2



## OBJECTIVE 2: ENHANCE THE QUALITY OF EDUCATION OPPORTUNITIES

# 12,593

# of teachers and education personnel provided with incentives

97%

### SUPPORTING ACTIVITIES TO

### ENHANCE ACCESS TO EDUCATION AND IMPROVE EDUCATIONAL QUALITY

# 25,984

# of persons provided with information on education opportunities

Legend

● % of 3RP Progress ● % of Gap against 3RP Targets

Sources: MoNE, ActivityInfo, Education Sector