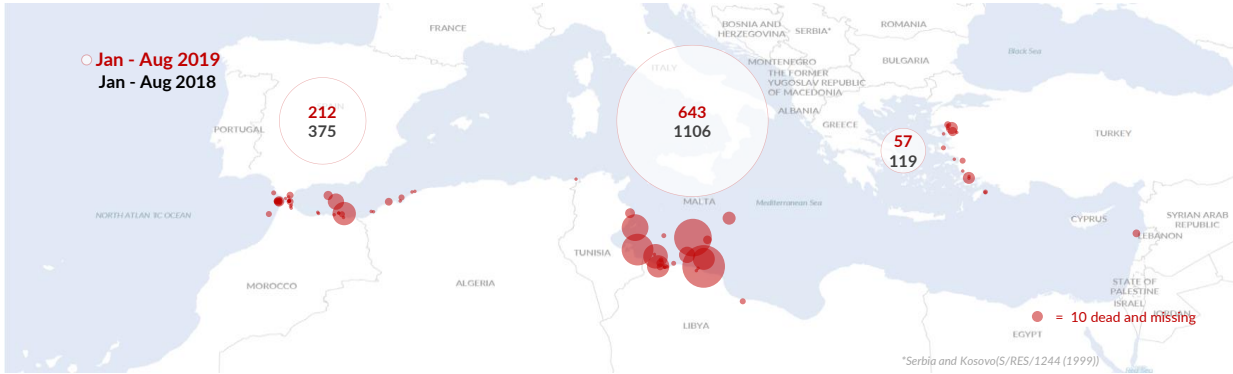


EUROPE Dead and missing at sea

Number of Dead and Missing by Route (Jan - Aug, 2018 and 2019)

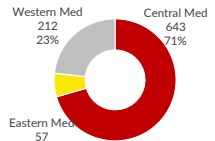


Key Figures

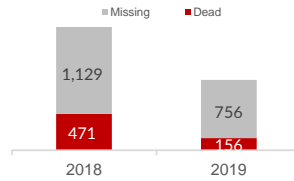
912 Dead and Missing in 2019
(as of 31 August 2019)

1,600 Dead and Missing in 2018
(as of 31 August 2018)

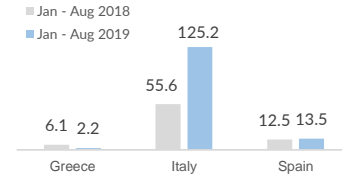
Distribution per route (2019)



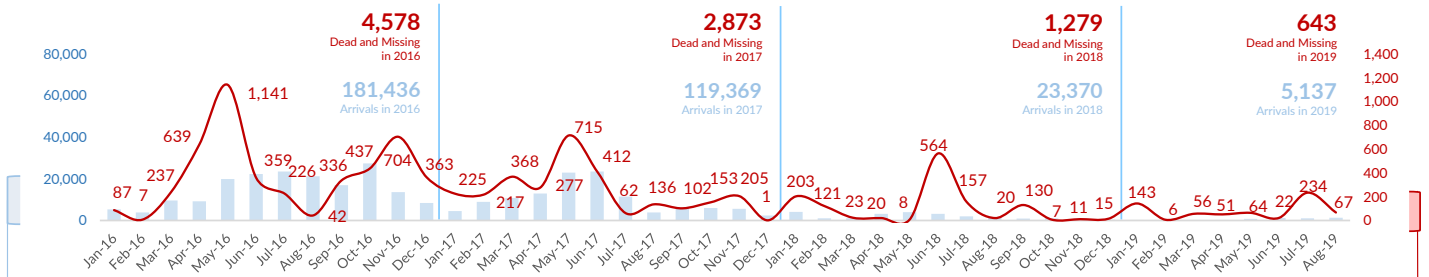
Dead and missing (as of 31 August - 2018 and 2019)



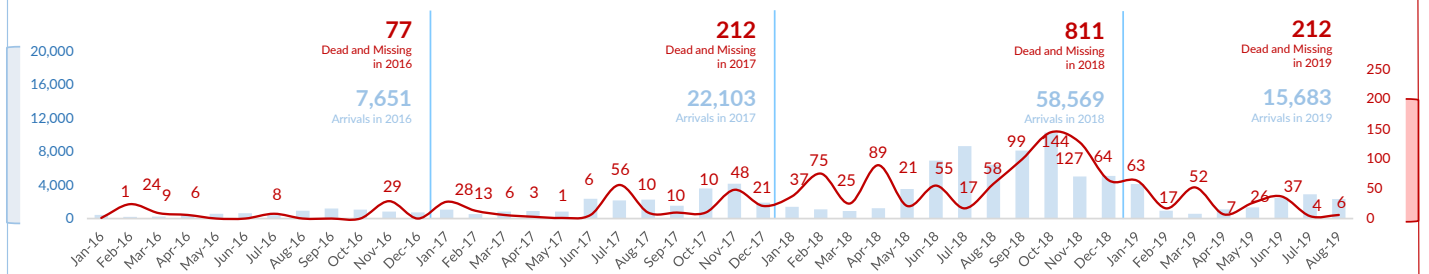
Dead and missing / 1000 arrivals (as of 31 August - 2018 and 2019)



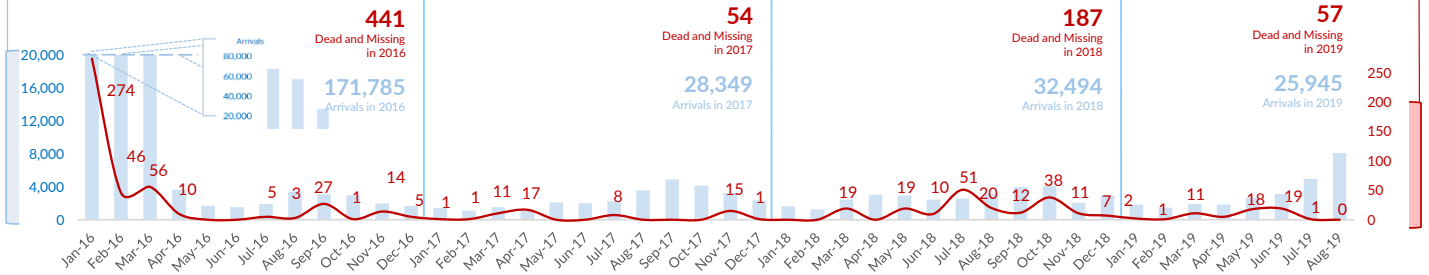
Central Mediterranean Route



Western Mediterranean Route



Eastern Mediterranean Route



more data on: data.unhcr.org/mediterranean

Figures included in the dead and missing file are compiled from a variety of sources, including report from survivors and family members collected by UNHCR staff governments, Coast Guard or Navy vessels. News, Media and Civil Society are also an important source of information. Because of the varying quality and reliability of data, every effort has been made to ensure that all statistical information is verified and figures on dead and missing at sea represent conservative estimates of a number that could possibly be higher than reported.