

South Sudan - Refugees Statistics

as of 31st August 2019



KEY FIGURES

297,952
total refugee population

98%
Living in camps and settlements

293,017

83%
Are Women and Children

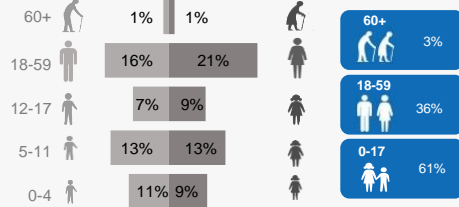
67,810
Households

2%
Living in urban areas

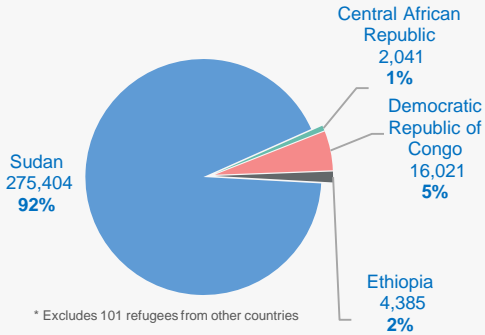
4,935

53%
Are female

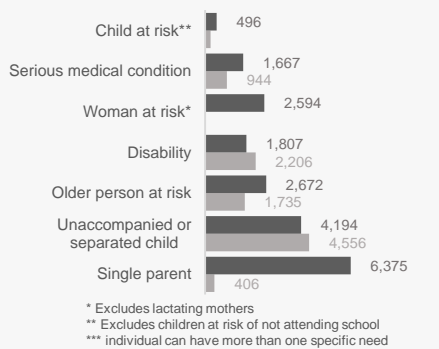
Age and gender breakdowns



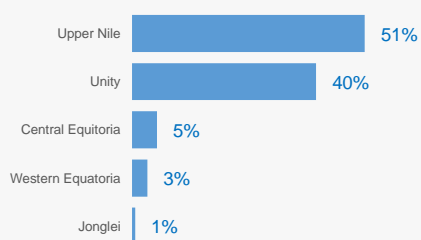
Main countries of origin*



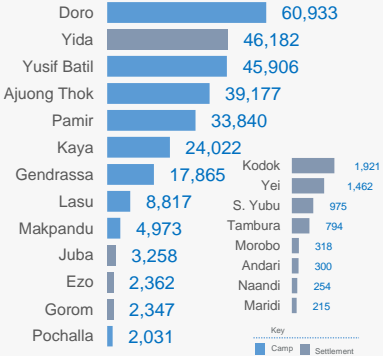
Main Specific needs



States hosting refugees



Refugee locations



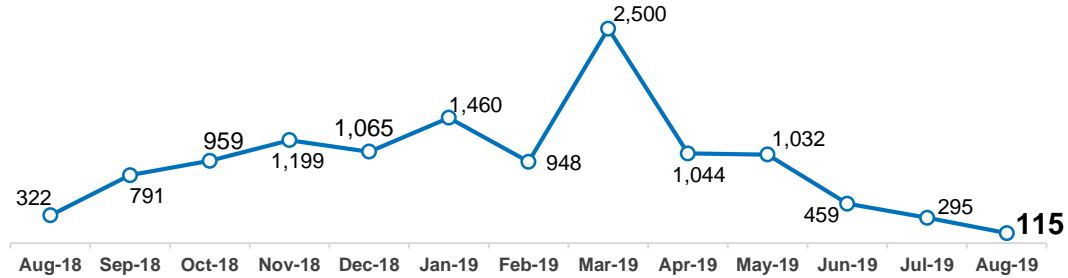
Our Partners

AAHI, ACROSS, ACTED, AHA, CARE, CRA, DRC, HDC, IMC, IRC, LWF, RI, SCI, SP, UMCOR, JRS and WVI.

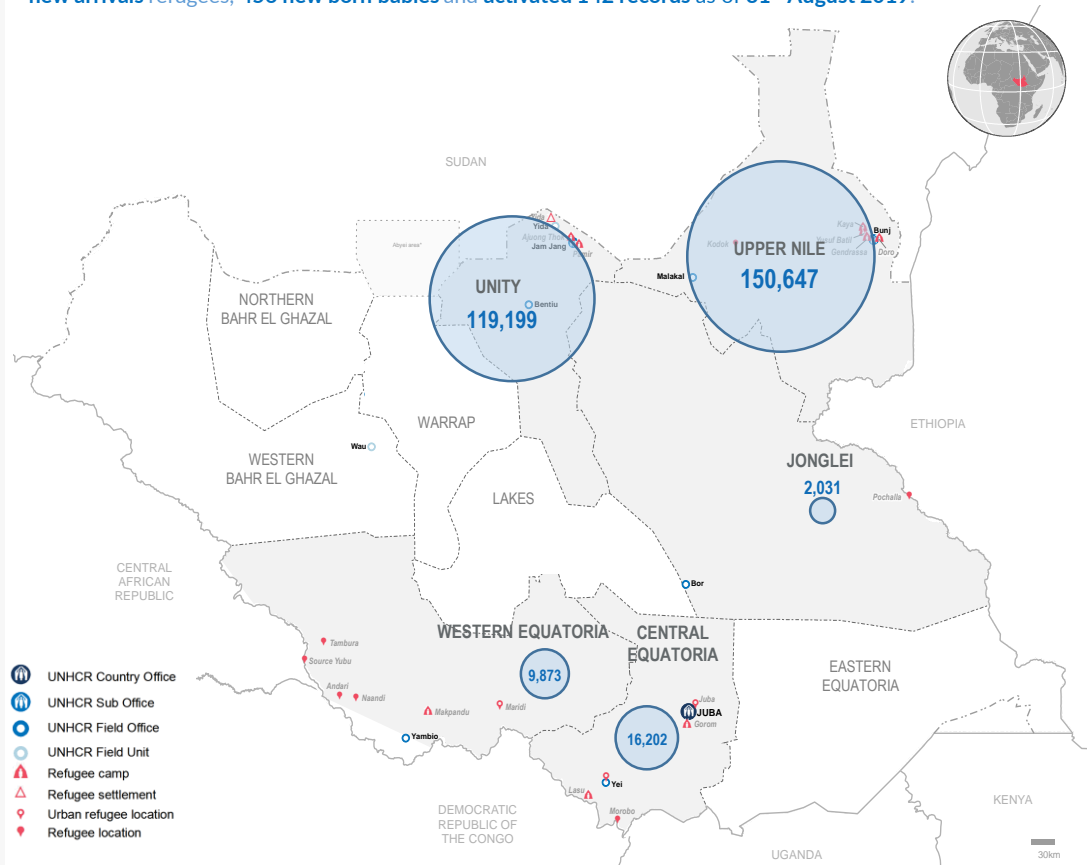
Notes: In addition to 297,952 refugees, South Sudan hosts 3,106 asylum seekers (Juba -3,038; Makpandu- 59; Maban-1; Ajuong Thok-6 ; Pamir-2) and 1.82 million IDPs.

New arrivals trends

August 2018 – August 2019



NOTE: In addition to 297,239 registered refugees as of 31st July 2019, South Sudan Operation registered 115 new arrivals refugees, 456 new born babies and activated 142 records as of 31st August 2019.



- UNHCR Country Office
- UNHCR Sub Office
- UNHCR Field Office
- UNHCR Field Unit
- Refugee camp
- Refugee settlement
- Urban refugee location
- Refugee location

South Sudan Refugee statistics: Population by Location, Sex and Age Group

as of the 31-August-2019



State	Location	0 - 4 years			5 - 11 years			12 - 17 years			18 - 59 years			60 years +			Total			Households		
		F	M	Total	F	M	Total	F	M	Total	F	M	Total	F	M	Total	F	M	Total	F	M	Total
Upper Nile	Doro	5,728	6,013	11,741	7,951	8,403	16,354	4,989	5,112	10,101	12,213	9,345	21,558	649	530	1,179	31,530	29,403	60,933	7,621	6,011	13,632
	Kaya	2,220	2,431	4,651	2,913	3,065	5,978	1,911	1,787	3,698	5,014	3,588	8,602	474	619	1,093	12,532	11,490	24,022	2,758	2,469	5,227
	Yusuf Batil	3,975	4,158	8,133	5,762	6,056	11,818	3,723	3,681	7,404	9,363	7,213	16,576	894	1,081	1,975	23,717	22,189	45,906	4,774	4,579	9,353
	Gendrassa	1,479	1,529	3,008	2,272	2,379	4,651	1,538	1,406	2,944	3,712	2,843	6,555	329	378	707	9,330	8,535	17,865	2,138	1,819	3,957
	Kodok	15	5	20	322	322	644	189	174	363	451	372	823	38	33	71	1,015	906	1,921	327	213	540
	Total	13,417	14,136	27,553	19,220	20,225	39,445	12,350	12,160	24,510	30,753	23,361	54,114	2,384	2,641	5,025	78,124	72,523	150,647	17,618	15,091	32,709
Unity State	Ajounj Thok	3,660	3,740	7,400	4,989	5,069	10,058	3,587	3,916	7,503	7,491	6,181	13,672	330	214	544	20,057	19,120	39,177	4,890	3,097	7,987
	Pamir	3,696	3,779	7,475	4,520	4,503	9,023	2,940	2,776	5,716	6,826	4,317	11,143	302	181	483	18,284	15,556	33,840	5,633	2,332	7,965
	Yida	4,375	4,463	8,838	7,145	7,213	14,358	4,506	4,047	8,553	10,113	3,650	13,763	422	248	670	26,561	19,621	46,182	6,942	1,975	8,917
	Total	11,731	11,982	23,713	16,654	16,785	33,439	11,033	10,739	21,772	24,430	14,148	38,578	1,054	643	1,697	64,902	54,297	119,199	17,465	7,404	24,869
Central Equatoria	Gorom	207	188	395	255	274	529	163	178	341	498	538	1,036	33	13	46	1,156	1,191	2,347	368	464	832
	Juba	105	103	208	177	173	350	123	107	230	396	1,985	2,381	6	83	89	807	2,451	3,258	214	1,988	2,202
	Lasu	347	380	727	1,235	1,189	2,424	777	762	1,539	2,024	1,742	3,766	236	125	361	4,619	4,198	8,817	1,267	1,208	2,475
	Morobo	11	14	25	52	55	107	28	35	63	66	48	114	3	6	9	160	158	318	38	41	79
	Yei	102	117	219	159	204	363	121	127	248	256	346	602	15	15	30	653	809	1,462	232	309	541
	Total	772	802	1,574	1,878	1,895	3,773	1,212	1,209	2,421	3,240	4,659	7,899	293	242	535	7,395	8,807	16,202	2,119	4,010	6,129
Jonglei State	Pochalla	181	205	386	217	258	475	192	228	420	548	146	694	46	10	56	1,184	847	2,031	436	88	524
	Total	181	205	386	217	258	475	192	228	420	548	146	694	46	10	56	1,184	847	2,031	436	88	524
Western Equatoria	Andari	14	11	25	39	47	86	19	16	35	82	52	134	8	12	20	162	138	300	60	61	121
	Ezo	37	42	79	236	264	500	171	156	327	790	495	1,285	88	83	171	1,322	1,040	2,362	562	427	989
	Makpandu	429	459	888	583	547	1,130	283	270	553	1,123	1,140	2,263	61	78	139	2,479	2,494	4,973	725	1,012	1,737
	Maridi	5	3	8	30	29	59	21	21	42	44	60	104	0	2	2	100	115	215	31	52	83
	Naandi	9	6	15	37	35	72	22	28	50	52	49	101	7	9	16	127	127	254	39	45	84
	Source yubu	20	26	46	143	164	307	77	77	154	280	157	437	15	16	31	535	440	975	196	125	321
	Tambura	27	34	61	139	138	277	70	68	138	195	111	306	8	4	12	439	355	794	148	96	244
	Total	541	581	1,122	1,207	1,224	2,431	663	636	1,299	2,566	2,064	4,630	187	204	391	5,164	4,709	9,873	1,761	1,818	3,579
Grand total		26,642	27,706	54,348	39,176	40,387	79,563	25,450	24,972	50,422	61,537	44,378	105,915	3,964	3,740	7,704	156,769	141,183	297,952	39,399	28,411	67,810

South Sudan Statistics: Population by Country of Origin, Sex and Age Group



as of the 31-August-2019

Country of Origin	Settlement	Households (HHs)			Persons																	
		Total HHs	Female headed		0 - 4 years			5 - 11 years			12 - 17 years			18 - 59 years			60 years +			Total		
			HHs	%	F	M	T	F	M	T	F	M	T	F	M	T	F	M	T	F	M	T
CENTRAL AFRICAN REPUBLIC	Andari	1	-	0%	0	0	0	0	0	0	0	0	0	1	1	0	0	0	0	1	1	1
	Ezo	13	8	62%	0	1	1	3	6	9	4	3	7	11	5	16	1	1	2	19	16	35
	Makpandu	138	24	17%	16	24	40	18	21	39	9	7	16	47	116	163	0	5	5	90	173	263
	Naandi	7	4	57%	0	1	1	2	6	8	0	0	0	5	3	8	0	0	0	7	10	17
	SourceYubu	309	188	61%	19	26	45	139	163	302	74	75	149	271	154	425	14	14	28	517	432	949
	Tambura	230	140	61%	26	33	59	134	134	268	69	66	135	186	105	291	6	4	10	421	342	763
	Juba	2	1	50%	0	0	0	2	1	3	2	4	6	2	2	4	0	0	0	6	7	13
	Total	700	365	52%	61	85	146	298	331	629	158	155	313	522	386	908	21	24	45	1,060	981	2,041
DEMOCRATIC REPUBLIC OF THE CONGO	Gorom	1	-	0%	1	-	1	-	2	2	-	-	-	-	-	-	1	1	1	3	4	
	Andari	120	60	50%	14	11	25	39	47	86	19	16	35	82	51	133	8	12	20	162	137	299
	Ezo	976	554	57%	37	41	78	233	258	491	167	153	320	779	490	1,269	87	82	169	1,303	1,024	2,327
	Juba	16	4	25%	1	1	2	3	2	5	3	3	6	4	10	14	2	2	4	13	18	31
	Lasu	2,219	1,204	54%	314	361	675	1,127	1,074	2,201	704	672	1,376	1,918	1,517	3,435	235	120	355	4,298	3,744	8,042
	Makpandu	1,425	658	46%	368	380	748	468	442	910	225	221	446	953	841	1,794	61	66	127	2,075	1,950	4,025
	Morobo	79	38	48%	11	14	25	52	55	107	28	35	63	66	48	114	3	6	9	160	158	318
	Naandi	77	35	45%	9	5	14	35	29	64	22	28	50	47	46	93	7	9	16	120	117	237
	SourceYubu	12	8	67%	1	-	1	4	1	5	3	2	5	9	3	12	1	2	3	18	8	26
	Tambura	14	8	57%	1	1	2	5	4	9	1	2	3	9	6	15	2	-	2	18	13	31
Yei	262	178	68%	57	66	123	68	89	157	49	57	106	176	96	272	15	8	23	365	316	681	
Total	5,201	2,747	53%	814	880	1,694	2,034	2,003	4,037	1,221	1,189	2,410	4,043	3,108	7,151	421	308	729	8,533	7,488	16,021	
ETHIOPIA	Doro	-	-	0%	-	-	-	-	-	-	-	-	-	-	2	-	-	-	2	-	2	
	Gorom	817	367	45%	204	187	391	251	270	521	162	177	339	496	521	1,017	33	12	45	1,146	1,167	2,313
	Juba	8	3	0%	-	1	1	-	-	-	-	-	-	5	6	11	-	-	-	5	7	12
	Makpandu*	10	1	0%	3	1	4	2	1	3	-	-	-	4	9	13	-	-	-	9	11	20
	Pochalla	524	436	83%	181	205	386	217	258	475	192	228	420	548	146	694	46	10	56	1,184	847	2,031
	Kodok	2	1	50%	-	-	-	2	1	3	2	-	2	1	-	1	-	-	-	5	1	6
	Ajuong Thok	1	1	100%	-	-	-	-	-	-	-	-	-	1	-	1	-	-	-	1	-	1
	Total	1,362	809	3	388	394	782	472	530	1,002	356	405	761	1,057	682	1,739	79	22	101	2,352	2,033	4,385
SUDAN	Ajuong Thok	7,986	4,889	61%	3,660	3,740	7,400	4,989	5,069	10,058	3,587	3,916	7,503	7,490	6,181	13,671	330	214	544	20,056	19,120	39,176
	Yusif Batil	9,353	4,774	51%	3,975	4,158	8,133	5,762	6,056	11,818	3,723	3,681	7,404	9,363	7,213	16,576	894	1,081	1,975	23,717	22,189	45,906
	Doro	13,632	7,621	56%	5,728	6,013	11,741	7,951	8,403	16,354	4,989	5,112	10,101	12,210	9,345	21,555	649	530	1,179	31,527	29,403	60,930
	Gendrassa	3,957	2,138	54%	1,479	1,529	3,008	2,272	2,379	4,651	1,538	1,406	2,944	3,712	2,843	6,555	329	378	707	9,330	8,535	17,865
	Gorom	14	1	13	2	1	3	4	2	6	1	1	2	2	17	19	-	-	-	9	21	30
	Juba	2,147	205	10%	103	98	201	170	170	340	118	98	216	378	1,938	2,316	4	81	85	773	2,385	3,158
	Kaya	5,227	2,758	53%	2,220	2,431	4,651	2,913	3,065	5,978	1,911	1,787	3,698	5,014	3,588	8,602	474	619	1,093	12,532	11,490	24,022
	Kodok	538	326	61%	15	5	20	320	321	641	187	174	361	450	372	822	38	33	71	1,010	905	1,915
	Lasu	256	63	25%	33	19	52	108	115	223	73	90	163	106	225	331	1	5	6	321	454	775
	Makpandu	134	37	28%	38	49	87	90	82	172	49	41	90	107	149	256	-	5	5	284	326	610
	Maridi	83	31	37%	5	3	8	30	29	59	21	21	42	44	60	104	-	2	2	100	115	215
	Pamir	7,965	5,633	71%	3,696	3,779	7,475	4,520	4,503	9,023	2,940	2,776	5,716	6,826	4,317	11,143	302	181	483	18,284	15,556	33,840
	Yei	279	54	19%	45	51	96	91	115	206	72	70	142	79	250	329	-	7	7	287	493	780
	Yida	8,917	6,942	78%	4,375	4,463	8,838	7,145	7,213	14,358	4,506	4,047	8,553	10,113	3,650	13,763	422	248	670	26,561	19,621	46,182
Total	60,488	35,472	59%	25,374	26,339	51,713	36,365	37,522	73,887	23,716	23,220	46,935	55,894	40,148	96,042	3,443	3,384	6,827	144,791	130,613	275,404	
Others*	Others*	59	6	10%	5	8	13	7	1	8	-	3	3	21	54	75	-	2	2	33	68	101
	Total	59	6	10%	5	8	13	7	1	8	-	3	3	21	54	75	-	2	2	33	68	101
Grand Total		67,810	39,399	58%	26,642	27,706	54,348	39,176	40,387	79,563	25,450	24,972	50,422	61,537	44,378	105,915	3,964	3,740	7,704	156,769	141,183	297,952

* Refers to refugees from Uganda, Somalia, Eritrea, Syria, Burundi and Egypt spread in Gorom, Lasu, Juba, Makpandu and Doro.

Asylum Seekers Population by Country of Origin, Sex and Age Group in South Sudan

as of the 31-August-2019



Country of Origin	Location	Principal Applicants			Persons																	
		Total Cases	Female headed		0 - 4 years			5 - 11 years			12 - 17 years			18 - 59 years			60 years +			Total		
			Cases	%	F	M	T	F	M	T	F	M	T	F	M	T	F	M	T	F	M	T
BURUNDI	Juba	448	11	2%	13	11	24	7	8	15	3	4	7	47	437	484	0	0	0	70	460	530
	Makpandu	2	-	0%	0	0	0	0	0	0	0	0	0	1	2	3	0	0	0	1	2	3
	Total	450	11	2%	13	11	24	7	8	15	3	4	7	48	439	487	-	-	-	71	462	533
CHAD	Juba	2	-	0%	-	-	-	-	-	-	-	-	-	-	2	2	-	-	-	-	2	2
	Total	2	-	2%	-	-	-	-	-	-	-	-	-	-	-	-	-	-	-	-	2	2
CAMEROON	Juba	2	-	0%	-	-	-	-	-	-	-	-	-	-	2	2	-	-	-	-	2	2
	Makpandu	1	-	0%	-	-	-	-	-	-	-	-	-	-	1	1	-	-	-	-	1	1
	Total	3	-	0%	-	-	-	-	-	-	-	-	-	-	3	3	-	-	-	-	3	3
ERITREA	Juba	1,651	308	18%	87	114	201	33	34	67	1	2	3	466	1,318	1,784	5	51	56	592	1,519	2,111
	Makpandu	36	1	4%	-	6	6	1	2	3	-	1	1	4	33	37	1	1	2	6	43	49
	Total	1,687	309	18%	87	120	207	34	36	70	1	3	4	470	1,351	1,821	6	52	58	598	1,562	2,160
ETHIOPIA	Maban	1	-	0%	-	-	-	-	-	-	-	-	-	-	1	1	-	-	-	-	1	1
	Juba	247	51	18%	13	19	32	8	4	12	1	-	1	104	195	299	-	2	2	126	220	346
	Makpandu	5	-	0%	-	-	-	-	-	-	-	-	-	-	5	5	-	-	-	-	5	5
	Ajyoung Thok	1	1	100%	-	1	1	-	1	1	-	-	-	2	2	4	-	-	-	2	4	6
	Total	254	52	20%	13	20	33	8	5	13	1	-	1	106	203	309	-	2	2	128	230	358
SOMALIA	Juba	29	1	3%	-	-	-	-	-	-	-	-	-	1	28	29	-	-	-	1	28	29
	Makpandu	1	-	0%	-	-	-	-	-	-	-	-	-	-	1	1	-	-	-	-	1	1
	Total	30	1	3%	-	-	-	-	-	-	-	-	-	1	29	30	-	-	-	1	29	30
SUDAN	Juba	7	-	0%	-	1	1	-	-	-	-	-	-	1	5	6	-	2	2	1	8	9
	Pamir	-	-	0%	-	-	-	-	-	-	-	-	-	-	2	2	-	-	-	-	2	2
	Total	7	-	0%	-	1	1	-	-	-	-	-	-	1	7	8	-	2	2	1	10	11
SYRIA UGANDA DRC	Juba	1	-	0%	-	-	-	-	-	-	-	-	-	-	1	1	-	-	-	-	1	1
	Juba	1	-	0%	-	-	-	-	-	-	-	-	-	-	1	1	-	-	-	-	1	1
	Juba	4	-	0%	2	-	2	-	-	-	-	-	-	1	4	5	-	-	-	3	4	7
	Total	6	-	0%	-	-	-	-	-	-	-	-	-	-	2	2	-	-	-	-	2	9
Grand Total		2,439	373	15.29%	113	152	265	49	49	98	5	7	12	626	2,034	2,660	6	56	62	799	2,300	3,106