

# Asylum Statistics in 2019

as of 31 August 2019

**252**

Asylum applications

**0**

Decisions on granting refugee status

**0**

Decisions on granting complementary protection

**189**

Otherwise closed

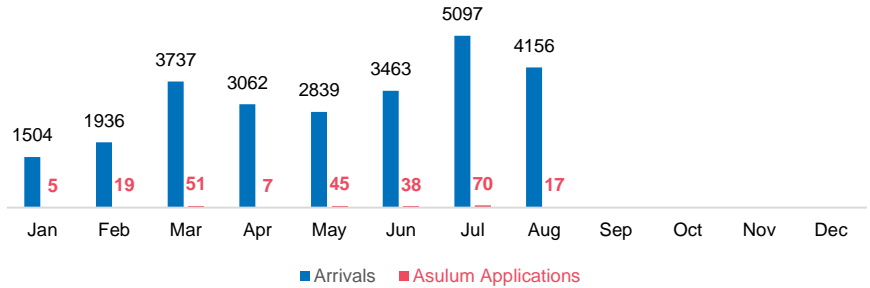
**0%**

Recognition rate

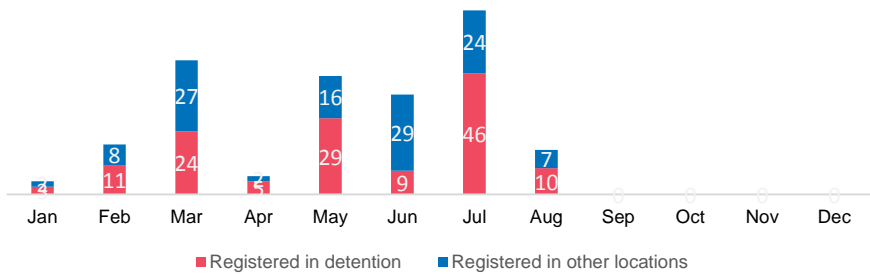
**54%**

Asylum applications were processed through detention

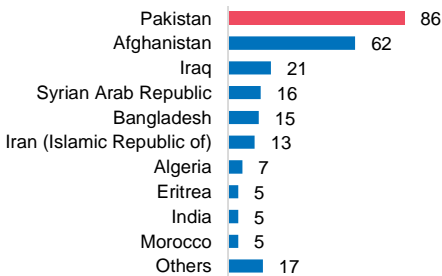
## Arrivals and asylum applications



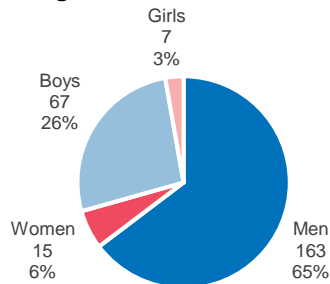
## Asylum applications from applicants transferred from detention center



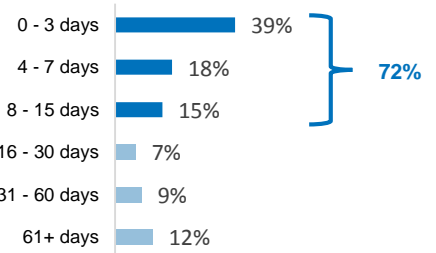
## Top 10 CoO of asylum seekers



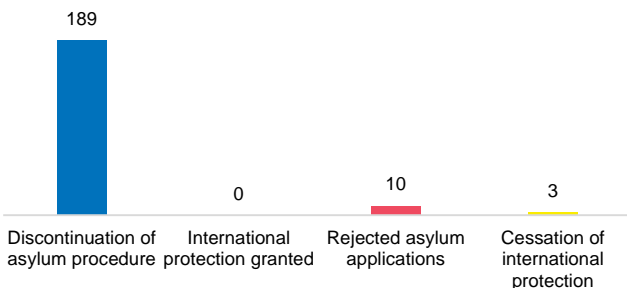
## Age/Gender breakdown



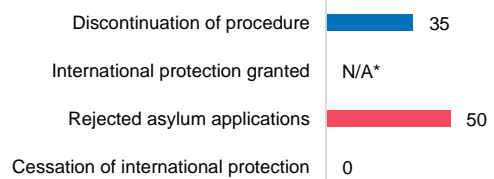
## Number of days of stay in the country



## First instance procedure decisions (# of persons)



## Estimated average length of rendering decision (number of days)



- No positive decisions in 2019  
- Average length of rendering positive decision in 2018 was 300 days

Asylum statistics are provided by the Ministry of Interior.

Information is based on findings of UNHCR staff and partners. If you use this content, please refer to UNHCR as source.

**CONTACTS:** Information Management: Aleksandar Naskov; PI/ER: Ljubinka Brashnarska +389 2 3118 641