

# Somalia

1 - 31 October 2019

In October, 363,000 new internal displacements were monitored by the UNHCR-led Protection and Returns Monitoring Network (PRMN). Of the 665,000 new displacements monitored year-to-date, drivers include conflict and insecurity (176,000), drought-related (136,000), floods (340,000) and other reasons (13,000).

During October, the main driver for new displacement was floods(333,000) affecting mainly Hiraan region. Ongoing military operations continue to lead to new displacement within and from Lower Shabelle (18,000).

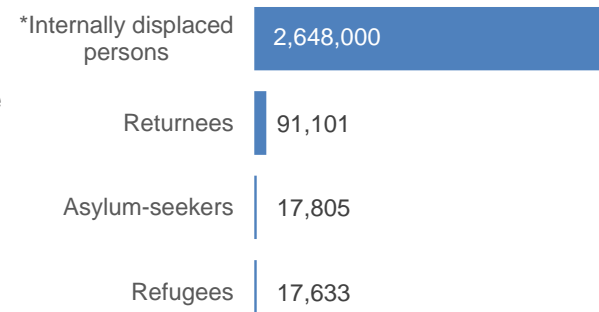


As of the reporting month, there were 35,438 refugees and asylum-seekers registered in Somalia, mainly from Ethiopia (17,492 asylum seekers and 4,169 refugees) and Yemen (48 asylum seekers and 13,112 refugees). 617 persons were from other countries including Syria (262), Tanzania (122), Eritrea (105) among others.



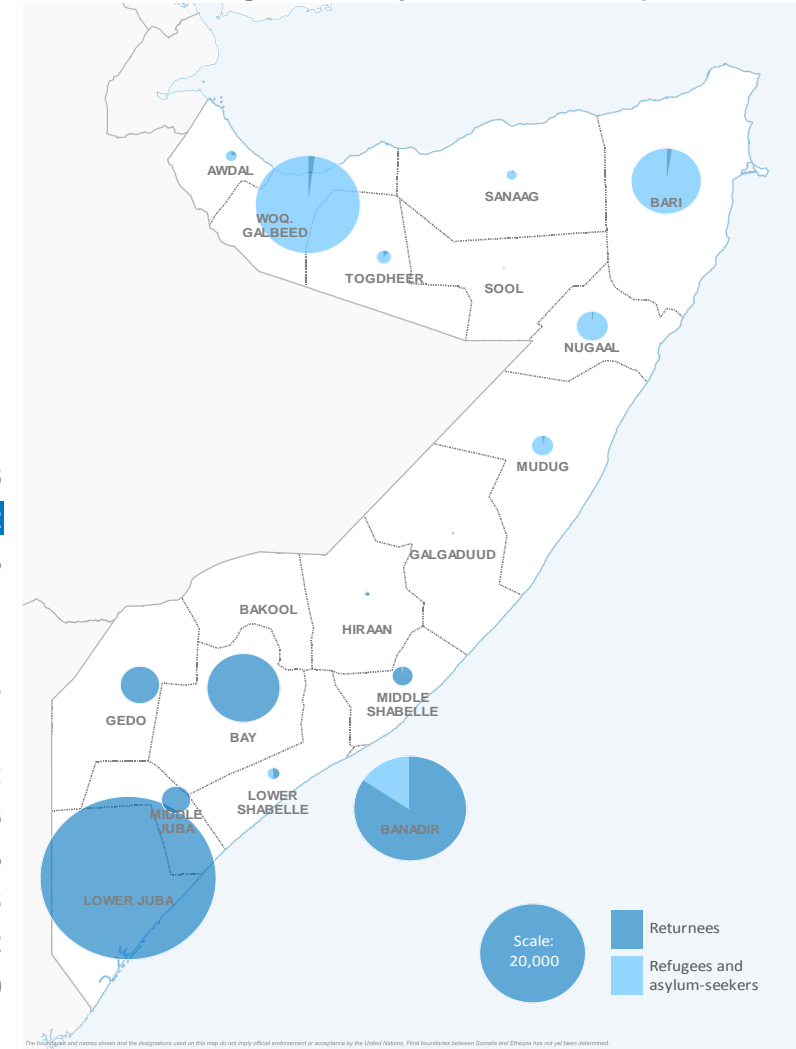
Since December 2014, 91,101 Somali refugees have voluntarily returned to Somalia with UNHCR assistance from different countries of asylum including Kenya, Yemen, Djibouti, Libya, Sudan and Eritrea. In addition, some 38,000 Somalis were monitored as arriving from Yemen since March 2015.

## Population of concern



\*Estimated internally displaced persons as of 31 July 2018 (Source: Information Management Working Group)

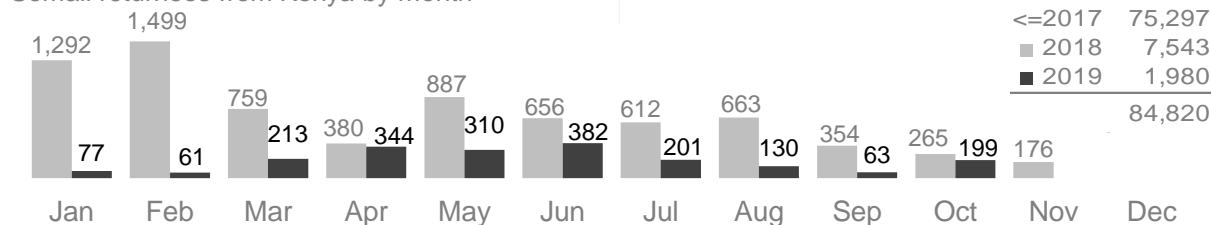
## Returnees, refugee and asylum seekers map



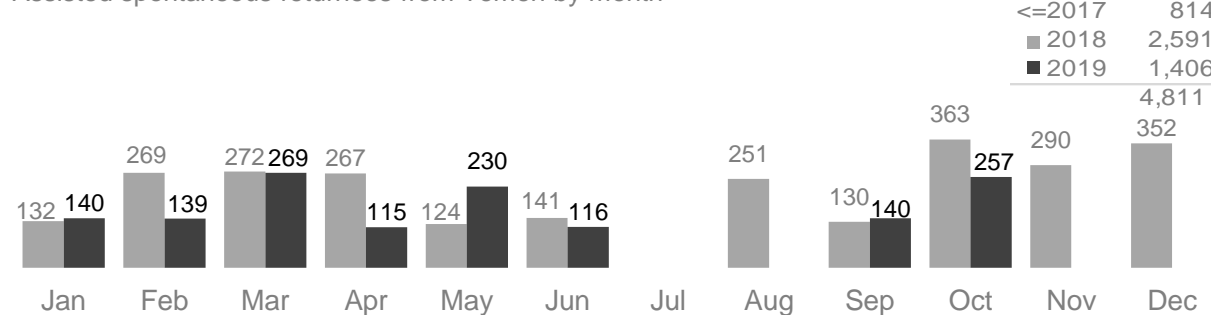
Region	Ethiopia	Yemen	Other
Woq. Galbeed	12,764	6,221	410
Bari	5,963	2,734	30
Nugaal	1,638	224	4
Mudug	871	11	0
Togdheer	203	111	28
Sanaag	166	70	0
Awdal	25	173	8
Banadir	16	3,409	136
Sool	1	9	0
Middle Shabelle	0	13	0
Lower Shabelle	0	171	1
Lower Juba	0	11	0
Other	14	3	0
<b>TOTAL</b>	<b>21,661</b>	<b>13,160</b>	<b>617</b>

Region	Kenya	Yemen	Other
Lower Juba	54,372	14	126
Banadir	15,395	3,698	832
Bay	9,577	79	3
Gedo	2,922	2	31
Middle Juba	1,539	0	1
Middle Shabelle	798	31	25
Lower Shabelle	104	54	1
Hiraan	42	5	22
Woq. Galbeed	18	466	208
Galgaduud	15	0	3
Nugaal	13	26	16
Other	25	436	202
<b>TOTAL</b>	<b>84,820</b>	<b>4,811</b>	<b>1,470</b>

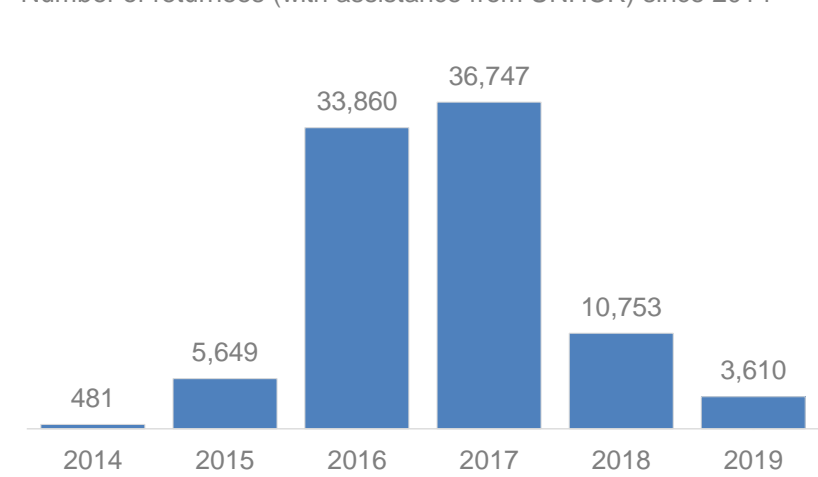
## Somali returnees from Kenya by month



## Assisted spontaneous returnees from Yemen by month



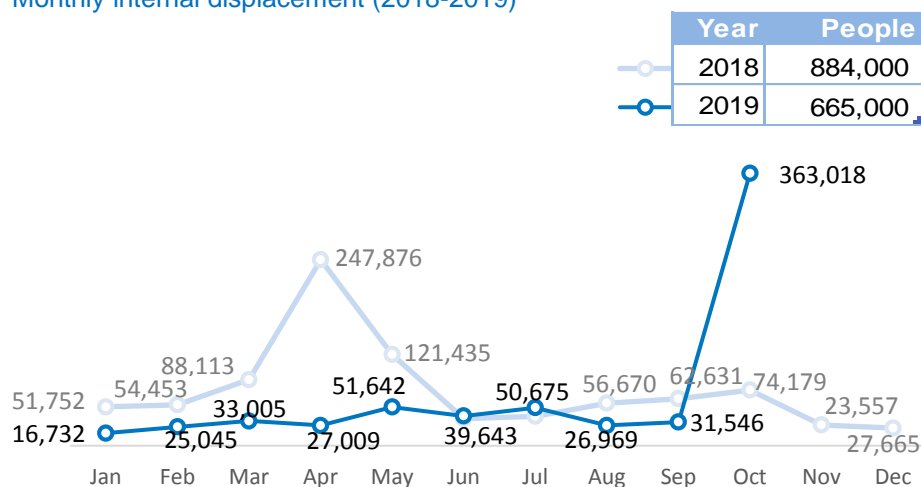
## Number of returnees (with assistance from UNHCR) since 2014



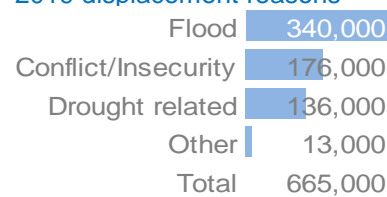
## Somalia Internal DISPLACEMENT

Displacements monitored by UNHCR Protection and Return Monitoring Network (PRMN)

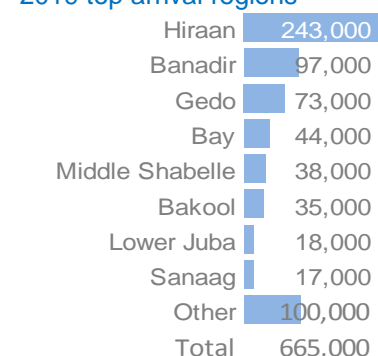
### Monthly internal displacement (2018-2019)



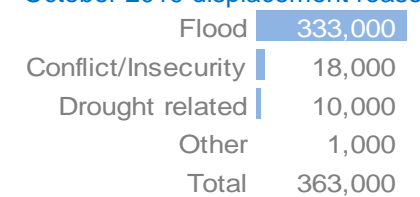
### 2019 displacement reasons



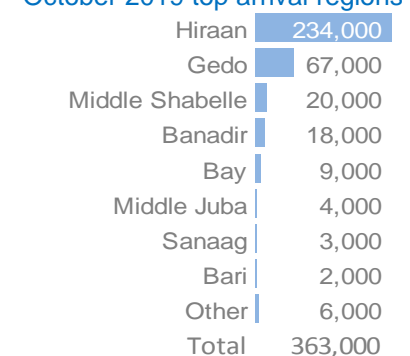
### 2019 top arrival regions



### October 2019 displacement reasons

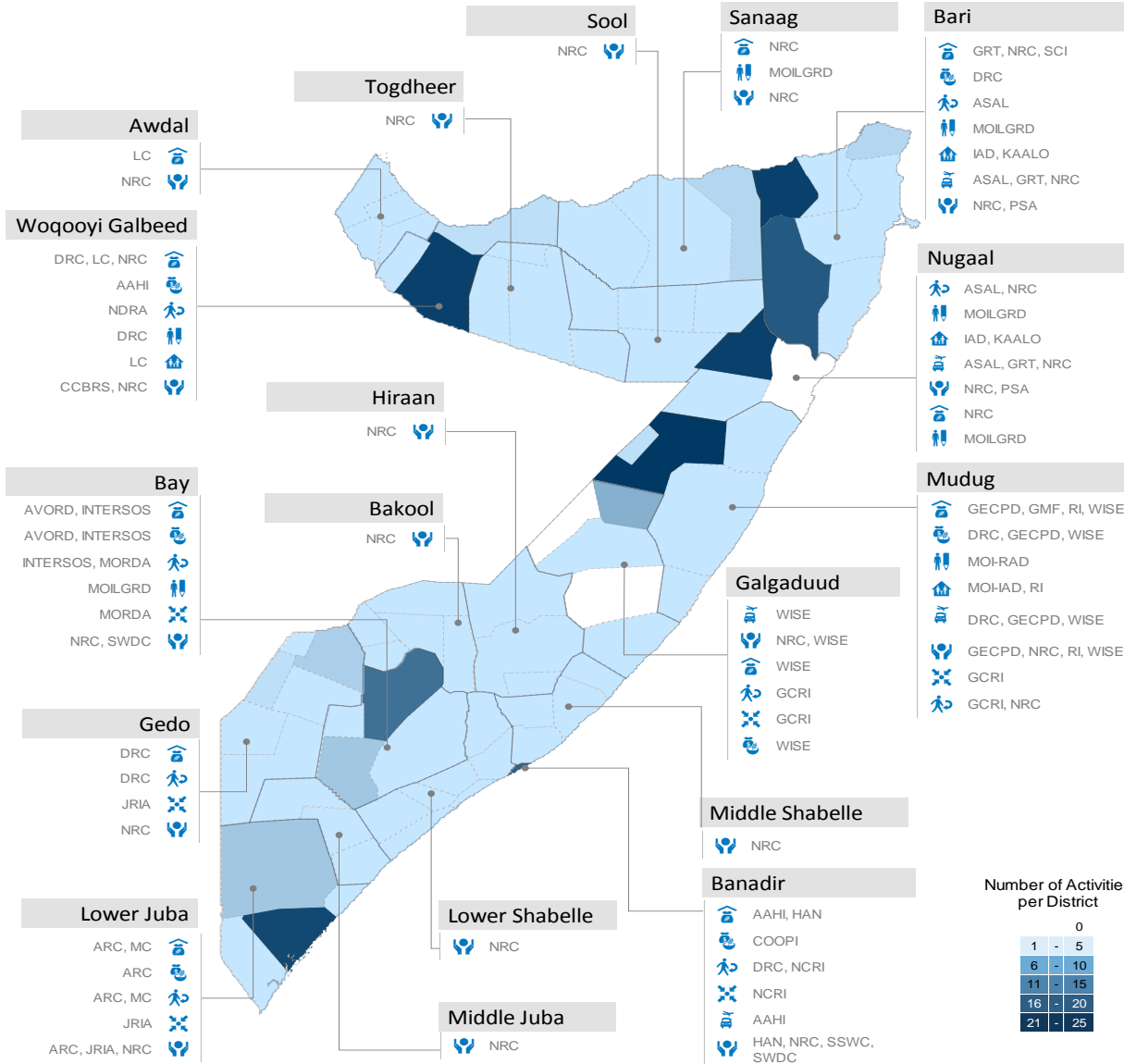


### October 2019 top arrival regions



# Somalia

UNHCR 3W map



Number of activities by region and category

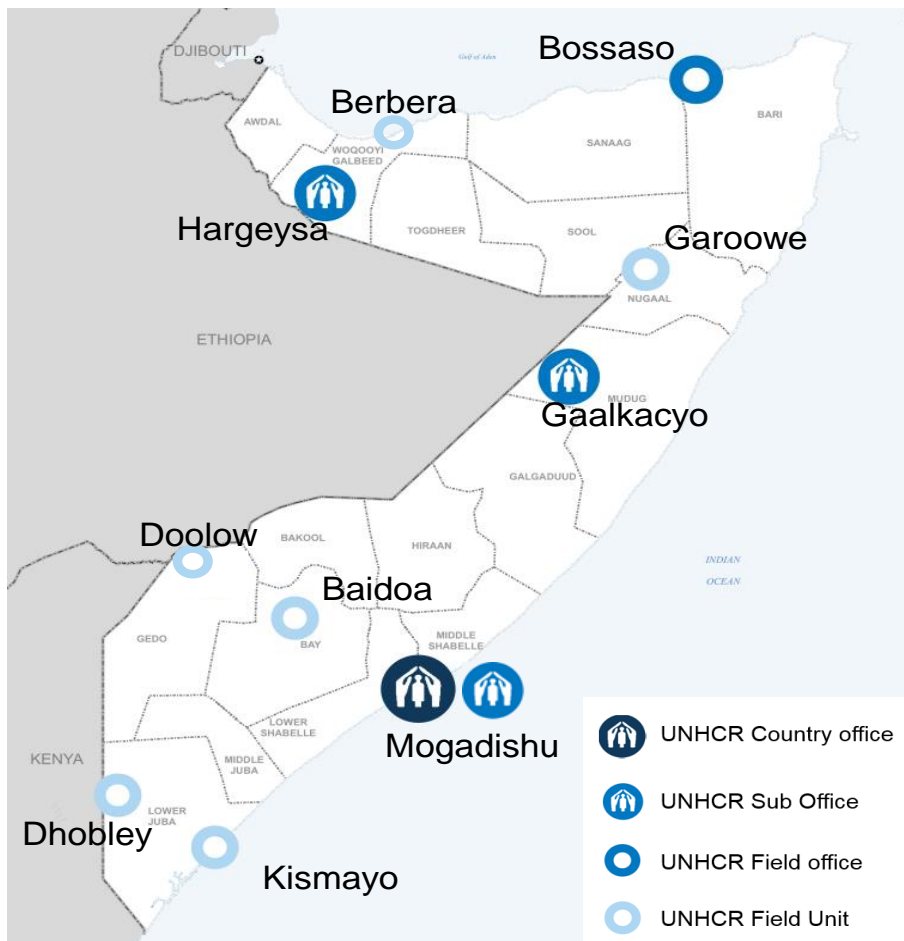
Region	Category 1	Category 2	Category 3	Category 4	Category 5	Category 6	Category 7	Category 8
Awdal	1							3
Bakool								5
Banadir	7	3	1			1	1	5
Bari	9	4	1	9	4		4	16
Bay	9	3	1			1		9
Galgaduud							1	9
Gedo	1		1			2		6
Hiraan								3
Juba Dhexe								3
Juba Hoose	11	2	1			2		12
Mudug	6	2		2	3		3	12
Nugaal	4	2	2	2	4		2	7
Sanaag	1			1				3
Shabelle Dhexe								4
Shabelle Hoose								7
Sool								4
Togdheer								4
Woqooyi Galbeed	6	2	2	1	3			11

Category	Sub-Category
BASIC NEEDS AND ESSENTIAL SERVICES	Water, Transport, Cash Grants, Core Relief Items, Education, Health
LEADERSHIP, COORDINATION AND PARTNERSHIPS	Cluster Coordination - Protection, Shelter, CCCM
LOGISTICS AND OPERATIONS SUPPORT	PDM, Warehouse Management, Transport
FAVOURABLE PROTECTION ENVIRONMENT	Facility Rehabilitation, Equipment, Peaceful Coexistence
FAIR PROTECTION PROCESSES AND DOCUMENTATION	Registration, Profiling, Civil Documentation
DURABLE SOLUTIONS	Return Assistance, Transit Center, Counseling
SECURITY FROM VIOLENCE AND EXPLOITATION	Legal Protection, SGBV Prevention & Response, Material Assistance, PRMN
COMMUNITY EMPOWERMENT, SELF RELIANCE AND SELF MANAGEMENT	Cash Grants, Employment, Business, Vocational Training

## UNHCR Presence

**Staff**  
106 National Staff  
47 International Staff  
25 Affiliate Workforce

**Offices**  
1 Country Office in Mogadishu  
3 Sub-Offices in Gaalkacyo, Hargeysa and Mogadishu  
1 Field Office in Bossaso  
6 Field Units in Baidoa, Dhobley, Garoowe, Kismayo, Berbera and Doolow  
1 Support Office in Nairobi



## Contact

**Johann Siffointe**, Representative, Somalia  
siffoint@unhcr.org, Cell: +252 616 141 315, Cell: +254 731 688 141

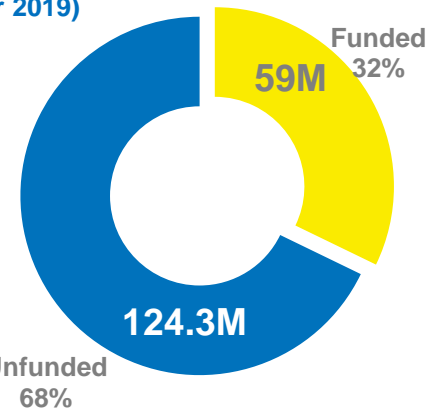
**Links**  
[Somalia: Global Focus](#) - [Somalia: Information sharing portal](#) - [UNHCR Somalia](#) - [@UNHCRSom](#) - [Facebook: UNHCR Somalia](#) - [Somalia internal displacement](#)

UNHCR is grateful for the generous contributions of donors who have directly contributed to the UNHCR Somalia operation in 2019



## Funding (as of 31 October 2019)

**USD 183.3 M**  
requested for Somalia



## UNEARMARKED CONTRIBUTIONS | USD

Sweden 99.8 million | Norway 44.5 million | Netherlands 37.5 million | Private donors Spain 61.2 million | United Kingdom 44.6 million | Germany 26.7 million | Denmark 24.4 million | Private donors Republic of Korea 31 million | Switzerland 15.1 million | France 14 million | Private donors Japan 16.1 million | Ireland 10.2 million

Algeria | Argentina | Australia | Austria | Azerbaijan | Belgium | Canada | Costa Rica | Estonia | Iceland | Indonesia | Kuwait | Malta | Monaco | Montenegro | New Zealand | Peru | Philippines | Qatar | Republic of Korea | Russian Federation | Saudi Arabia | Serbia | Singapore | Slovakia | Sri Lanka | Thailand | United Arab Emirates | Uruguay | Private donors

## OTHER SOFTLY EARMARKED CONTRIBUTIONS | USD

United States of America 27.1 million | Germany 7.1 million | Canada 4.6 million | Private donors Australia 10.2 million | Private donors Republic of Korea 2.1 million