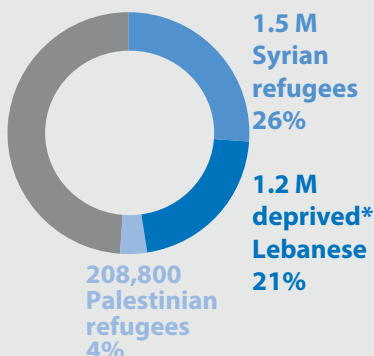


### 5.7 million

People living in Lebanon



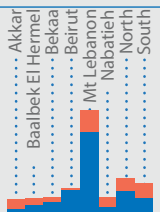
\*The national survey of household living conditions 2004 - MoSA, CAS, and UNDP

#### Lebanese

**4 million**

Deprived Lebanese

**1.2 million**



#### Estimated\* Syrian refugees

**1.5 million**

\*Government of Lebanon estimate: 1.5M Syrian refugees in Lebanon

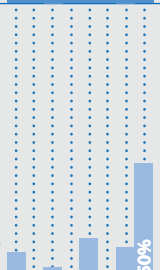
#### Palestine refugees

**208,800** from Lebanon (PRL)\*

**180,000** from Syria (PRS)\*

**28,800**

\*Population and housing census in Palestinian camps and gatherings in Lebanon 2017



#### Other registered refugees

**18,135**

#### Informal Settlements

52,217 structures  
296,694 individuals

#### Public schools

237<sup>a</sup> out of 1278

#### Primary Health Care Centers (PHC)

77<sup>b</sup> out of 218

#### Supported Hospitals

40/165  
Public  
Private

#### Social Development Centers (SDC)

59<sup>b</sup> out of 238

#### Union of municipalities/municipalities

48/1011

a: second shift schools  
b: supported by LCRP out of total in country

The boundaries and names shown and the designations used on this map do not imply official endorsement or acceptance by the United Nations.



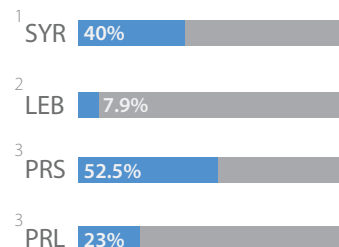
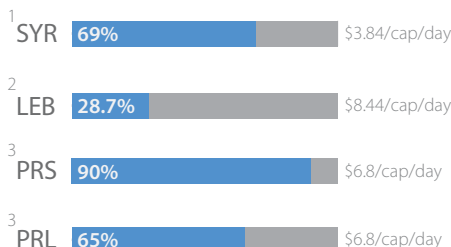
Worse than national average



Population living below poverty line



Unemployment age 16 and above (age 15 and above for SYR)



Households living in shelters with dangerous conditions and/or quality of shelter below standards



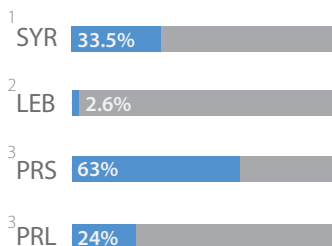
Overcrowding in shelters: percentage of households living in shelters with less than 4.5 m<sup>2</sup> / person



Moderately to severely food insecure population




Out of school children (ages 15-17)




Women (ages 15-19) currently married or in union



 Persons above 15 years old without legal residency


<sup>1</sup> SYR **73%**

<sup>6</sup> PRS **40%**


 Population describing current relations as very positive or positive

<sup>1</sup> SYR **44.1%**

<sup>6</sup> LEB **26.7%**

 Households with at least one member with physical or mental disability

<sup>1</sup> SYR **12%**

 Population living in informal settlements

<sup>7</sup> ALL **5%**

### Number of partners operating in Lebanon

|                     | Basic Assistance | Child Protection | Education | Energy | Food Security & Agriculture | Health | Livelihoods | Protection | SGBV | Shelter | Social Stability | Water |
|---------------------|------------------|------------------|-----------|--------|-----------------------------|--------|-------------|------------|------|---------|------------------|-------|
| Akkar               | 12               | 10               | 10        | 1      | 19                          | 7      | 8           | 14         | 8    | 6       | 3                | 5     |
| Baalbek - El Hermel | 13               | 12               | 6         | 1      | 20                          | 11     | 6           | 12         | 8    | 4       | 3                | 8     |
| Bekaa               | 13               | 12               | 12        | 1      | 19                          | 15     | 9           | 12         | 8    | 4       | 1                | 6     |
| Beirut              | 6                | 8                | 8         |        | 10                          | 7      | 4           | 8          | 5    |         |                  |       |
| Mount Lebanon       | 10               | 21               | 10        |        | 17                          | 11     | 11          | 17         | 10   | 3       | 3                |       |
| Nabatieh            | 4                | 8                | 7         |        | 11                          | 4      | 4           | 9          | 5    | 4       | 2                | 4     |
| North               | 10               | 16               | 11        | 2      | 19                          | 8      | 9           | 18         | 9    | 2       | 3                | 3     |
| South               | 5                | 9                | 8         |        | 14                          | 7      | 9           | 12         | 8    | 3       | 2                | 2     |

Source: ActivityInfo as of 21/06/2019