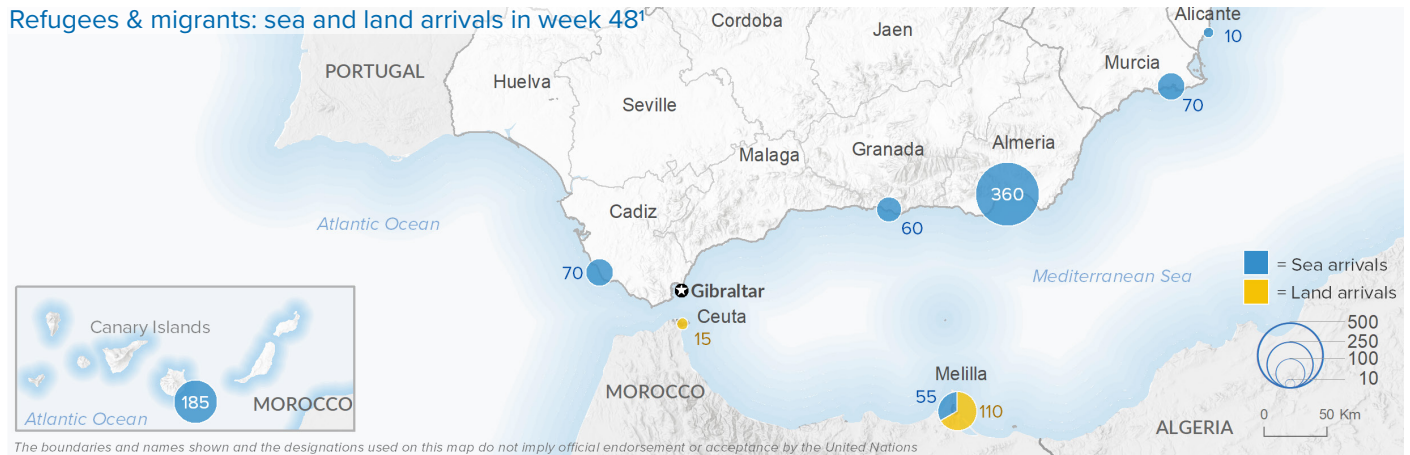


SPAIN Weekly snapshot - Week 48 (25 Nov - 1 Dec 2019)

The charts below are based on figures from the Ministry of Interior and UNHCR estimates. All figures are provisional and subject to change

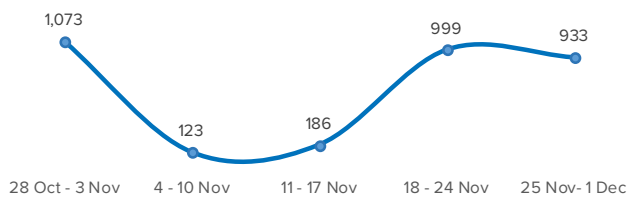
Refugees & migrants: sea and land arrivals in week 48¹



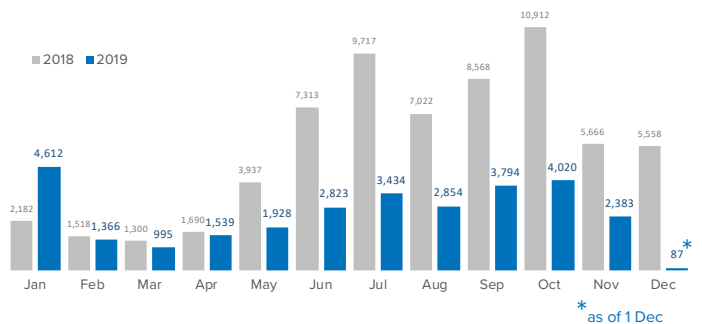
The boundaries and names shown and the designations used on this map do not imply official endorsement or acceptance by the United Nations

Total Sea and Land		Sea		Land (Ceuta & Melilla)	
29,835	-50%	24,091	-55%	5,744	-10%
Arrivals as of 1 Dec 2019 ²	Dif. 2018	Arrivals as of 1 Dec 2019 ²	Dif. 2018	Arrivals as of 1 Dec 2019 ²	Dif. 2018
933		809		124	
Arrivals Week 48 ¹		Arrivals Week 48 ¹		Arrivals Week 48 ¹	
Dif. last week: -7%		Dif. last week: +3%		Dif. last week: -41%	
Dif. 2018: -29%		Dif. 2018: -31%		Dif. 2018: -17%	
133		116		18	
Avg. daily arrivals Week 48 ¹		Avg. daily arrivals Week 48 ¹		Avg. daily arrivals Week 48 ¹	
Dif. 2018: -29%		Dif. 2018: -31%		Dif. 2018: -16%	
-		-		-	
Avg. weekly arrivals in Dec so far ¹		Avg. weekly arrivals in Dec so far ¹		Avg. weekly arrivals in Dec so far ¹	
Dif. 2018: -%		Dif. 2018: -%		Dif. 2018: -%	

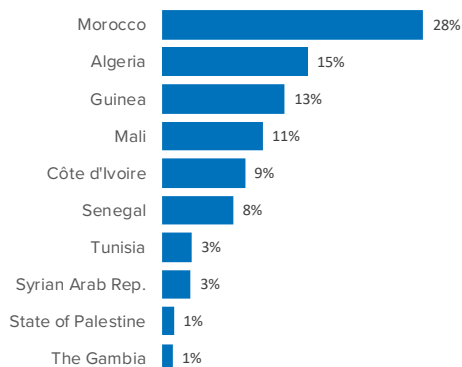
Sea and land arrivals during the last five weeks¹



Arrivals per month²



Most common nationalities, Jan - Oct 2019²



Demographic breakdown, Jan - Oct 2019²

