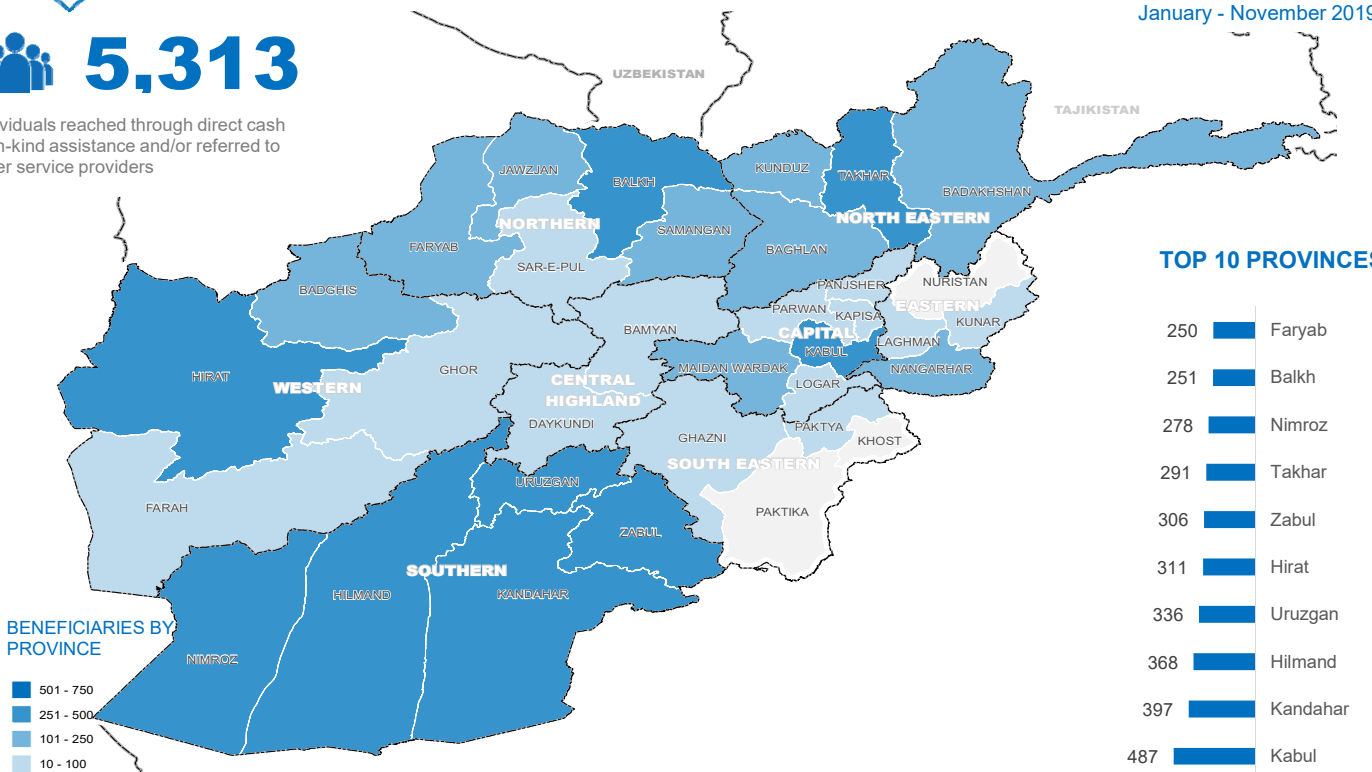


January - November 2019

5,313

Individuals reached through direct cash or in-kind assistance and/or referred to other service providers



TOP 10 PROVINCES

| | |
|-----|----------|
| 250 | Faryab |
| 251 | Balkh |
| 278 | Nimroz |
| 291 | Takhar |
| 306 | Zabul |
| 311 | Hirat |
| 336 | Uruzgan |
| 368 | Hilmand |
| 397 | Kandahar |
| 487 | Kabul |

BENEFICIARIES BY PROVINCE



PROGRESS VS TARGET

5,313 reached against 5,000 target beneficiaries



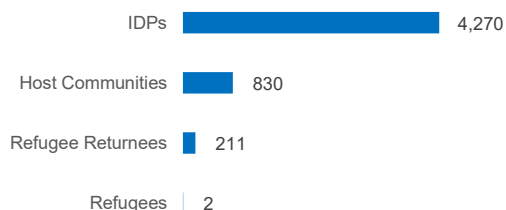
Of the 7,278 individuals assessed, 4,848 directly benefited from cash and/or in-kind assistance while 465 were referred for medical, livelihoods, shelter and other assistance



BENEFICIARIES BY ACTIVITY

| | | |
|---------------------|----------------------------|-------|
| Direct Assistance | Cash | 3,264 |
| | In-Kind | 945 |
| | Cash and In-Kind | 693 |
| Referred to Network | Medical Assistance | 238 |
| | Employment | 1 |
| | Skills Development | 2 |
| | Shelter Package | 3 |
| | Other (Food and Education) | 240 |

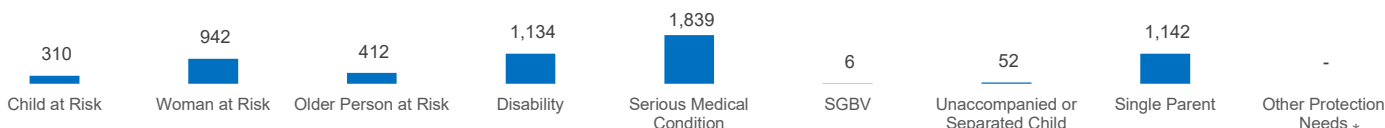
BENEFICIARIES BY POPULATION



DEMOGRAPHICS



BENEFICIARIES BY VULNERABILITY



* The 'Other Protection Needs' category includes assistance for transportation, civil documentation, and various other protection-related interventions.

BENEFICIARIES ASSISTED BY MONTH

