

Total Active Registered Persons Of Concern **745,169**



621,902

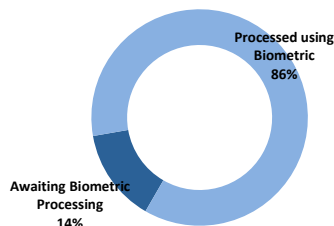
83.5%



123,267

16.5%

Biometric Statistics (IRIS)



Standard Age and Gender

Age	0-4	5-11	12-17	18-35	36-59	60+	Total	%
Female	49,701	75,288	48,362	105,836	68,444	19,089	366,720	49.2%
Male	52,479	79,682	50,999	114,760	65,904	14,625	378,449	50.8%
Total	102,180	154,970	99,361	220,596	134,348	33,714	745,169	100%
	13.7%	20.8%	13.3%	29.6%	18.0%	4.5%		

Origion Country*

SYR	654,692	87.9%
IRQ	67,186	9.0%
YEM	14,774	2.0%
SUD	6,096	0.8%
SOM	744	0.1%
Other**	1,677	0.2%

Registration Trend

2011	10,988	0.9%
2012	134,990	11.5%
2013	675,234	57.7%
2014	145,744	12.5%
2015	55,248	4.7%
2016	67,721	5.8%
2017	41,339	3.5%
2018	38,822	3.3%
2019	24,010	2.1%

Specific Needs

Serious medical condition	70,328	9.4%
Specific legal and physical protection needs	35,719	4.8%
Child at risk	34,119	4.6%
Disability	28,497	3.8%
Single parent	19,147	2.6%
Woman at risk	16,063	2.2%
Older person at risk	7,069	0.9%
Unaccompanied or separated child	2,654	0.4%
Individuals with Specific Needs	152,600	20.5%
Total	213,596	28.7%

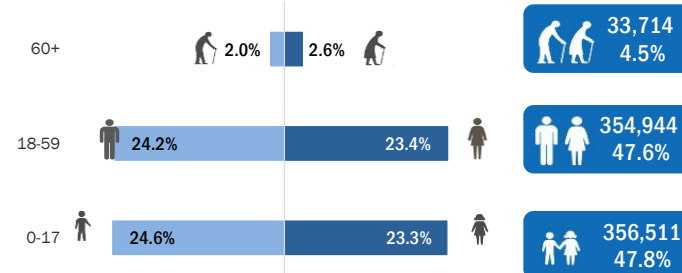
* An individual can have more than one specific need

Arrivals

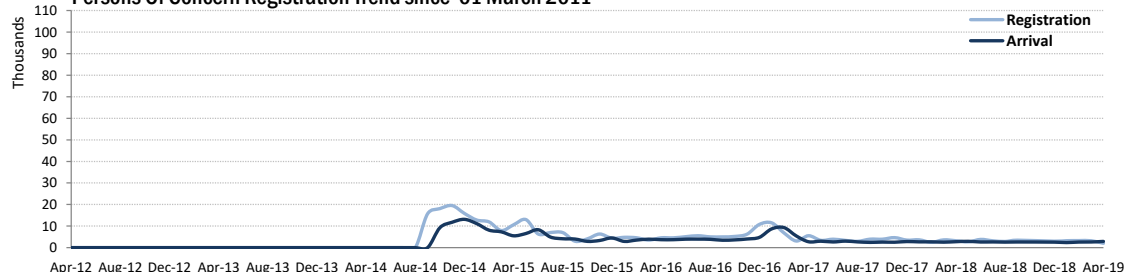
Pre-2011	26,574	3.6%
2011	24,513	3.3%
2012	154,582	20.7%
2013	258,988	34.8%
2014	78,206	10.5%
2015	25,326	3.4%
2016	34,225	4.6%
2017	10,824	1.5%
2018	10,525	1.4%
2019	1,559	0.2%

* The new arrivals excludes newborn babies who will be represented under the registration trend.

Age-Gender Breakdown



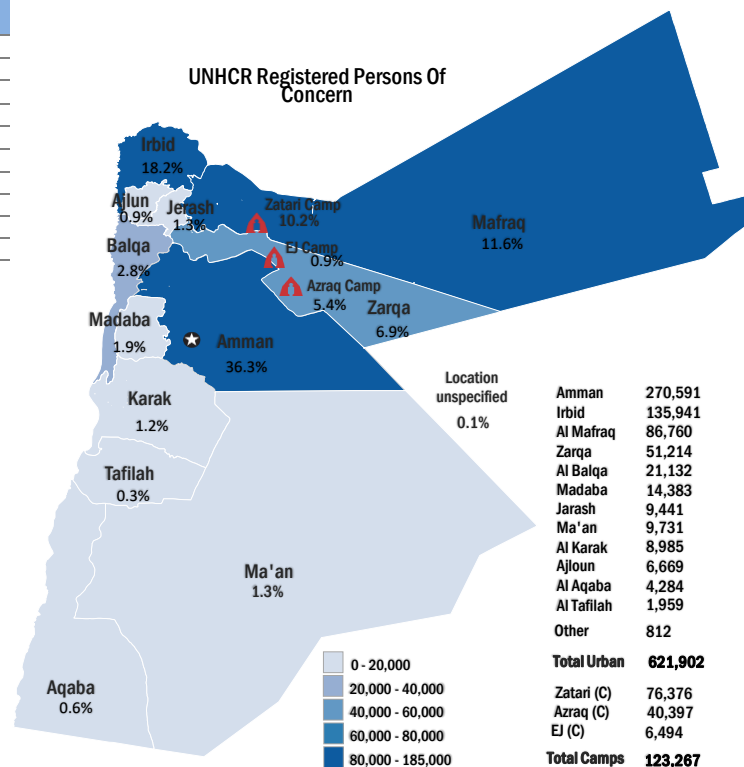
Persons Of Concern Registration Trend since 01 March 2011



* Total nationalities represented in this report equal to 57 nationality.

** Other nationalities include among others (ARE,LBY,LEB,ETH, RUS...)

UNHCR Registered Persons Of Concern



* Coloured map only reflects refugees living outside camps.