



Ministry of Labour Syrian Refugee Unit -- Monthly Progress Report

Syrian Refugee Unit Work Permit Progress Report January 2019

Timeframe	Report includes data gathered through Jan 31, 2019
Report compiled by	Syrian Refugee Unit at the Ministry of Labour
Date submitted	7/2/2019

Introduction

This report was compiled by the Ministry of Labour's (MOL) Syrian Refugee Unit (SRU) and will provide the following:

- Total work permits issued to Syrian refugees.
- Disaggregation of work permits data by gender, type of permit, and location.
- Camp-specific work permits issuances.

January 1, 2016 to Jan 31, 2019	132,340 permits issued
Jan, 2019	3,186 permits issued
January 1, 2018 to Dec31, 2018	45,649 permits issued
<i>Of which issued from camps February 2017 to Jan 31, 2019</i>	28,075 permits issued



Ministry of Labour Syrian Refugee Unit -- Monthly Progress Report

Highlights

- **3,186** WP's were issued in Jan 2019, with a decrees compared to both last month Dec 2018 of **3,762** WP's, and Jan 2018 of **3,634** WP's.
- During Jan 2019, **737** flexible WP's were issued in the construction sector under the umbrella of the General Federation of Jordanian Trade Unions (GFJTU), with total of **21,384** WP's.
- **1,514** flexible WP's were issued in Jan 2019 in the agriculture sector under the umbrella of the cooperatives, with total of **48,154** WP's.
- On November 22, 2018, the Council of Ministers issued new instructions related to **Home Based and Small Businesses for Syrians**. The instruction is mainly focusing on allowing Syrian refugees living outside the camps to register and operate Home Based Businesses in 3 sectors: Food Processing, Handicrafts, and Tailoring, provided that they obtain professional licenses through the Greater Amman Municipality and Ministry of Municipal Affairs, provided that the percentage of Jordanians benefiting from the support given to these works is not less than 70%.
- A comprehensive Document of instructions and procedures related to the employment of Syrian labour has been published in the Official Gazette in Issue No. 5549 Date of 2/12/2018.
- The eighth Grace Period for Syrian refugees Work Permits valid until 31 December 2019.
- A new mechanism under processing related to the Council of Ministers issued in 10/1/2019 with Syrian Refugees WP's renewal.



وزارة العمل

Ministry of Labour Syrian Refugee Unit -- Monthly Progress Report

Analysis

- **Work Permit Issuances by Gender**

Period	Male	Female	Total
January 1, 2016 to Jan 31, 2019	126,462 (96%)	5,878 (4%)	132,340
Jan 2019	2,915 (95%)	271 (5%)	3,186
January 1, 2018 to Dec31, 2018	43,591 (95%)	2,058 (5%)	45,649
January 1, 2017 to Dec31, 2017	44,310 (95%)	2,406 (5%)	46,716

- **Work Permit Issuances by Type**

Type	Jan 2019
First-Time Issuance	863
Renewal	1,472
Change of Workplace	711
Social Security Purposes ¹	20
Recruitment ²	0
Temporary Permits ³	120

¹For purposes of collecting the social security entitlements, work permits may be renewed.

² Recruitment involves hiring non-Jordanian workers while they are still in their country of origin and bringing them to Jordan for work.

³Based on new instructions and a circular related to employment for cash-for-work projects, short-term work permits were introduced.



Ministry of Labour Syrian Refugee Unit -- Monthly Progress Report

• **Work Permit Issuances by Governorate**

Governorate	# w p	Governorate	# w p
	Jan 2019		Jan 2019
Amman	1,138	Karak	7
Madaba	14	Ma'an	7
Irbid	793	Zarqa	934
Jerash	220	Mafraq	35
Ajloun	0	Tafila	15
Balqa	23	Aqaba	0
Total # w p Jan 2019	3,186		

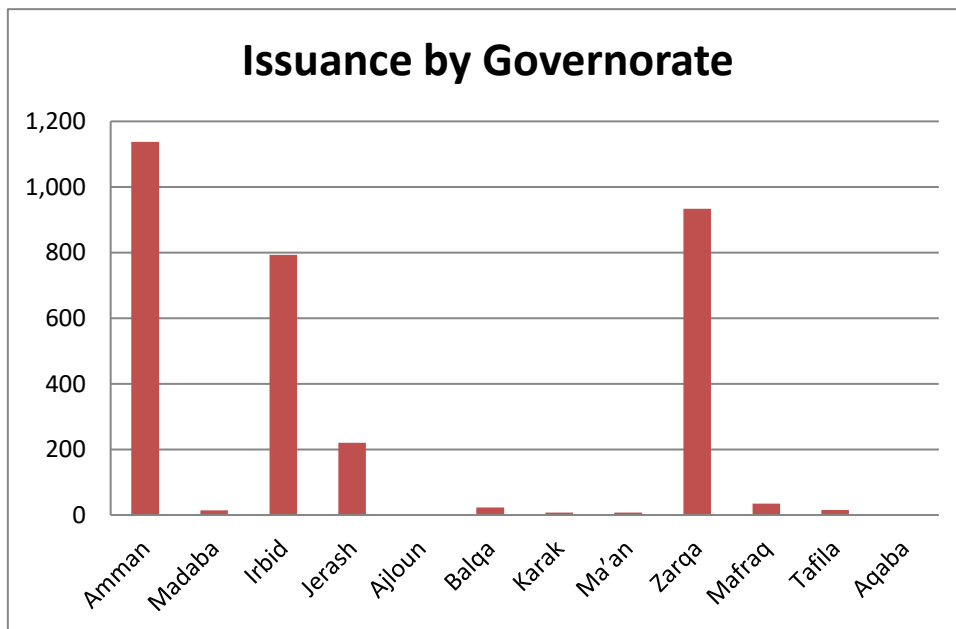


Figure 1: Work Permit Issuances by Governorate Jan 2019.



وزارة العمل

Ministry of Labour Syrian Refugee Unit -- Monthly Progress Report

• **Work Permits Jan 2019 by Economic Activity, comparing with Jan 2018.**

Economic Activity/Field	Jan 2018	%	Jan 2019	%	% change
Agriculture, forestry, and fishing	929	25.6%	1,513	47.5%	63%
Mining and quarrying	1	0.0%	0	0.0%	-100%
Manufacturing	212	5.8%	170	5.3%	-20%
Electricity, gas, steam and air conditioning	0	0.0%	0	0.0%	0%
Water supply, sewage, waste management activities	2	0.1%	0	0.0%	-100%
Construction	2020	55.6%	1087	34.1%	-46%
Wholesale and retail trade; repair of motor vehicles	139	3.8%	126	4.0%	-9%
Transportation and storage	66	1.8%	55	1.7%	-17%
Hospitality and food service activities	191	5.3%	179	5.6%	-6%
Information and communication	2	0.1%	2	0.1%	0%
Financial and insurance activities	0	0.0%	0	0.0%	0%
Real estate activities	1	0.0%	0	0.0%	-100%



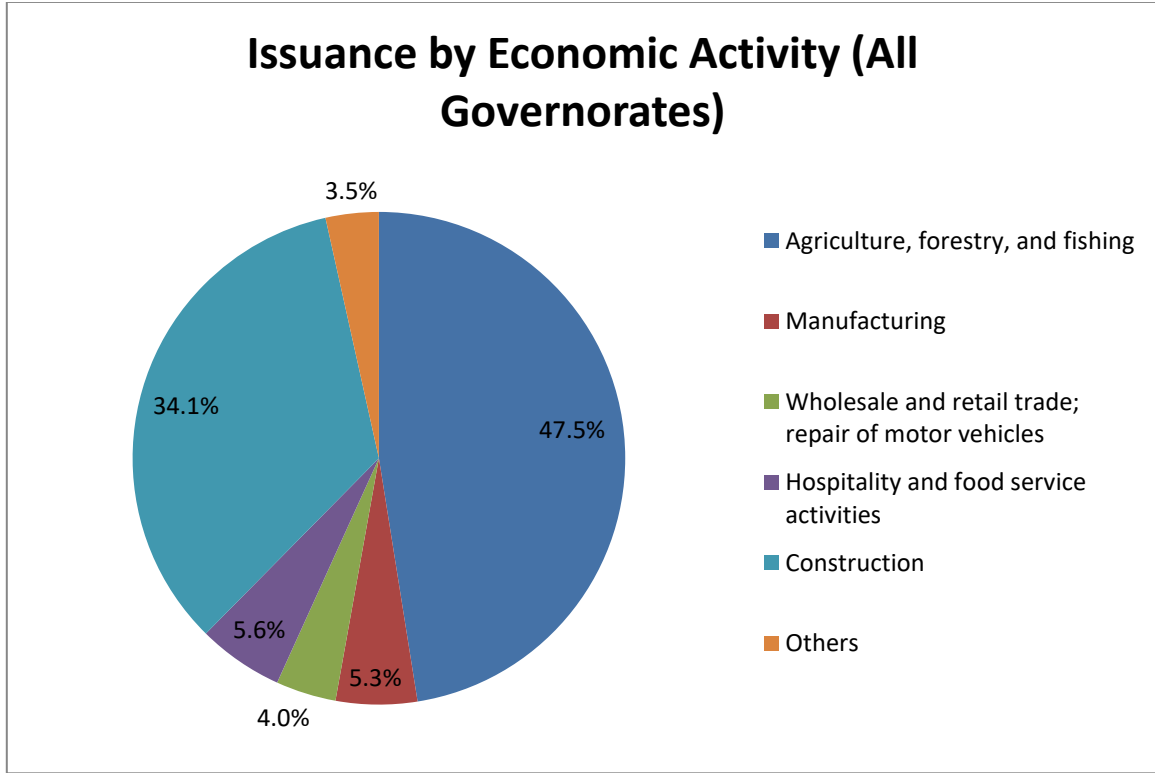
Ministry of Labour Syrian Refugee Unit -- Monthly Progress Report

Professional, scientific and technical activities	2	0.1%	6	0.2%	200%
Administrative and support service activities	15	0.4%	5	0.2%	-67%
Public administration and defense; compulsory social	20	0.6%	17	0.5%	-15%
Education	6	0.2%	9	0.3%	50%
Human health and social work activities	2	0.1%	3	0.1%	50%
Arts, entertainment and recreation	2	0.1%	0	0.0%	-100%
Other service activities	16	0.4%	12	0.4%	-25%
Activities of households as employers; undifferentiated goods and services-producing activities of households for own use.	8	0.2%	2	0.1%	-75%
Activities of extraterritorial organizations and bodies	0	0.0%	0	0.0%	0 %
Total	3,634	100.0%	3,186	100.0%	-14%

Work Permit Issuances by Economic Activity, Jan 2019 comparing with, Jan 2018



Ministry of Labour Syrian Refugee Unit -- Monthly Progress Report



• **Figure 2: Work Permit Issuances by Economic Activity, Jan 2019.**



Ministry of Labour Syrian Refugee Unit -- Monthly Progress Report

• **Work Permit Issuances by Camp acc up to 31/1/2019.**

Camp	Work Permits Issued
Za'atariCamp	18,540
AzraqCamp	8,373
Cyber Camp	62
Mreijeb Camp	1,053
Unknown or Old Record	47
Total	28,075

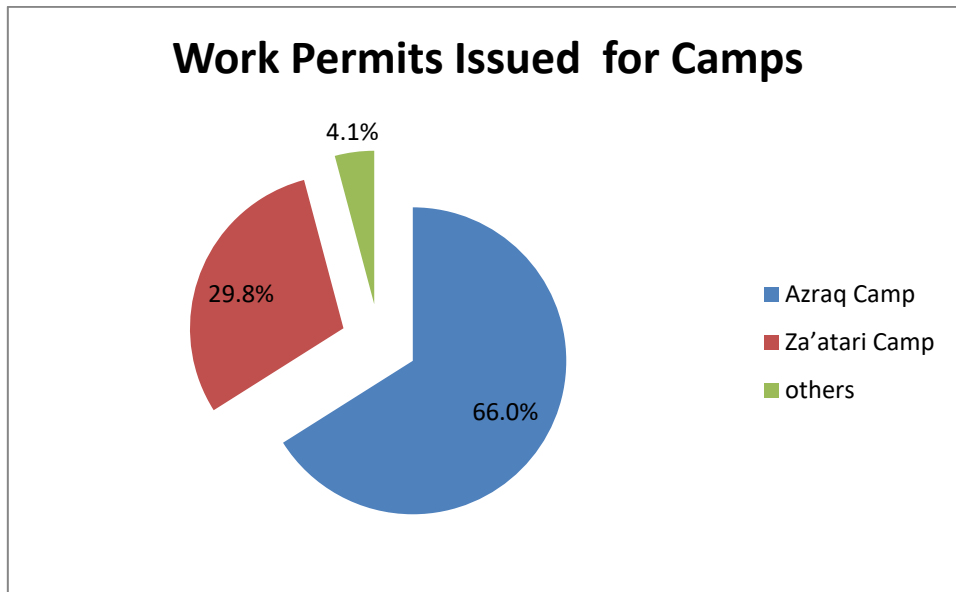


Figure3: Work Permit Issuances by Camp (1/2/2017 to 31/1/2019)