



Ministry of Labour Syrian Refugee Unit -- Monthly Progress Report

# Syrian Refugee Unit Work Permit Progress Report December 2019

Timeframe	Report includes data gathered through Dec 31, 2019
Report compiled by	Syrian Refugee Unit at the Ministry of Labour
Date submitted	<b>12/01/2020</b>

## Introduction

This report was compiled by the Ministry of Labour's (MOL) Syrian Refugee Unit (SRU) and will provide the following:

- Total work permits issued to Syrian refugees.
- Disaggregation of work permits data by gender, type of permit, and location.
- Camp-specific work permits issuances.

January 1, 2016 to December 31, 2019	<b>176,920</b> permits issued
December, 2019	<b>7,742</b> permits issued
January 1, 2019 to December 31, 2019	<b>47,766</b> permits issued
<i>Of which issued from camps February 2017 to December 31, 2019</i>	<b>39,784</b> permits issued



## Ministry of Labour Syrian Refugee Unit -- Monthly Progress Report

### Highlights

- **7,742** WP's were issued in **December** 2019, the situation returned to applying working according to the comprehensive instructions Document related to the employment of Syrian labour which has been published in the Official Gazette in Issue No. 5549 Date of 2/12/2018.
- During December 2019, **2477** flexible WP's were issued in the construction sector under the umbrella of the General Federation of Jordanian Trade Unions (GFJTU), with total of **31,069** WP's.
- **2,548** flexible WP's were issued in December 2019 in the agriculture sector under the umbrella of the cooperatives, with total of **67,607** WP's.
- The eighth Grace Period for Syrian refugees Work Permits fees waiver has ended on 31 December 2019.
- Ministry of labour has started later in September a grace and correction period on regulation migrant workers in the labour market .
- Group of instructions regarding the formalizing of the labour market in Jordan have been published through the media tools. Demonstrating the terms and procedures.
- Still waiting for the cabinet decision on the extension of the waiver of work permits for Syrian refugees.



## Ministry of Labour Syrian Refugee Unit -- Monthly Progress Report

### Analysis

#### • Work Permit Issuances by Gender

Period	Male	Female	Total
January 1, 2016 to December 31, 2019	168,517 (95.2%)	8,403 (4.8%)	176,920
December , 2019	7,433 (96.0%)	309 (4.0%)	7,742
January 1, 2019 to December 31, 2019	44,986 (94.2%)	2,780 (5.8 %)	47,766

#### • Work Permit Issuances by Type

Type	December 2019	Acc / 2018
First-Time Issuance	1,263	653
Renewal	3,542	1,959
Change of Workplace	912	919
Social Security Purposes <sup>1</sup>	62	83
Recruitment <sup>2</sup>	169	84
Temporary Permits <sup>3</sup>	146	64
Retroactively	1,648	0
<b>total</b>	<b>7,742</b>	<b>3,762</b>

<sup>1</sup>For purposes of collecting the social security entitlements, work permits may be renewed.

<sup>2</sup> Recruitment involves hiring non-Jordanian workers while they are still in their country of origin and bringing them to Jordan for work.

<sup>3</sup>Based on new instructions and a circular related to employment for cash-for-work projects, short-term work permits were introduced.



Ministry of Labour Syrian Refugee Unit -- Monthly Progress Report

• **Work Permit Issuances by Governorate**

<b>Governorate</b>	<b># w p December 2019</b>	<b># w p Acc 2018</b>	<b>Governorate</b>	<b># w p December 2019</b>	<b># w p Acc 2018</b>
Amman	<b>2383</b>	<b>1,384</b>	Karak	<b>47</b>	<b>94</b>
Madaba	45	15	Ma'an	29	13
Irbid	2,951	1,048	Zarqa	1177	849
Jerash	583	276	Mafrq	111	55
Ajloun	332	9	Tafila	64	8
Balqa	18	11	Aqaba	2	0
<b>December 2019</b>	<b>7,742</b>				
<b>Acc 2018</b>	<b>3,762</b>				



Ministry of Labour Syrian Refugee Unit -- Monthly Progress Report

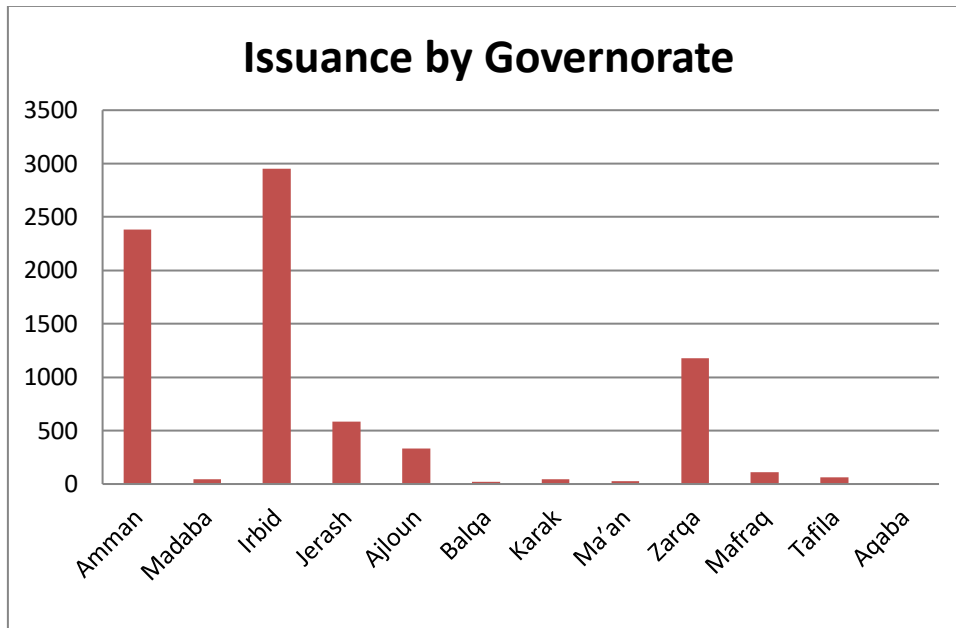


Figure 1: Work Permit Issuances by Governorate December 2019.

- Work Permits December 2019 by Economic Activity, comparing with December 2018.**

Economic Activity/Field	December - 2018	%	December- 2019	%	change
Agriculture, forestry, and fishing	1,535	32.9%	2,771	47.7%	1236
Mining and quarrying	3	0.1%	1	0.0%	-2
Manufacturing	347	7.4%	571	9.8%	224
Electricity, gas, steam and air conditioning	0	0.0%	0	0.0%	0



وزارة العمل

Ministry of Labour Syrian Refugee Unit -- Monthly Progress Report

Water supply, sewage, waste management activities	5	0.1%	25	0.4%	20
Construction	1250	26.8%	2773	47.8%	1523
Wholesale and retail trade; repair of motor vehicles	213	4.6%	305	5.3%	92
Transportation and storage	5	0.1%	8	0.1%	3
Hospitality and food service activities	193	4.1%	536	9.2%	343
Information and communication	0	0.0%	0	0.0%	0
Financial and insurance activities	0	0.0%	0	0.0%	0
Real estate activities	5	0.1%	5	0.1%	0
Professional, scientific and technical activities	13	0.3%	12	0.2%	-1
Administrative and support service activities	28	0.6%	20	0.3%	-8
Public administration and defense; compulsory social	118	2.5%	607	10.5%	489
Education	13	0.3%	4	0.1%	-9
Human health and social work activities	7	0.2%	0	0.0%	-7
Arts, entertainment and recreation	3	0.1%	0	0.0%	-3

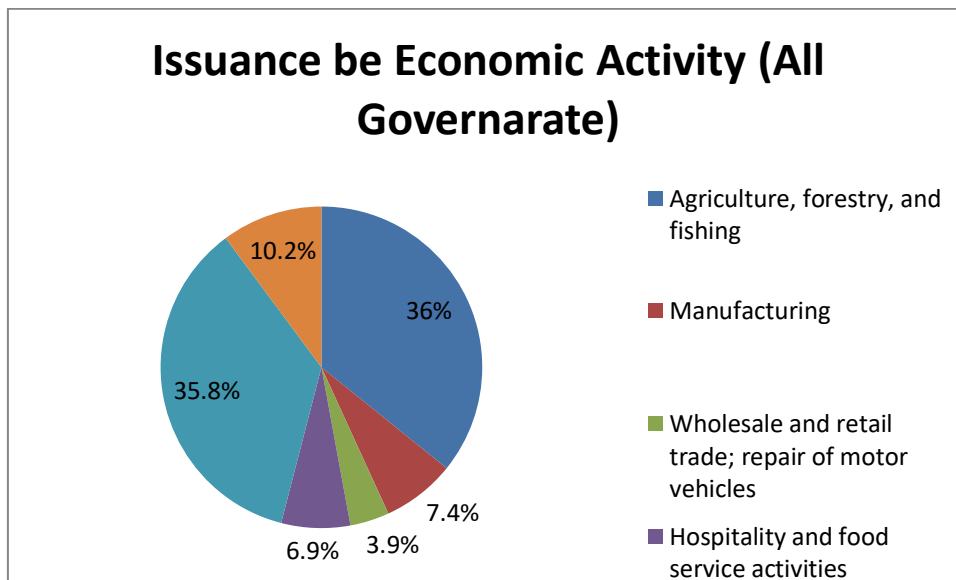


وزارة العمل

Ministry of Labour Syrian Refugee Unit -- Monthly Progress Report

Other service activities	14	0.3%	19	0.3%	5
Activities of households as employers; undifferentiated goods and services-producing activities of households for own use.	10	0.2%	3	0.1%	-7
Activities of extraterritorial organizations and bodies	0	0.0%	82	1.4%	82
<b>Total</b>	<b>3,762</b>	<b>100.0%</b>	<b>7,742</b>	<b>100.0%</b>	<b>3980</b>

Work Permit Issuances by Economic Activity, December 2019 comparing with, December 2018



• Figure 2: Work Permit Issuances by Economic Activity, December 2019.



Ministry of Labour Syrian Refugee Unit -- Monthly Progress Report

- **Work Permit Issuances by Camp acc up to 31/12/2019.**

Camp	Work Permits Issued
Za'atari Camp	26,666
Azraq Camp	11,469
Cyber Camp	84
Mreijeb Camp	1,514
Unknown or Old Record	51
<b>Total</b>	<b>39,784</b>





Ministry of Labour Syrian Refugee Unit -- Monthly Progress Report

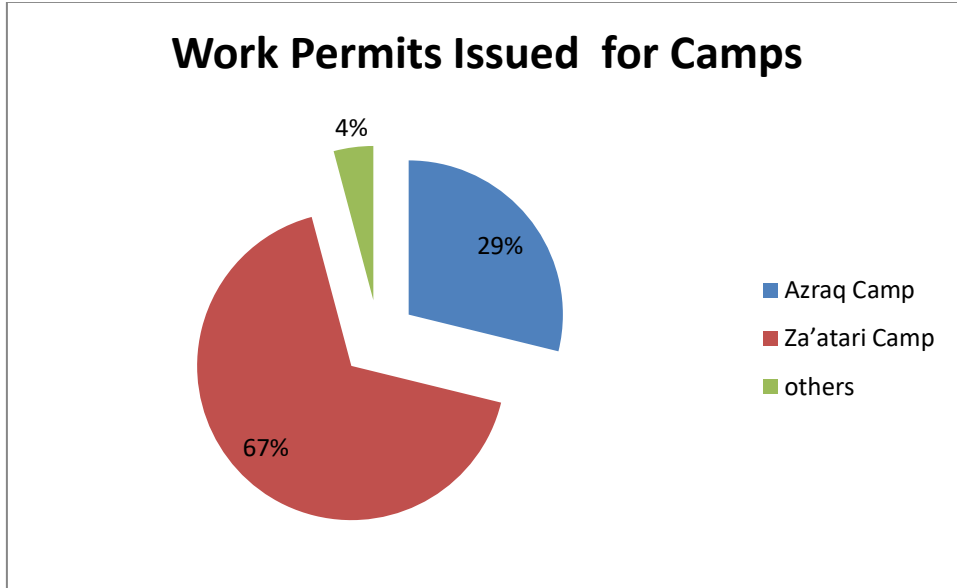


Figure3: Work Permit Issuances by Camp (1/2/2017 to 31/12/2019)