

2018-2019  
Key figures

10K

New Applications in 2018

12K

New Applications in 2019

85

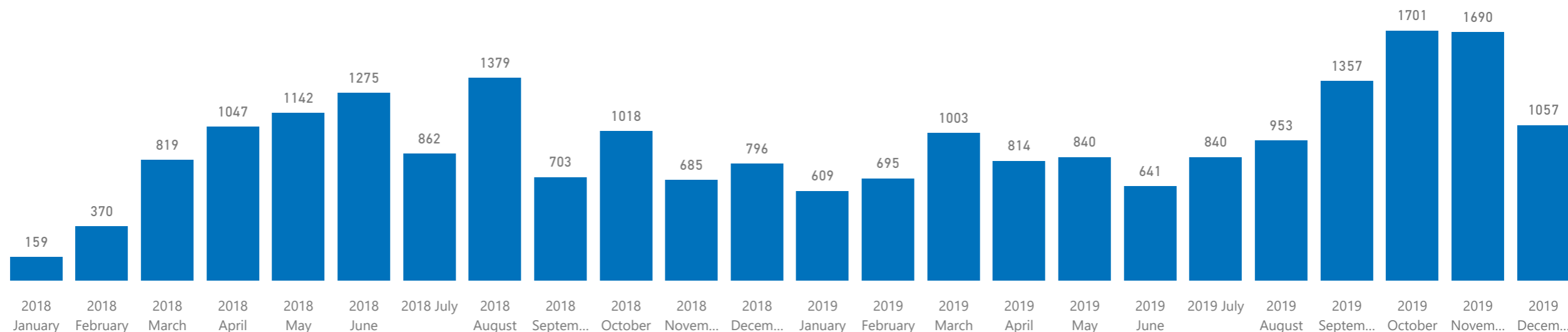
Recognized Refugees in 2018

51

Recognized Refugees in 2019

## Monthly applications since 2018

Applications by Year and Month



## Summary of key trends observed

- In December, as the harsh winter conditions are setting in, the overall number of submitted asylum applications in the Western Balkans (Albania, Bosnia and Herzegovina, Kosovo\*, Montenegro, North Macedonia, Serbia) has decreased by 37%. Similarly, the recorded number of arrivals in the region has decreased by 42.2% compared to the previous month. Similar seasonal trends were observed last year. Furthermore, the reported intentions to apply for asylum is in correlations with the new arrivals decrease from 5'152 to 3'588 persons. This can indicate that the rather lengthy waiting period for the first instance governmental decisions on asylum are possibly adversely affecting their decisions to pursue asylum avenues in the Western Balkans over continuing their journey onwards. Perceptions of prospective asylum-seekers on integration opportunities are thus not very encouraging.

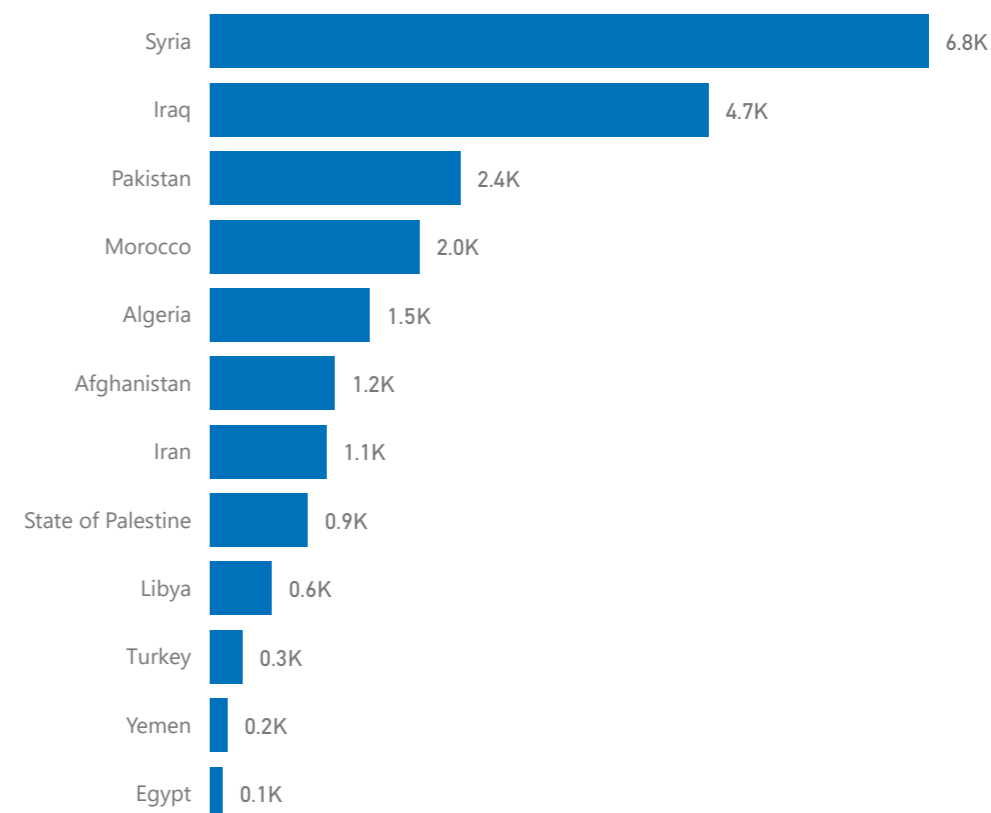
- Latest data revealed that only 6% of the intentions are converted into formal asylum applications. This proportion is now stable over the last months. It is important to analyse and compare this continuing trend with the relevant data on the asylum decisions and their respective grounds once available, at the end of the year.

- Current 2019 asylum processing trend analysis indicate that out of the total of 12'210 applications for asylum, only 282 first instance decisions have been reached (only 2.3% of the overall number of applications). At the same time, out of this limited number of decisions, only 18% of them correlate to granting the refugee status, while 52.5% of applications were rejected.

- The total number of pending decisions recorded stands at above 1467 for December. Most applications were closed, because applicant absconded the asylum procedure. It is important to note that throughout the region in December five cases were granted refugee and six cases were provided with subsidiary protection status.

- Age, gender and vulnerability indicate that number of applications by female asylum seekers and children would indicate they are more impacted by the worsening conditions. In December, women represented 18.8% of total applications compared to November of X%. The December trend analysis indicates some 157 children (only 25 UASC) among applicants compared to X in November.

## Applications in 2018-2019 by country of origin



Kosovo\*: Designations of Kosovo\* are without prejudice to positions on status, and are in line with the United Nations Security Council Resolution 1244 (1999). Data source: SEE Regional Asylum Statistics and UNHCR data available at <https://popstats.unhcr.org>. For further information or any questions concerning this factsheet please contact: Gabriel MATHIEU, [mathieu@unhcr.org](mailto:mathieu@unhcr.org). In most cases, data for this factsheet is provided by country level governmental institutions. Retroactive changes in data may occur.



**2019**  
Key figures

**12K**  
New Applications of which:

**295**  
Unaccompanied or separated children\*

**51**  
Recognized Refugees

**83**  
Subsidiary Protection

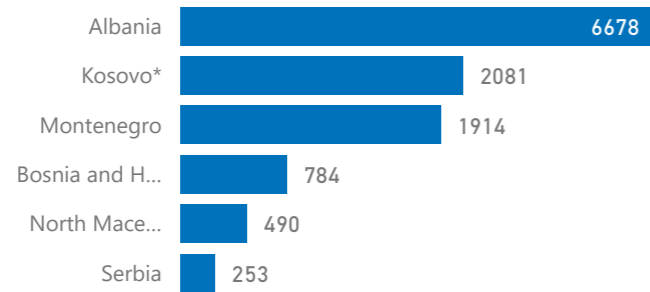
**148**  
Rejected

**3567**  
Closed cases

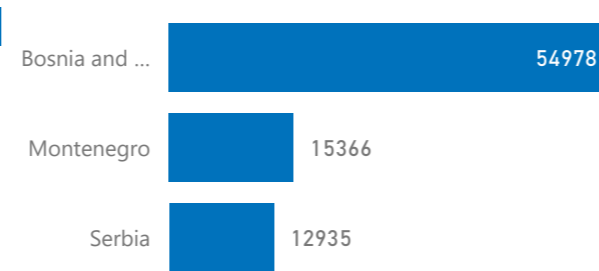
\*disaggregated figures by age/gender are not always available

## 2019 New Applications Regional Trends

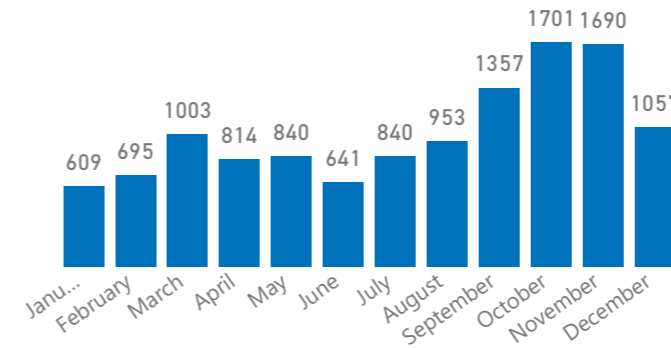
Total 2019 New Asylum Applications by Country of Asylum



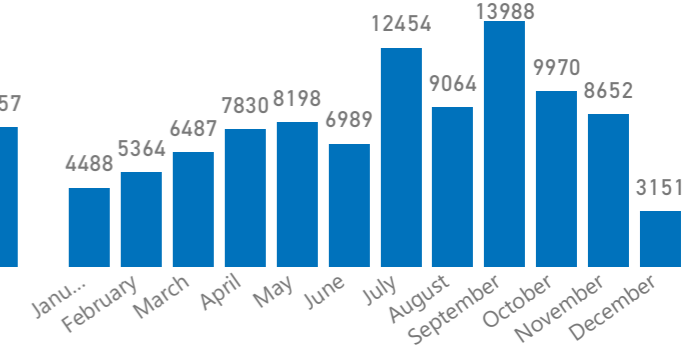
Total 2019 Asylum Intentions by Country of Asylum



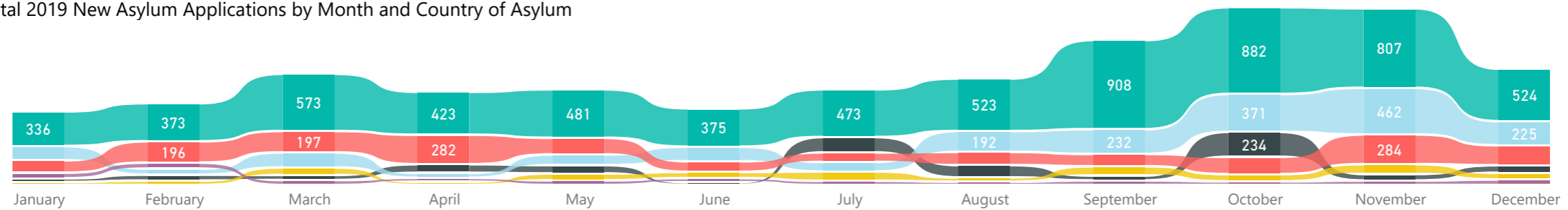
Total 2019 New Asylum Applications by Month



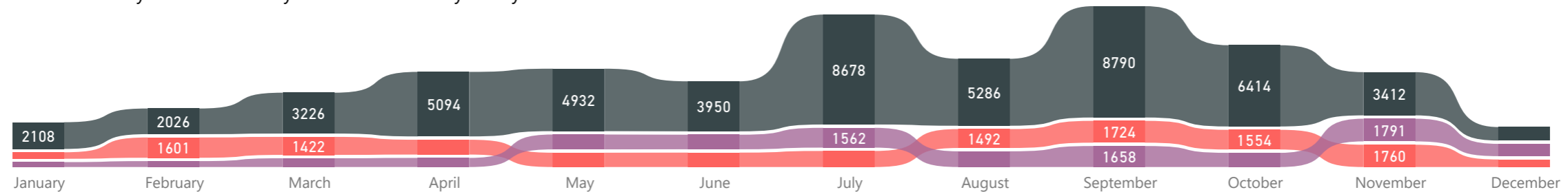
Total 2019 New Asylum Intentions by Month



Total 2019 New Asylum Applications by Month and Country of Asylum



Total 2019 New Asylum Intentions by Month and Country of Asylum

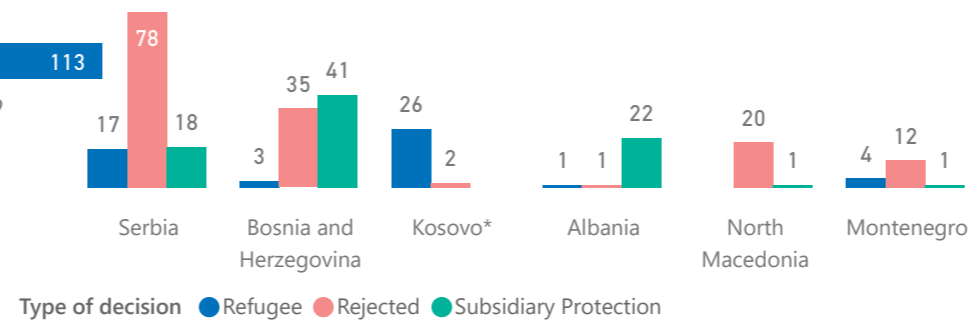


## 2019 First Instance Decisions Trends

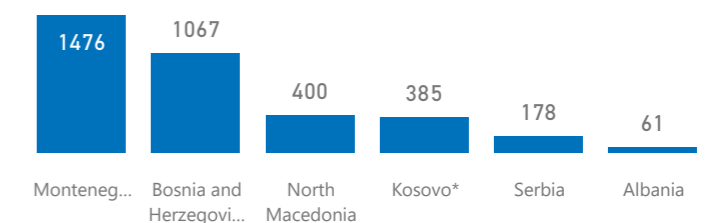
2019 Total Decisions by Country of Asylum



2019 First instance Decisions by Type and Country



2019 Total Otherwise Closed Applications by Country



Kosovo\*: Designations of Kosovo\* are without prejudice to positions on status, and are in line with the United Nations Security Council Resolution 1244 (1999).

Data source: SEE Regional Asylum Statistics and UNHCR data available at <https://popstats.unhcr.org>. For further information or any questions concerning this factsheet please contact: Gabriel Mathieu, mathieu@unhcr.org

In most cases, data for this factsheet is provided by country level governmental institutions. Retroactive changes in data may occur.



December  
2019  
Key figures\*

**1057**  
New Applications



**77**  
Women



**157**  
Children including:

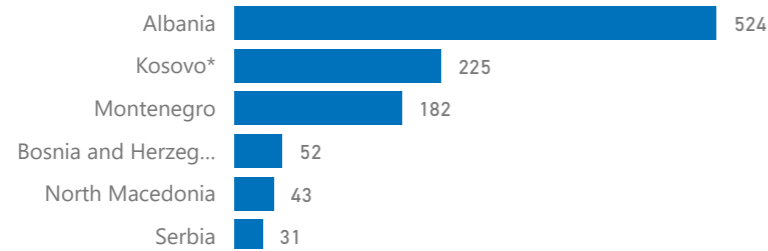
**25**

Unaccompanied or separated child(ren)

\*disaggregated figures by age/gender are not always available

### Monthly New Applications

Monthly New Asylum Applications by Country of Asylum

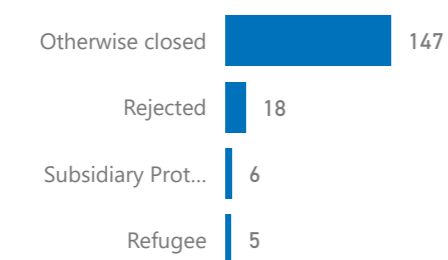


Monthly New Intentions to Seek Asylum by Reporting Country

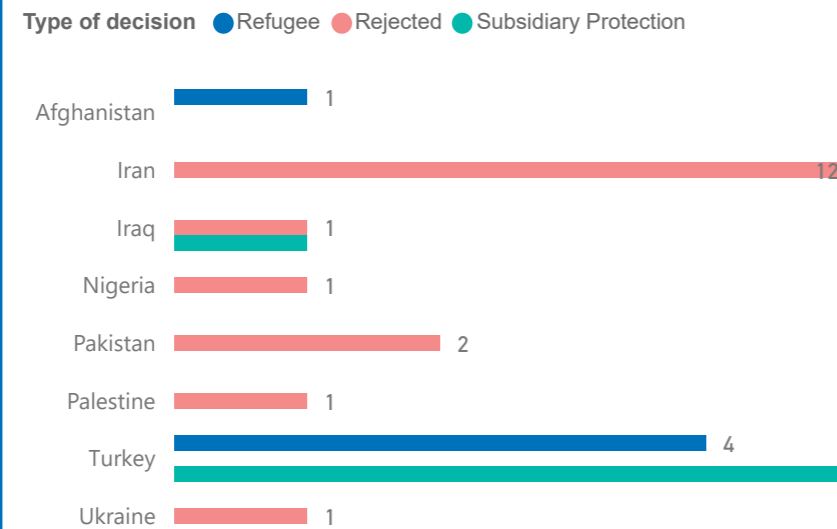


### Monthly First Instance Decisions

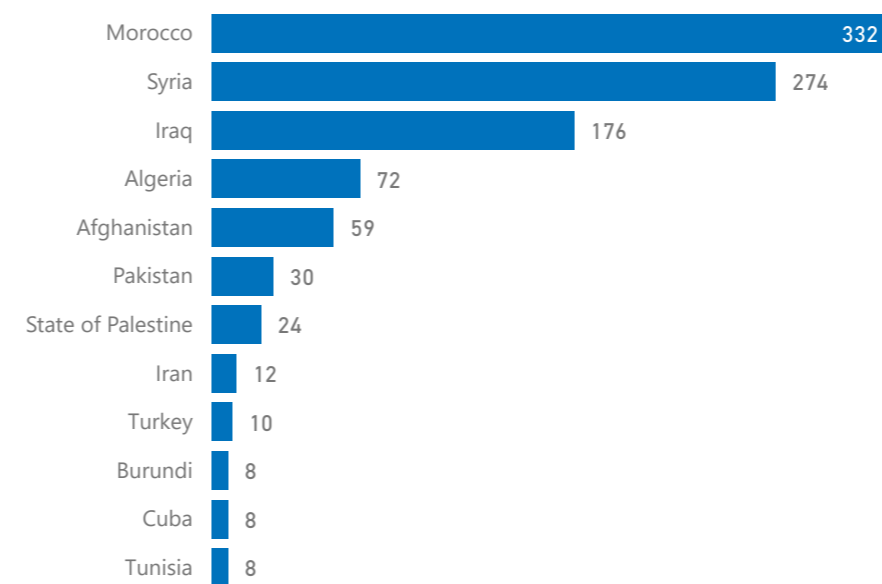
Monthly Decisions by Type of Decision



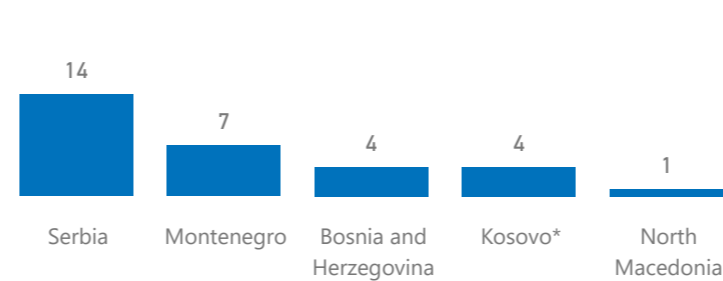
Monthly Type of Decisions by Nationality



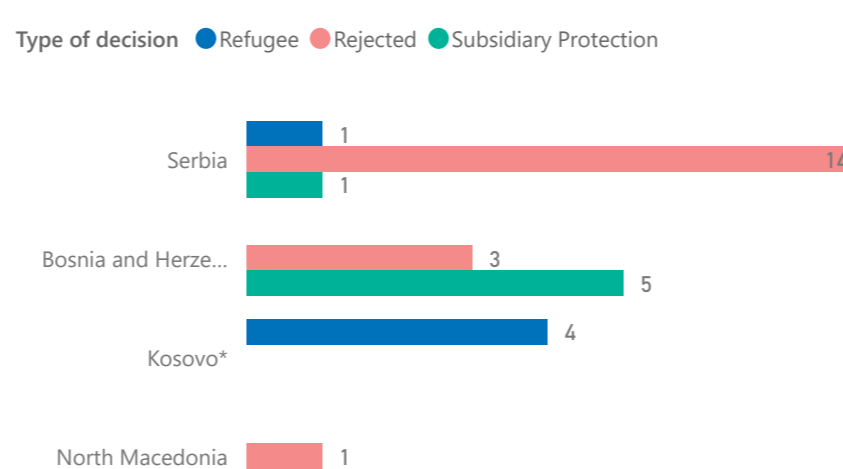
Monthly New Asylum Applications by Country of Origin (Top 10)



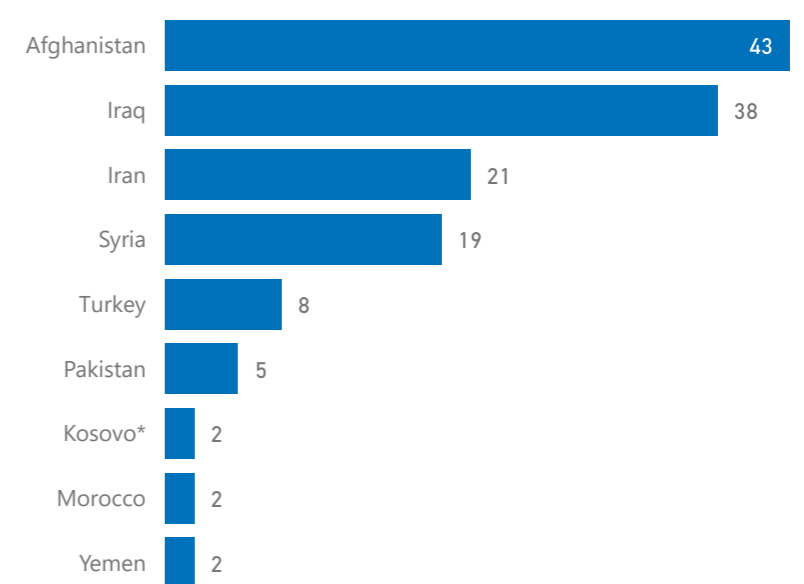
Monthly Interviews by Country of Asylum



Monthly Decisions by Country of Asylum and Type of Decision



Monthly Otherwise Closed Applications by Nationality (Top 10)

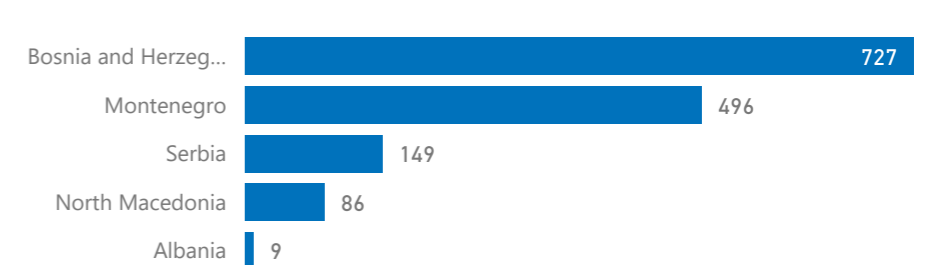


Average Length of Procedure (days) by Country

between application and decision

Montenegro	28
Kosovo*	92
Bosnia and Herzegovina	209

Total Pending Asylum Applications by Country of Asylum



Albania has not provided any pending cases information for August

Kosovo\*: Designations of Kosovo\* are without prejudice to positions on status, and are in line with the United Nations Security Council Resolution 1244 (1999).

Data source: SEE Regional Asylum Statistics and UNHCR data available at <https://popstats.unhcr.org>. For further information or any questions concerning this factsheet please contact: Gabriel MATHIEU, [mathieu@unhcr.org](mailto:mathieu@unhcr.org)

In most cases, data for this factsheet is provided by country level governmental institutions. Retroactive changes in data may occur.