

INTENTIONS SURVEY

IDP AREAS OF ORIGIN AL-ANBAR GOVERNORATE

CONTEXT AND METHODS

Between 2013 and 2017, intensification of conflict in north and central Iraq resulted in large scale displacement. Since mid-2018 and throughout 2019, Internally Displaced Person (IDP) rates of return to their Area of Origin (AoO) across Iraq slowed down, with 1.6 million IDPs remaining in displacement as of July 2019.¹ Of these, approximately 59,000 IDPs are estimated to be residing in informal sites, and a further 353,000 in 93 formal camps across the country at the time of data collection.^{2,3}

This trend has highlighted the need for greater information on movement intentions to better understand barriers to returning, requisite conditions for safe and voluntary return, as well as the extent to which intentions vary based on where IDPs are from. To address this information gap, REACH, in partnership with the Iraq Camp Coordination and Camp Management (CCCM) Cluster, conducted intentions surveys of IDP households living in formal camps and informal sites. These took place between 17 June and 20 August for in-camp locations, and between 4 September and 12 October for informal sites, concurrent with other REACH assessments (Camp Profiling XII and RASP VIII).

A total of 3,210 IDP households were assessed across 49 formal camps and 2,114 IDP households across 38 informal sites in Al-Anbar, Baghdad, Dahuk, Diyala, Erbil, Kerbala, Kirkuk, Ninewa, Salah al-Din, Al-Sulaymaniyah and Wassit governorates. Households were randomly sampled to allow findings to be generalizable with a 90% level of confidence and 10% margin of error at the camp and informal site level.

This factsheet presents findings for all IDP households in formal camps and informal sites that reported originating from Al-Anbar governorate. A total of 282 IDP households reporting to originate from Al-Anbar governorate were interviewed. Of those households, 202 were still located in Al-Anbar governorate during the time of data collection. At the governorate of origin and district of origin levels, findings are generalizable with a minimum 90% level of confidence and maximum 10% margin of error. This level is guaranteed for all questions that apply to the entire surveyed population. Findings relating to a subset of the population may have a lower confidence level, wider margin of error, or may be indicative only.⁴

Full details on the methodology are included in the [Terms of Reference](#).

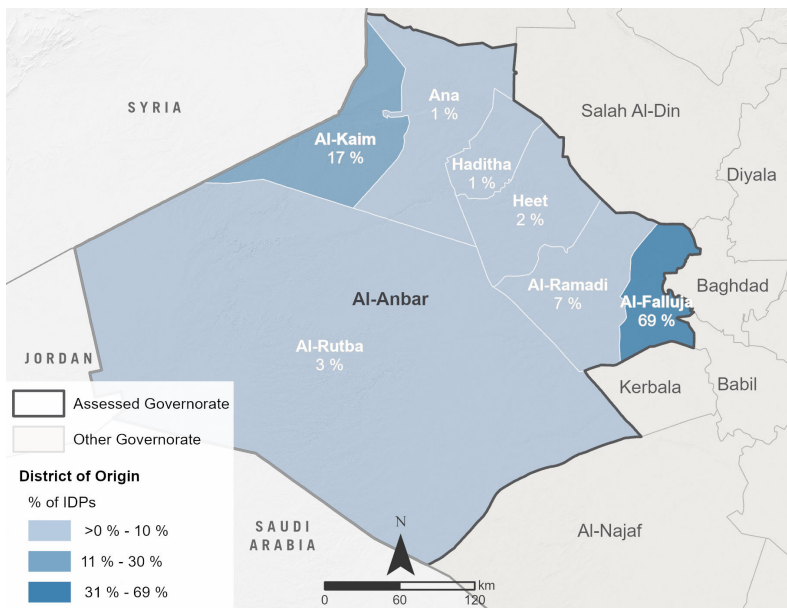
MOVEMENT INTENTIONS DURING THE 12 MONTHS FOLLOWING DATA COLLECTION



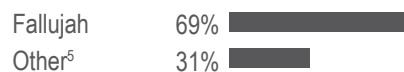
22% of IDP households reported that they intended to return to their AoO within 12 months following data collection, compared to 13% within 3 months.

DISPLACEMENT DEMOGRAPHICS

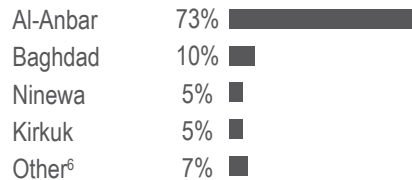
MAP: DISTRICT OF ORIGIN WITHIN AL-ANBAR



District of Origin:



Government of Displacement:



¹IOM, [Displacement Tracking Matrix](#) (July 2019)
²IOM, [Integrated Location Assessment IV](#) and the RASP informal site assessment. [Informal sites are defined as: places not built to accommodate the displaced but that are serving that purpose, where authorities are not responsible for management and administration and there are at least five households. In these sites, services and assistance may be available but are not provided regularly.](#)
³National CCCM Cluster Reporting, as of July 2019.

⁴ With a minimum 90% confidence level and 10% margin of error in order not to be indicative. When findings are based on a small subset of the sample population they should be considered indicative rather than statistically generalizable. In these cases, findings will be reported as number of households, and not percentages.
⁵ 'Other' include Ana, Haditha, Qaim, Ramadi and Rutba districts. Findings for 'other' are based on a small subset of the sample population and should be considered indicative.
⁶ 'Other' include Al-Sulaymaniyah, Salah al-Din, Erbil, Diyala and Wassit governorates.

MOVEMENT INTENTIONS BY DISTRICT OF ORIGIN

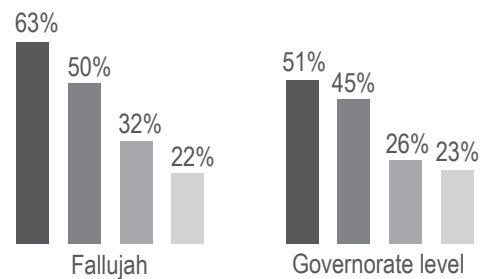
Movement intentions of IDP households during the 12 months following data collection:

	Remain in current location	Return to AoO	Move to another location	Do not know
Fallujah	53%	20%	0%	27%
Governorate level	49%	22%	0%	29%

REASONS NOT TO RETURN TO AREA OF ORIGIN

Top four reported reasons for not intending to return (among IDP households not intending to return):⁷

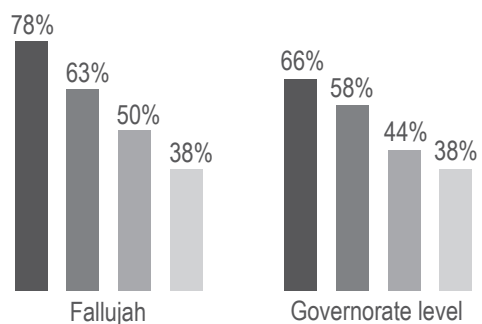
- Fear and trauma associated with AoO
- Home has been damaged/destroyed
- Perceived lack of security forces in AoO
- No financial means to return



NEEDS TO RETURN TO AREA OF ORIGIN

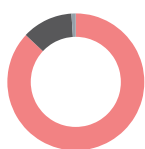
Top four factors that IDP households reported could enable return to their AoO:⁷

- Safety and security in AoO increasing
- Information on the conditions in AoO
- Availability of basic services in AoO
- Rehabilitation / Reconstruction of homes in AoO



PERCEPTIONS OF SHELTER CONDITIONS IN AREA OF ORIGIN

Reported level of damage to shelter in AoO:



- 87% Completely destroyed/heavily damaged
- 12% Partially damaged
- 0% Undamaged
- 1% Do not know

Proportion of IDP households reporting that their shelter was completely destroyed or heavily damaged, originating from Fallujah:



Fear and trauma associated with the AoO was the most commonly reported reason not to return by IDP households (51%), indicating the potential need for psychosocial support to enable a safe return. The second most reported reason not to return to the AoO was associated with shelter being completely destroyed or damaged (45%), which echoes the high proportion of IDP households reporting their shelter to be completely destroyed or heavily damaged (87%). While rehabilitation of shelter is the fourth most reported need to return (30%), other common reported needs to return were to improve safety and security in the AoO (78%), improve access to information (63%) and to improve the availability of basic services (50%). **These findings highlight the need to provide psychosocial support, livelihood intervention and improve access to information on conditions in AoO, to enable a safe and durable return for IDP households originating from AI-Anbar.**

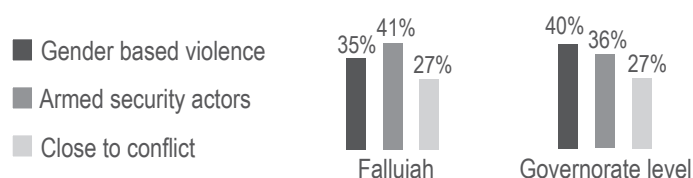
⁷ Respondents could provide multiple reasons. Therefore, results may exceed 100%.

PERCEPTIONS OF SAFETY CONDITIONS IN AOO BY DISTRICT OF ORIGIN

Proportion of IDP households that reported to have concerns about safety in their AoO:⁷

	Have no or little concerns	Have concerns about safety	Do not know	Decline to answer
Fallujah	16%	50%	34%	0%
Governorate level	16%	58%	26%	0%

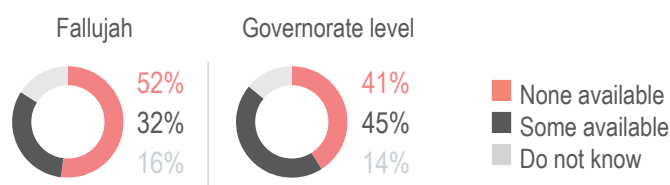
Top three reported reasons for having safety concerns (among IDP households with concerns):⁷



Gender based violence was the most commonly safety concern reported by IDP households at governorate level (40%). Other main safety concerns reported at governorate level and in Fallujah district were directly linked to conflict: perceived presence of armed security actors (36%) and AoO being close to conflict (27%).

PERCEPTIONS OF SERVICES AND ASSISTANCE IN AOO BY DISTRICT OF ORIGIN:

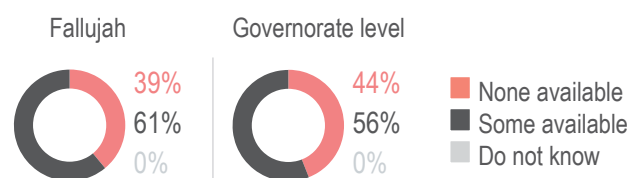
Perceived availability of basic services in AoO:



At the governorate level, **45% of IDP households perceived that basic services were available in their AoO.** In Fallujah, basic services were perceived less available according to IDP households (32%).

Among IDP households perceiving an availability of basic services in their AoO, the most frequently reported services were: **water (98%), electricity (95%) and waste disposal (66%).**⁷ As mentioned above, 44% of IDP households reported that availability of basic services could enable their return.

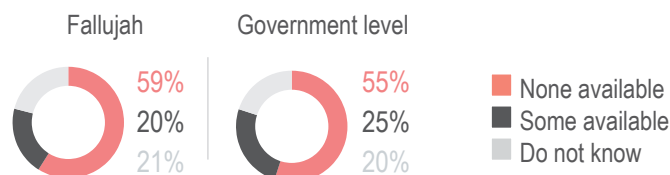
Perceived availability of livelihood opportunities in AoO:



At the governorate level, **56% of IDP households perceived that livelihood opportunities were available in their AoO at the time of data collection.** This was slightly higher in Fallujah (61%).

Among them, the most frequently reported employment sectors, were: **agriculture (82%), government (32%) and construction (31%).**⁷

Perceived availability of assistance in AoO:



At the governorate level, **55% of IDP households perceived that assistance was provided in their AoO.** Trends across districts of origin were similar.

Among them, the most frequently reported types were: **food assistance (93%), cash distribution (83%) and NFI distribution (58%).**⁷ Assistance was mainly reported to have been provided by humanitarian actors.

⁷ Respondents could select multiple options. Therefore, results may exceed 100%.

INTENTIONS SURVEY

IDP AREAS OF ORIGIN BABIL GOVERNORATE

CONTEXT AND METHODS

Between 2013 and 2017, intensification of conflict in north and central Iraq resulted in large scale displacement. Since mid-2018 and throughout 2019, Internally Displaced Person (IDP) rates of return to their Area of Origin (AoO) across Iraq slowed down, with 1.6 million IDPs remaining in displacement as of July 2019.¹ Of these, approximately 59,000 IDPs are estimated to be residing in informal sites, and a further 353,000 in 93 formal camps across the country at the time of data collection.^{2,3}

This trend has highlighted the need for greater information on movement intentions to better understand barriers to returning, requisite conditions for safe and voluntary return, as well as the extent to which intentions vary based on where IDPs are from. To address this information gap, REACH, in partnership with the Iraq Camp Coordination and Camp Management (CCCM) Cluster, conducted intentions surveys of IDP households living in formal camps and informal sites. These took place between 17 June and 20 August for in-camp locations, and between 4 September and 12 October for informal sites, concurrent with other REACH assessments (Camp Profiling XII and RASP VIII).

A total of 3,210 IDP households were assessed across 49 formal camps and 2,114 IDP households across 38 informal sites in Al-Anbar, Baghdad, Dahuk, Diyala, Erbil, Kerbala, Kirkuk, Ninewa, Salah al-Din, Al-Sulaymaniyah and Wassit governorates. Households were randomly sampled to allow findings to be generalizable with a 90% level of confidence and 10% margin of error at the camp and informal site level.

This factsheet presents findings for all IDP households in formal camps and informal sites that reported originating from Babil governorate. A total of 388 IDP households reporting to originate from Babil governorate were interviewed. None of those households was still located in Babil governorate during the time of data collection. At the governorate of origin and district of origin levels, findings are generalizable with a minimum 90% level of confidence and maximum 10% margin of error. This level is guaranteed for all questions that apply to the entire surveyed population. Findings relating to a subset of the population may have a lower confidence level, wider margin of error, or may be indicative only.⁴

Full details on the methodology are included in the [Terms of Reference](#).

MOVEMENT INTENTIONS DURING THE 12 MONTHS FOLLOWING DATA COLLECTION

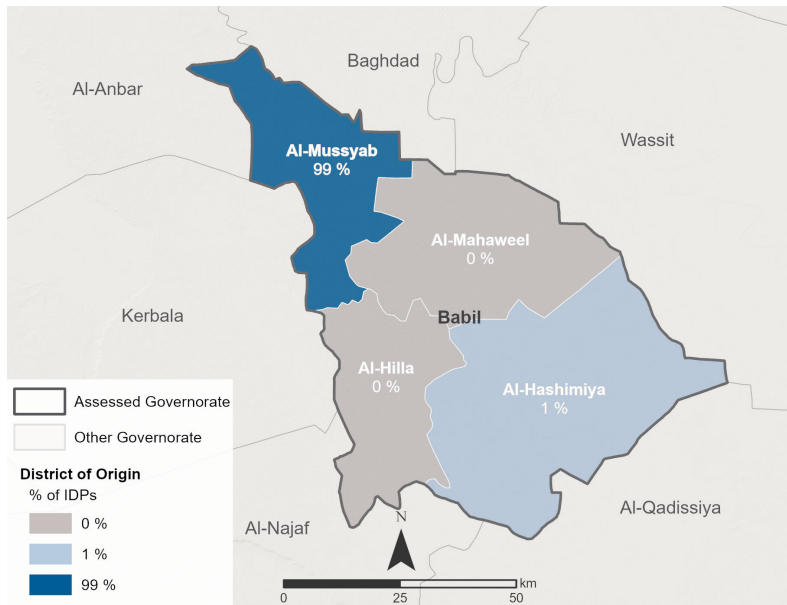


78% Remain in current location
9% Return to AoO
13% Move to another location
0% Do not know

A low proportion of IDP households reported that they intended to return to their AoO within the 12 months following data collection (9%), and within 3 months (4%).

DISPLACEMENT DEMOGRAPHICS

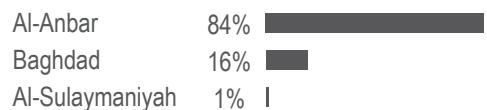
MAP: DISTRICT OF ORIGIN WITHIN BABIL



District of Origin:



Governorate of displacement:



¹IOM, [Displacement Tracking Matrix](#) (July 2019)

²IOM, [Integrated Location Assessment IV](#) and the RASP informal site assessment. [Informal sites are defined as: places not built to accommodate the displaced but that are serving that purpose, where authorities are not responsible for management and administration and there are at least five households. In these sites, services and assistance may be available but are not provided regularly.](#)

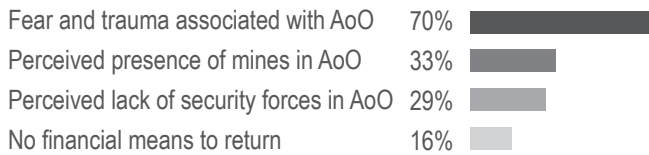
³National CCCM Cluster Reporting, as of July 2019.

⁴With a minimum 90% confidence level and 10% margin of error in order not to be indicative. When findings are based on a small subset of the sample population they should be considered indicative rather than statistically generalizable. In these cases, findings will be reported as number of households, and not percentages.



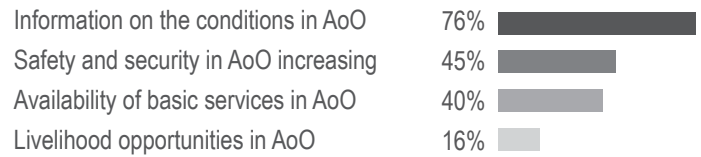
REASONS NOT TO RETURN TO AREA OF ORIGIN

Top four reported reasons for not intending to return (among IDP households not intending to return):⁵



NEEDS TO RETURN TO AREA OF ORIGIN

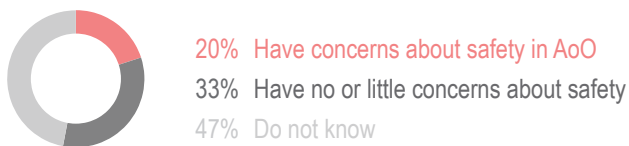
Top four factors that IDP households reported could enable return to their AoO:⁵



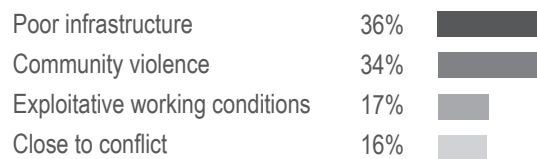
The main reasons indicated by IDP households for not returning to their AoO were mainly linked to the conflict: fear and trauma associated with AoO (70%), perceived presence of mines in AoO (33%), and a perceived lack of security forces in AoO (29%). While security concerns were the main reasons not to return, the needs reported in order to enable IDP households to return were linked to the conditions in their AoO. IDP households cited the need to get information on the conditions in their AoO (76%), to increase safety and security conditions (45%) as well as improving the availability of basic services (40%). **This highlights the need to inform conditions of return in Babil governorate, to improve the access to basic services and livelihood opportunities and about security and safety conditions in their AoO, as almost half of IDP households consistently reported not knowing the conditions in their AoO in terms of security, basic services and assistance provided.**

PERCEPTIONS OF SAFETY CONDITIONS IN AREA OF ORIGIN

Proportion of IDP households that reported having concerns about safety in their AoO:⁵

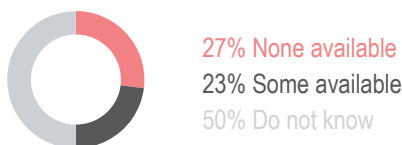


Top four reported reasons for having safety concerns (among IDP households with concerns):⁵



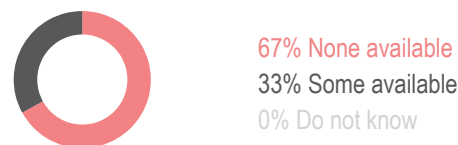
PERCEPTIONS OF SERVICES AND ASSISTANCE IN AREA OF ORIGIN

Perceived availability of basic services in AoO:



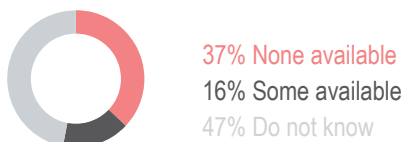
The top three reported services (among IDP households perceiving an availability of basic services) were: **water (83%), electricity (74%) and waste disposal (30%).**⁵

Perceived availability of livelihood opportunities in AoO:



The top three reported employment sectors (among IDP households perceiving an availability of livelihood opportunities) at the time of data collection were: **agriculture (64%), vocational (18%) and transportation (16%).**⁵

Perceived availability of assistance in AoO:



The top three reported types of assistance (among IDP households perceiving that assistance was distributed) were: **food assistance (91%), cash distribution (44%) and NFI distribution (17%).**⁵

Around half of IDP households from Babil reported not knowing what were the security conditions in their AoO (47%), nor the availability of basic services (50%) or assistance (47%). This fits with the reported need for information about conditions in their AoO (76%) to enable their return.

⁵ Respondents could provide multiple reasons. Therefore, results may exceed 100%.

INTENTIONS SURVEY

IDP AREAS OF ORIGIN DIYALA GOVERNORATE

CONTEXT AND METHODS

Between 2013 and 2017, intensification of conflict in north and central Iraq resulted in large scale displacement. Since mid-2018 and throughout 2019, Internally Displaced Person (IDP) rates of return to their Area of Origin (AoO) across Iraq slowed down, with 1.6 million IDPs remaining in displacement as of July 2019.¹ Of these, approximately 59,000 IDPs are estimated to be residing in informal sites, and a further 353,000 in 93 formal camps across the country at the time of data collection.^{2,3}

This trend has highlighted the need for greater information on movement intentions to better understand barriers to returning, requisite conditions for safe and voluntary return, as well as the extent to which intentions vary based on where IDPs are from. To address this information gap, REACH, in partnership with the Iraq Camp Coordination and Camp Management (CCCM) Cluster, conducted intentions surveys of IDP households living in formal camps and informal sites. These took place between 17 June and 20 August for in-camp locations, and between 4 September and 12 October for informal sites, concurrent with other REACH assessments (Camp Profiling XII and RASP VIII).

A total of 3,210 IDP households were assessed across 49 formal camps and 2,114 IDP households across 38 informal sites in Al-Anbar, Baghdad, Dahuk, Diyala, Erbil, Kerbala, Kirkuk, Ninewa, Salah al-Din, Al-Sulaymaniyah and Wassit governorates. Households were randomly sampled to allow findings to be generalizable with a 90% level of confidence and 10% margin of error at the camp and informal site level.

This factsheet presents findings for all IDP households in formal camps and informal sites that reported originating from Diyala governorate. A total of 214 IDP households reporting to originate from Diyala governorate were interviewed. Of those households, 181 were located in Diyala governorate during the time of data collection. At the governorate of origin and district of origin levels, findings are generalizable with a minimum 90% level of confidence and maximum 10% margin of error. This level is guaranteed for all questions that apply to the entire surveyed population. Findings relating to a subset of the population may have a lower confidence level, wider margin of error, or may be indicative only.⁴

Full details on the methodology are included in the [Terms of Reference](#).

MOVEMENT INTENTIONS DURING THE 12 MONTHS FOLLOWING DATA COLLECTION

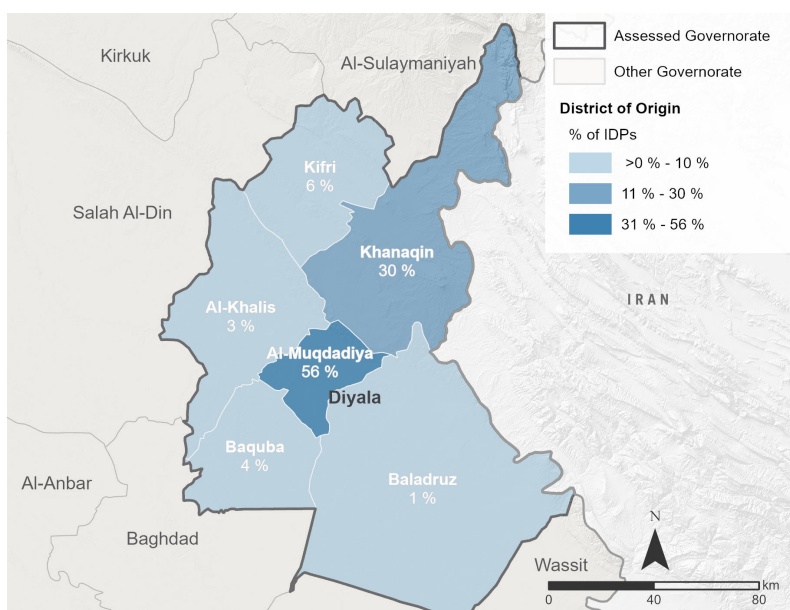


44% Remain in current location
6% Return to AoO
0% Move to another location
50% Do not know

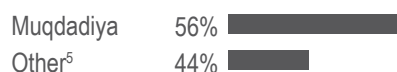
A very low proportion of IDP households reported an intention to return to their AoO within three and 12 months following data collection (2% and 6% respectively), while half of IDP households reported uncertainty regarding their future movement within the 12 months following data collection.

DISPLACEMENT DEMOGRAPHICS

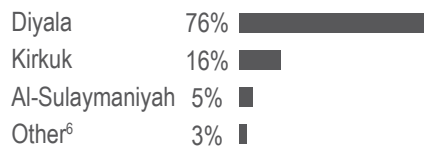
MAP: DISTRICT OF ORIGIN WITHIN DIYALA



District of Origin:



Government of Displacement:



¹IOM, [Displacement Tracking Matrix](#) (July 2019)

²IOM, [Integrated Location Assessment IV](#) and the RASP informal site assessment. [Informal sites are defined as: places not built to accommodate the displaced but that are serving that purpose, where authorities are not responsible for management and administration and there are at least five households. In these sites, services and assistance may be available but are not provided regularly.](#)

³National CCCM Cluster Reporting, as of July 2019.

⁴ With a minimum 90% confidence level and 10% margin of error in order not to be indicative. When findings are based on a small subset of the sample population they should be considered indicative rather than statistically generalizable. In these cases, findings will be reported as number of households, and not percentages.

⁵ 'Other' include Al-Khalis, Al-Thawra, Baladruz, Baquba, Khanaqin and Kifri districts. Findings for 'other' are based on a small subset of the sample population and should be considered indicative.

⁶ 'Other' include Al-Anbar, Ninewa and Salah al-Din governorates.



MOVEMENT INTENTIONS BY DISTRICT OF ORIGIN

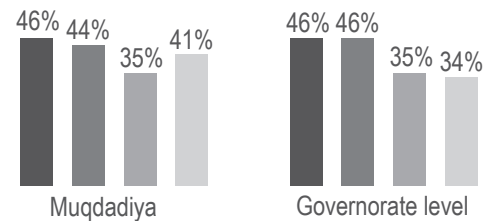
Movement intentions of IDP households during the 12 months following data collection:

	Remain in current location	Return to AoO	Move to another location	Do not know
Muqdadiya	34%	2%	1%	63%
Governorate level	44%	6%	0%	50%

REASONS NOT TO RETURN TO AREA OF ORIGIN

Top four reported reasons for not intending to return (among IDP households) not intending to return:⁷

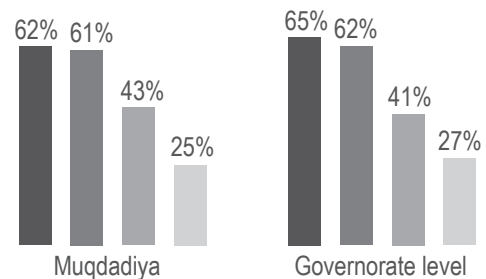
- Home has been damaged/destroyed
- No financial means to return
- Perceived lack of livelihood/income generating activities
- Fear of discrimination in AoO



NEEDS TO RETURN TO AREA OF ORIGIN

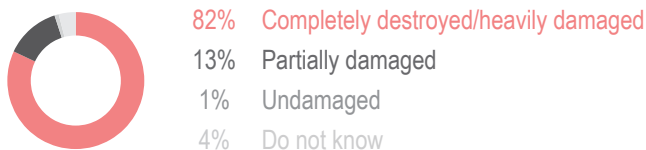
Top four factors that IDP households reported could enable return to their AoO:⁷

- Rehabilitation / Reconstruction of homes in AoO
- Safety and security in AoO increasing
- Furniture and non-food items
- Livelihood opportunities in AoO



PERCEPTIONS OF SHELTER CONDITIONS IN AREA OF ORIGIN

Reported level of damage to shelter in AoO:



Proportion of IDP households reporting that their shelter was completely destroyed or heavily damaged, originating from Muqdadiya:



Shelter and livelihood conditions in AoO were frequently indicated as a main influence on intentions to return for IDP households from Diyala. A high proportion of IDP households cited rehabilitation and reconstruction of their home in AoO as a main need to enable return (65%) and almost half indicated their house being damaged or destroyed as a reason not to return (46%). This echoes the high proportion of IDP households indicating that their home was completely destroyed or heavily damaged (82%). **Furniture and Non-Food Items (NFI) were also commonly indicated by IDP households as a need to enable their return, which indicated the need to focus interventions on shelter rehabilitation and NFI distributions.** The lack of financial means to return to their AoO, combined with the perceived lack of livelihood opportunities, were also frequently cited as reasons for not intending to return (46% and 35% respectively). In addition, almost a third (27%) reported livelihood opportunities in AoO as a need to enable return. **These findings also underline the priority for livelihood interventions in Diyala.**

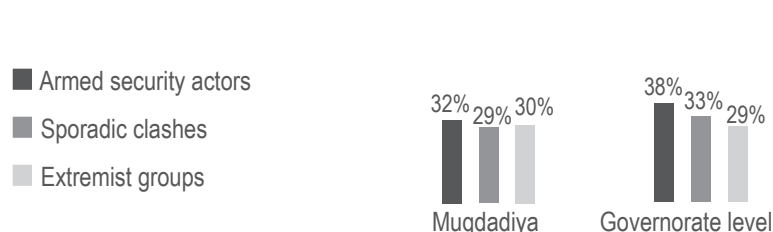
⁷ Respondents could provide multiple reasons. Therefore, results may exceed 100%.

PERCEPTIONS OF SAFETY CONDITIONS IN AOO BY DISTRICT OF ORIGIN

Proportion of IDP households that reported to have concerns about safety in their AoO:⁷

	Have no or little concerns	Have concerns about safety	Do not know	Decline to answer
Muqdadiya	31%	49%	20%	0%
Governorate level	29%	56%	15%	0%

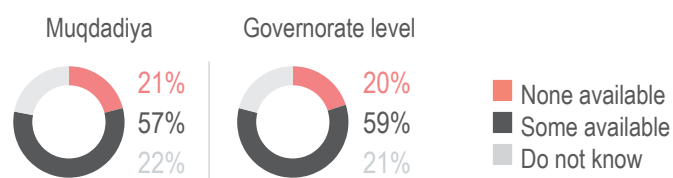
Top three reported reasons for having safety concerns (among IDP households with concerns):⁷



More than half of IDP households (56%) originating from Diyala reported having concerns about safety in their AoO. Of the IDP households reporting safety concerns, security-related issues were the main indicated reasons. They included the perceived presence of armed security actors (38%), sporadic clashes (33%) and the perceived presence of extremist groups (29%).

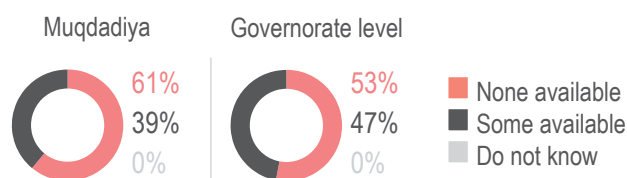
PERCEPTIONS OF SERVICES AND ASSISTANCE IN AOO BY DISTRICT OF ORIGIN:

Perceived availability of basic services in AoO:



At the governorate level, 59% of IDP households perceived that basic services were available in their AoO. Among them, the most frequently reported services were: electricity (98%), water (98%) and education (80%).⁷

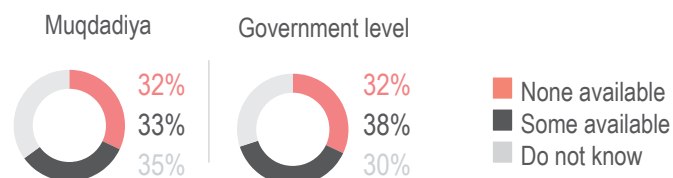
Perceived availability of livelihood opportunities in AoO:



At the governorate level, 47% of IDP households perceived that livelihood opportunities were available in their AoO at the time of data collection. Reported availability of livelihood opportunities was lower in Muqdadiya (39%).

Among them, the most frequently reported employment sectors, were: agriculture (77%), government (44%) and construction (39%).⁷

Perceived availability of assistance in AoO:



At the governorate level, 38% of IDP households perceived that assistance was provided in their AoO. Trends across districts of origin were similar.

Among them, the most frequently reported types were: food assistance (99%), cash distribution (31%) and NFI distribution (10%).⁷ Assistance was mainly reported to have been provided by humanitarian actors.

⁷ Respondents could select multiple options. Therefore, results may exceed 100%.

INTENTIONS SURVEY

IDP AREAS OF ORIGIN KIRKUK GOVERNORATE

CONTEXT AND METHODS

Between 2013 and 2017, intensification of conflict in north and central Iraq resulted in large scale displacement. Since mid-2018 and throughout 2019, Internally Displaced Person (IDP) rates of return to their Area of Origin (AoO) across Iraq slowed down, with 1.6 million IDPs remaining in displacement as of July 2019.¹ Of these, approximately 59,000 IDPs are estimated to be residing in informal sites, and a further 353,000 in 93 formal camps across the country at the time of data collection.^{2,3}

This trend has highlighted the need for greater information on movement intentions to better understand barriers to returning, requisite conditions for safe and voluntary return, as well as the extent to which intentions vary based on where IDPs are from. To address this information gap, REACH, in partnership with the Iraq Camp Coordination and Camp Management (CCCM) Cluster, conducted intentions surveys of IDP households living in formal camps and informal sites. These took place between 17 June and 20 August for in-camp locations, and between 4 September and 12 October for informal sites, concurrent with other REACH assessments (Camp Profiling XII, and RASP VIII).

A total of 3,210 IDP households were assessed across 49 formal camps and 2,114 IDP households across 38 informal sites in Al-Anbar, Baghdad, Dahuk, Diyala, Erbil, Kerbala, Kirkuk, Ninewa, Salah al-Din, Al-Sulaymaniyah and Wassit governorates. Households were randomly sampled to allow findings to be generalizable with a 90% level of confidence and 10% margin of error at the camp and informal site level.

This factsheet presents findings for all IDP households in formal camps and informal sites that reported originating from Kirkuk governorate. A total of 560 IDP households reporting to originate from Kirkuk governorate were interviewed. Of those households, 392 were located in Kirkuk governorate during the time of data collection. At the governorate of origin and district of origin levels, findings are generalizable with a minimum 90% level of confidence and maximum 10% margin of error. This level is guaranteed for all questions that apply to the entire surveyed population. Findings relating to a subset of the population may have a lower confidence level, wider margin of error, or may be indicative only.⁴

Full details on the methodology are included in the [Terms of Reference](#).

MOVEMENT INTENTIONS DURING THE 12 MONTHS FOLLOWING DATA COLLECTION

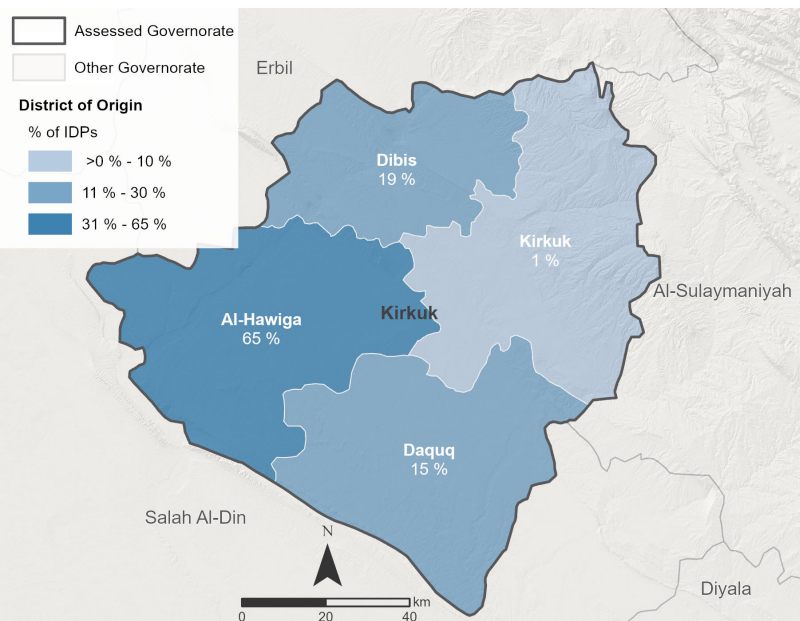


72% Remain in current location
3% Return to AoO
0% Move to another location
25% Do not know

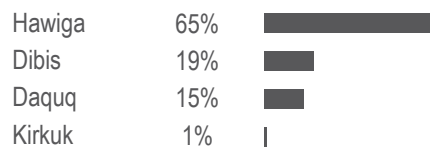
A very low proportion of IDP households reported that they intended to return to their AoO: only 3% within 12 months following data collection, and 1% within 3 months.

DISPLACEMENT DEMOGRAPHICS

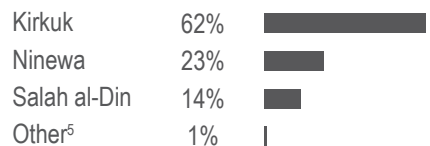
MAP: DISTRICT OF ORIGIN WITHIN KIRKUK



District of Origin



Governorate of Displacement



¹IOM, [Displacement Tracking Matrix](#) (July 2019)

²IOM, [Integrated Location Assessment IV](#) and the RASP informal site assessment. [Informal sites are defined as: places not built to accommodate the displaced but that are serving that purpose, where authorities are not responsible for management and administration and there are at least five households. In these sites, services and assistance may be available but are not provided regularly.](#)

³National CCCM Cluster Reporting, as of July 2019.

⁴With a minimum 90% confidence level and 10% margin of error in order not to be indicative. When findings are based on a small subset of the sample population they should be considered indicative rather than statistically generalizable. In these cases, findings will be reported as number of households, and not percentages.

⁵Other include Al-Anbar, Erbil and Wassit governorates. Findings for 'other' are based on a small subset of the sample population and should be considered indicative.



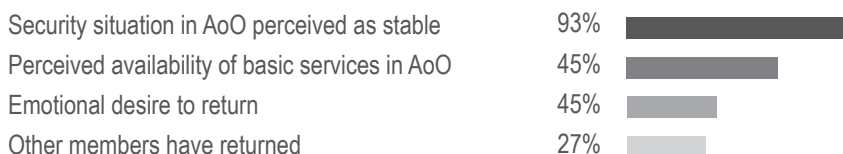
MOVEMENT INTENTIONS BY DISTRICT OF ORIGIN

Movement intentions of IDP households during the 12 months following data collection:

	Remain in current location	Return to AoO	Move to another location	Do not know
Daquq	84%	3%	0%	13%
Dibis	92%	1%	0%	6%
Hawiga	64%	3%	0%	33%
Governorate level	72%	3%	0%	25%

REASONS TO RETURN TO AREA OF ORIGIN

Top four reported reasons for intending to return (among IDP households that intend to return):⁶

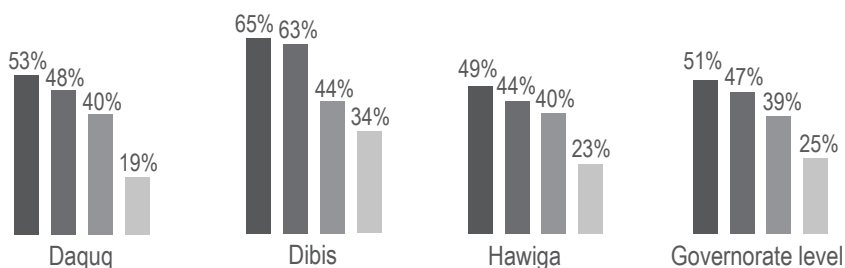


Across all governorates, a majority of IDP households reported the perceived stabilization of security in their AoO as a reason to return to their AoO, ranging from 90% in Hawiga, to 100% in Daquq and Dibis.

REASONS NOT TO RETURN TO AREA OF ORIGIN

Top four reported reasons for not intending to return (among IDP households that did not intend to return):⁶

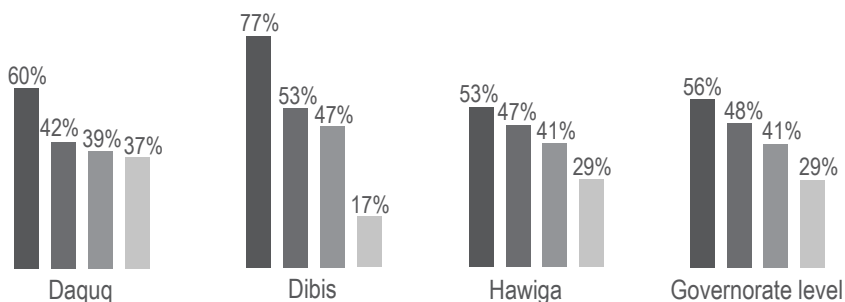
- Perceived lack of livelihood/income generating activities
- Home has been damaged/destroyed
- No financial means to return
- Fear and trauma associated with AoO



NEEDS TO RETURN TO AREA OF ORIGIN

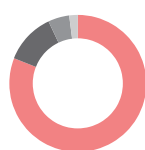
Top four issues that IDP households reported could enable return to AoO:⁶

- Rehabilitation / Reconstruction of homes in AoO
- Safety and security in AoO increasing
- Livelihood opportunities in AoO
- Availability of basic services in AoO



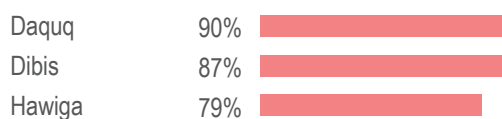
PERCEPTIONS OF SHELTER CONDITIONS IN AREA OF ORIGIN

Reported level of damage to shelter in AoO:



81% Completely destroyed/heavily damaged
12% Partially damaged
5% Undamaged
2% Do not know/refuse to answer

Proportion of IDP households reporting their shelter to be completely destroyed or heavily damaged:



⁶ Respondents could provide multiple reasons. Therefore, results may exceed 100%.

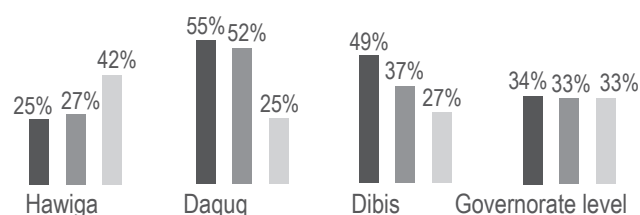
PERCEPTIONS OF SAFETY CONDITIONS IN AOO BY DISTRICT OF ORIGIN

Proportion of IDP households that reported to have concerns about safety in their AoO:

	Have no or little concerns	Have concerns about safety	Do not know	Decline to answer
Daquq	34%	57%	9%	0%
Dibis	47%	48%	5%	0%
Hawiga	56%	38%	6%	0%
Governorate level	50%	44%	6%	0%

Top three reported reasons for having safety concerns (among IDP households from each district with concerns):⁶

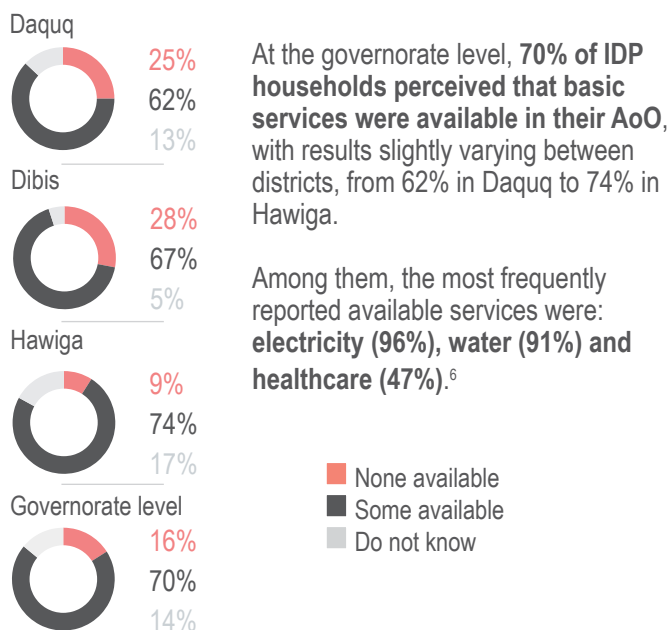
■ Explosive hazards ■ Close to conflict ■ Armed security actors



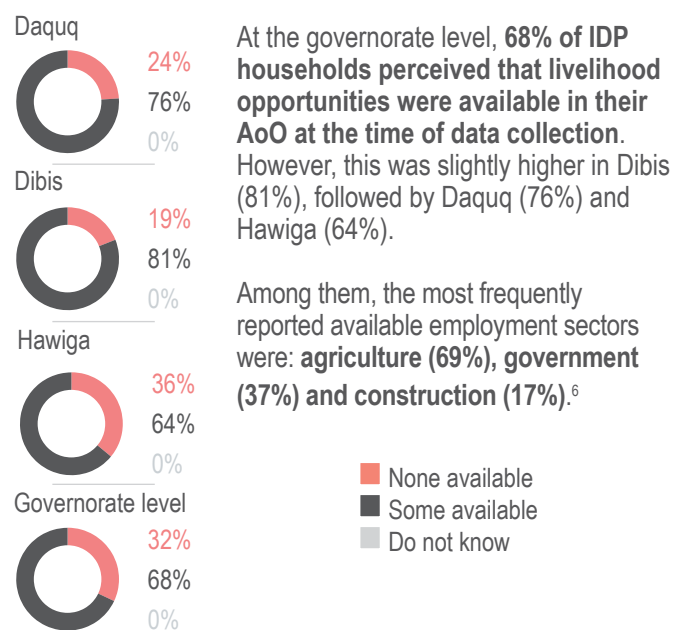
At the governorate level, a third of IDP households reported having safety concerns that were directly linked to conflict, including perceived presence of explosive hazards (34%), being close to conflict (33%), as well as the perceived presence of armed security actors (33%). The perceived presence of explosive hazards was predominantly reported in Daquq (55%) and Dibis (49%), while perceived presence of armed security actors was the most commonly reported security concern in Hawiga.

PERCEPTIONS OF SERVICES AND ASSISTANCE IN AOO BY DISTRICT OF ORIGIN:

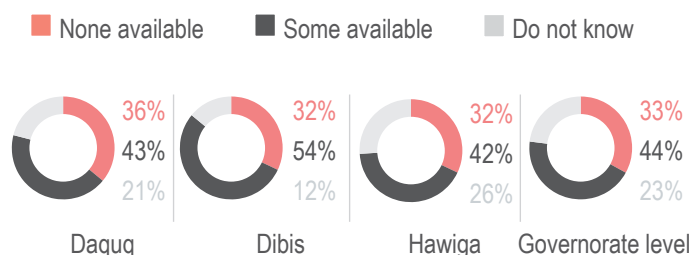
Perceived availability of basic services in AoO:



Perceived availability of livelihood opportunities in AoO:



Perceived availability of assistance in AoO:



At the governorate level, 44% of IDP households perceived that assistance was provided in their AoO. Results were consistent by districts of origin, varying from 42% (Hawiga) to 54% (Dibis).

The most frequently reported types were: **food assistance (93%), cash distribution (54%) and NFI distribution (26%).**⁶ Assistance was mainly reported to have been provided by humanitarian actors.

⁶ Respondents could select multiple options. Therefore, results may exceed 100%.

INTENTIONS SURVEY

IDP AREAS OF ORIGIN NINEWA GOVERNORATE

CONTEXT AND METHODS

Between 2013 and 2017, intensification of conflict in north and central Iraq resulted in large scale displacement. Since mid-2018 and throughout 2019, Internally Displaced Person (IDP) rates of return to their Area of Origin (AoO) across Iraq slowed down, with 1.6 million IDPs remaining in displacement as of July 2019.¹ Of these, approximately 59,000 IDPs are estimated to be residing in informal sites, and a further 353,000 in 93 formal camps across the country at the time of data collection.^{2,3}

This trend has highlighted the need for greater information on movement intentions to better understand barriers to returning, requisite conditions for safe and voluntary return, as well as the extent to which intentions vary based on where IDPs are from. To address this information gap, REACH, in partnership with the Iraq Camp Coordination and Camp Management (CCCM) Cluster, conducted intentions surveys of IDP households living in formal camps and informal sites. These took place between 17 June and 20 August for in-camp locations, and between 4 September and 12 October for informal sites, concurrent with other REACH assessments (Camp Profiling XII, and RASP VIII).

A total of 3,210 IDP households were assessed across 49 formal camps and 2,114 IDP households across 38 informal sites in Al-Anbar, Baghdad, Dahuk, Diyala, Erbil, Kerbala, Kirkuk, Ninewa, Salah al-Din, Al-Sulaymaniyah and Wassit governorates. Households were randomly sampled to allow findings to be generalizable with a 90% level of confidence and 10% margin of error at the camp and informal site level.

This factsheet presents findings for all IDP households in formal camps and informal sites that reported originating from Ninewa governorate. A total of 3,339 IDP households reporting to originate from Ninewa governorate were interviewed. Of those households, 1,207 were located in Ninewa governorate during the time of data collection. At the governorate of origin and district of origin levels, findings are generalizable with a minimum 90% level of confidence and maximum 10% margin of error. This level is guaranteed for all questions that apply to the entire surveyed population. Findings relating to a subset of the population may have a lower confidence level, wider margin of error, or may be indicative only.⁴

Full details on the methodology are included in the [Terms of Reference](#).

MOVEMENT INTENTIONS DURING THE 12 MONTHS FOLLOWING DATA COLLECTION

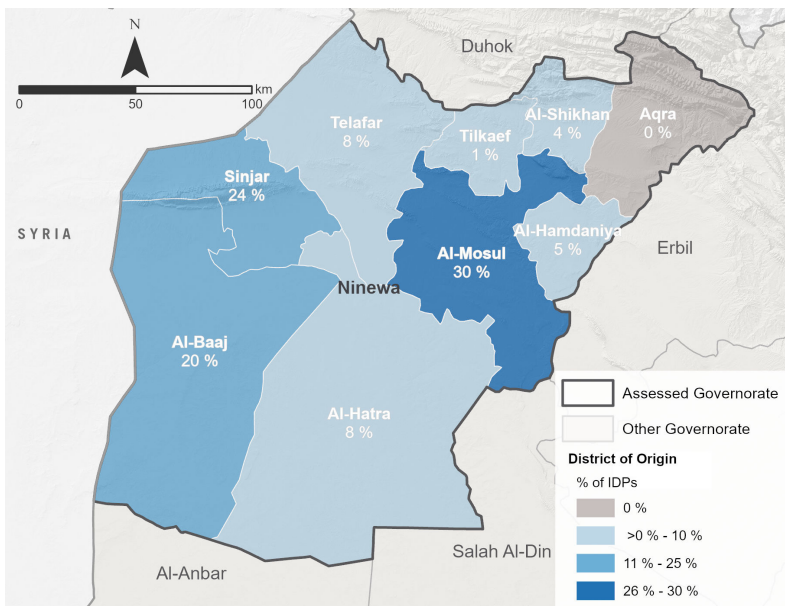


66% Remain in current location
3% Return to AoO
0% Move to another location
31% Do not know

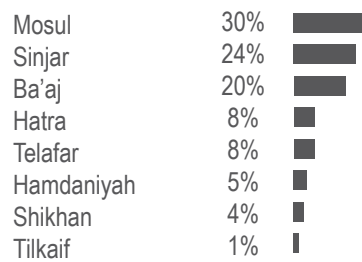
A low proportion of IDP households reported an intention to return: 2% of IDP households within 3 months following data collection, and 3% within 12 months.

DISPLACEMENT DEMOGRAPHICS


MAP: DISTRICT OF ORIGIN WITHIN NINEWA



District of Origin



Governorates of displacement



¹IOM, [Displacement Tracking Matrix](#) (July 2019)

²IOM, [Integrated Location Assessment IV](#) and the RASP informal site assessment. [Informal sites are defined as: places not built to accommodate the displaced but that are serving that purpose, where authorities are not responsible for management and administration and there are at least five households. In these sites, services and assistance may be available but are not provided regularly.](#)

³National CCCM Cluster Reporting, as of July 2019.

⁴ With a minimum 90% confidence level and 10% margin of error in order not to be indicative. When findings are based on a small subset of the sample population they should be considered indicative rather than statistically generalizable. In these cases, findings will be reported as number of households, and not percentages.

⁵ Other⁵ include Al-Sulaymaniyah, Erbil and Kerbala governorates. Findings for 'other' are based on a small subset of the sample population. Findings by this subset of the sample should be considered indicative.



MOVEMENT INTENTIONS BY DISTRICT OF ORIGIN

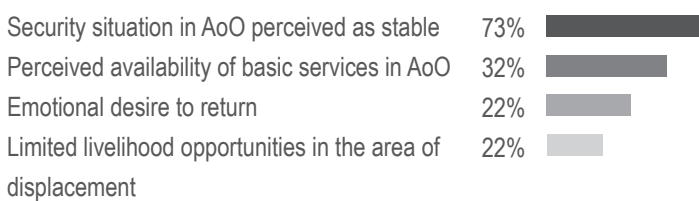
Movement intentions of IDP households during the 12 months following data collection:

	Remain in current location	Return to AoO	Move to another location	Do not know
Ba'aj	76%	1%	1%	22%
Hamdaniyah	72%	3%	0%	24%
Hatra	47%	4%	0%	49%
Mosul	55%	4%	0%	41%
Shikhan	82%	5%	0%	12%
Sinjar	79%	1%	0%	20%
Telafar	53%	5%	0%	42%
Governorate level	66%	3%	0%	31%

Reported intentions to return during the 12 months following data collection were low in all districts and at governorate level, with 5% or less of IDP households reporting that they intended to return. The districts with lowest proportion of IDP households intending to return originated from Ba'aj and Sinjar (1%).

REASONS TO RETURN TO AREA OF ORIGIN

Top four reported reasons for intending to return (among IDP households intending to return):⁶



Almost three quarters of IDP households reported a perceived stabilization of the security situation in their AoO as the primary reason driving their intention to return (73%). Other main reasons indicated were perceived availability of basic services (32%), emotional desire to return (22%) and limited livelihood opportunities in the area of displacement.

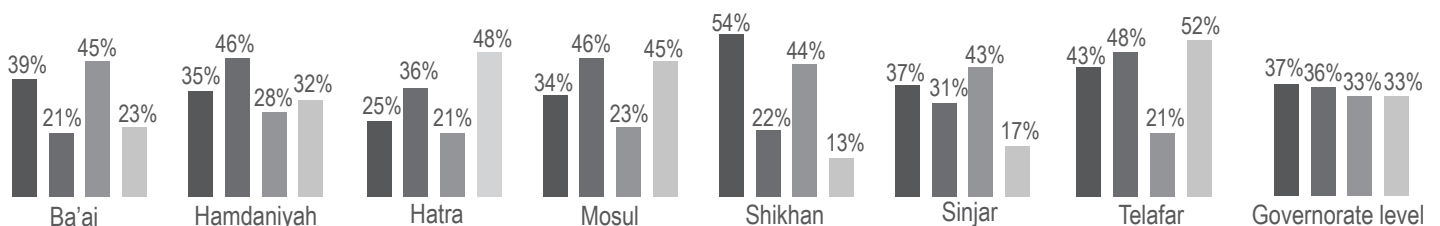
REASONS NOT TO RETURN TO AREA OF ORIGIN

Top four reported reasons for not intending to return (among IDP households not intending to return):⁶

- Home has been damaged/destroyed
- Perceived lack of livelihood/income generating activities
- Perceived lack of security forces in AoO
- No financial means to return

The main reason reported by IDP households for not intending to return to their AoO was damage or destruction of their home. This was particularly the case for Shikhan, where it was reported by more than half of IDP households originating from the district (54%).

Other main reasons indicated for not intending to return to the AoO were related to lack of livelihood opportunities and lack of financial means to return, highlighting the need to prioritise livelihood interventions in Ninewa.



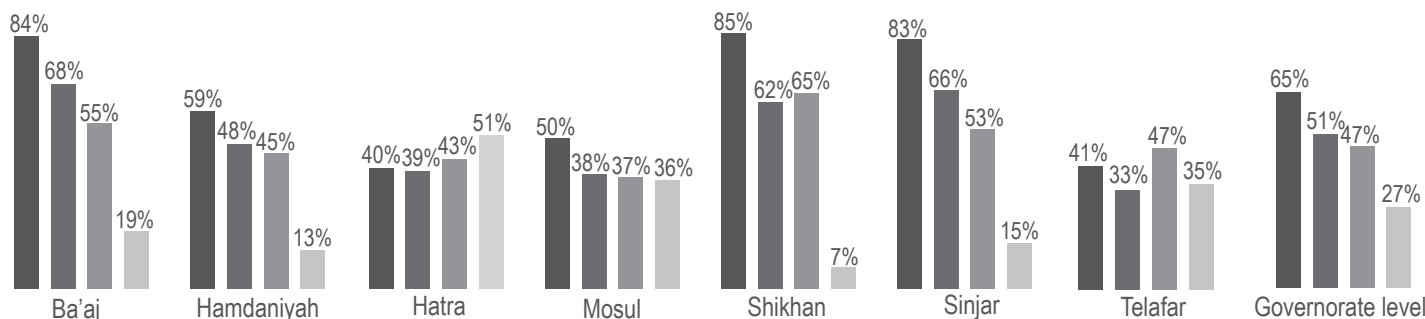
⁶ Respondents could provide multiple reasons. Therefore, results may exceed 100%.

NEEDS TO RETURN TO AREA OF ORIGIN

Top four factors that households reported could enable return to their AoO:⁶

- Increased safety and security in AoO
- Availability of basic services
- Rehabilitation/reconstruction of homes
- Information on the current situation in AoO

A significantly higher proportion of IDP households from Ba’aj, Shikhan and Sinjar reported the need to increase safety and security in their AoO to return (more than 80% of households). The need for rehabilitation/reconstruction of homes and availability of basic services were consistently reported as primary needs in all districts of origin.



PERCEPTIONS OF SAFETY CONDITIONS IN AOO BY DISTRICT OF ORIGIN

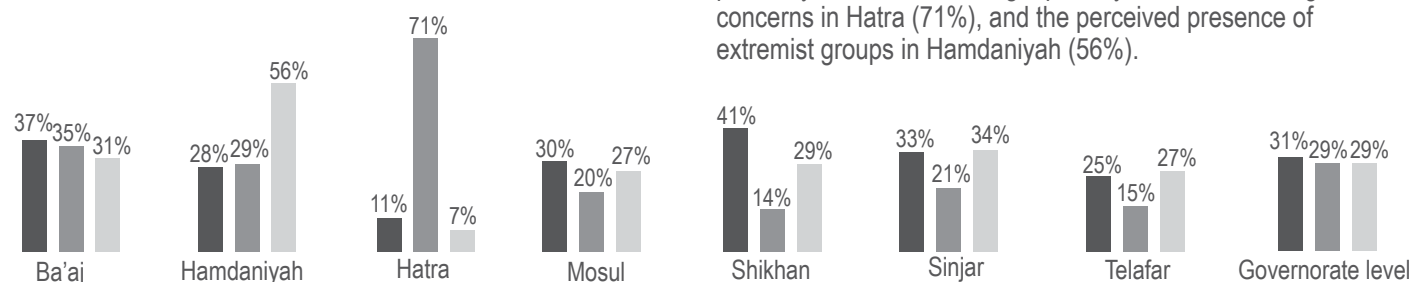
IDP households that reported having concerns about safety in their AoO:⁶

	Have no or little concerns	Have concerns about safety	Do not know	Decline to answer
Ba’aj	12%	82%	5%	1%
Hamdaniyah	37%	44%	19%	0%
Hatra	45%	34%	21%	0%
Mosul	54%	32%	14%	0%
Shikhan	22%	74%	4%	0%
Sinjar	18%	77%	5%	0%
Telafar	62%	24%	14%	0%
Governorate level	35%	54%	11%	0%

Top three reported reasons for having safety concerns (among IDP households with concerns):⁶

- Perceived presence of armed security actors
- Close to conflict
- Perceived presence of extremist groups

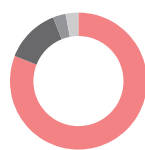
The proportion of IDP households that reported having concerns about safety in their AoO varied across districts: ranging from 24% (Telafar) to 82% (Ba’aj). **The most commonly reported concerns about safety were: perceived presence of armed security actors (31%), proximity to conflict (29%) and perceived presence of extremist groups (29%).** A relatively high proportion of IDP households reported proximity to conflict as being a primary reason for having concerns in Hatra (71%), and the perceived presence of extremist groups in Hamdaniyah (56%).



⁶ Respondents could select multiple options. Therefore, results may exceed 100%.

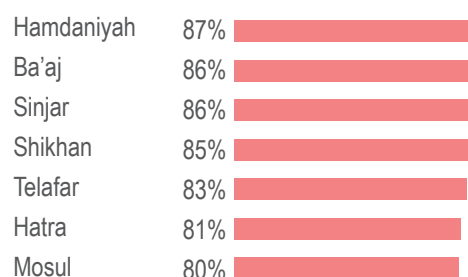
PERCEPTIONS OF SHELTER CONDITIONS IN AREA OF ORIGIN

Reported level of damage to shelter in AoO:



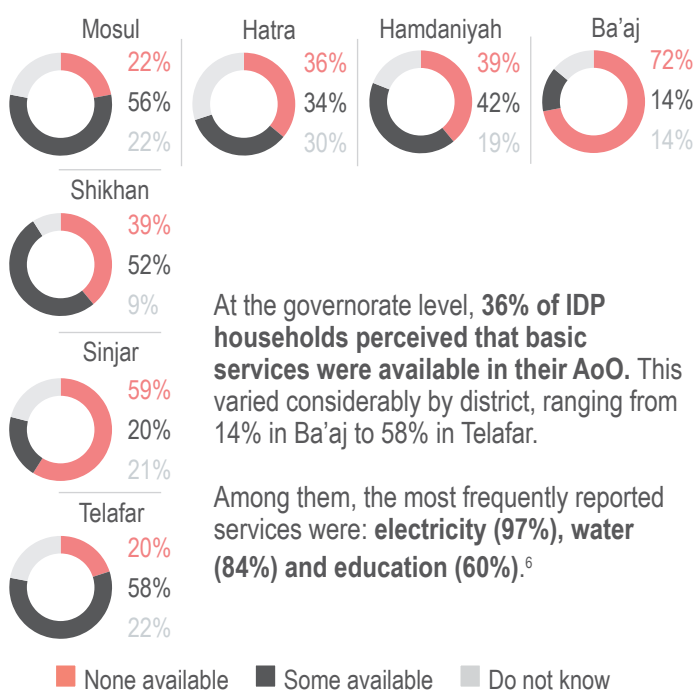
81% Completely destroyed/heavily damaged
13% Partially damaged
3% Undamaged
3% Do not know/decline to answer

Proportion of IDP households reporting their shelter to be completely destroyed or heavily damaged, by district of origin:

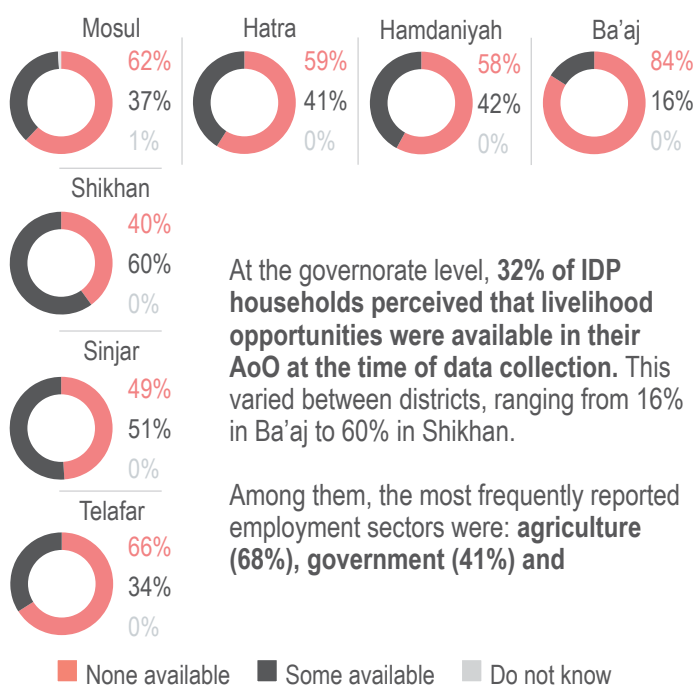


PERCEPTIONS ON SERVICES AND ASSISTANCE IN AOO BY DISTRICT OF ORIGIN

Perceived availability of basic services in AoO:



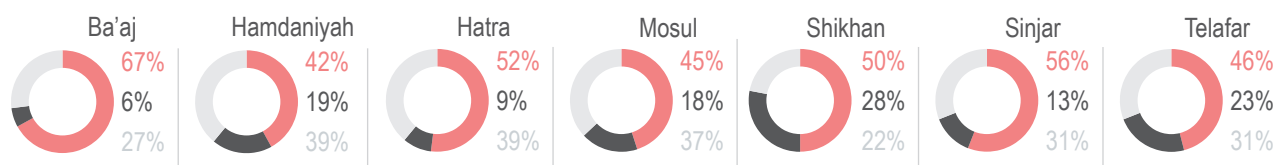
Perceived availability of livelihood opportunities in AoO:



Perceived availability of assistance in AoO:

■ None available
■ Some available
■ Do not know

At the governorate level, **14% of IDP households perceived that assistance was provided in their AoO.** This varied considerably by districts, ranging from 6% in Ba'aj to 28% in Shikhan. Among them, the most frequently reported types of assistance were: **food assistance (90%), NFI distribution (35%) and cash distribution (34%).**⁶ Assistance was mainly reported to have been provided by humanitarian actors.



⁶ Respondents could select multiple options. Therefore, results may exceed 100%.

INTENTIONS SURVEY

IDP AREAS OF ORIGIN SALAH AL-DIN GOVERNORATE

CONTEXT AND METHODS

Between 2013 and 2017, intensification of conflict in north and central Iraq resulted in large scale displacement. Since mid-2018 and throughout 2019, Internally Displaced Person (IDP) rates of return to their Area of Origin (AoO) across Iraq slowed down, with 1.6 million IDPs remaining in displacement as of July 2019.¹ Of these, approximately 59,000 IDPs are estimated to be residing in informal sites, and a further 353,000 in 93 formal camps across the country at the time of data collection.^{2,3}

This trend has highlighted the need for greater information on movement intentions to better understand barriers to returning, requisite conditions for safe and voluntary return, as well as the extent to which intentions vary based on where IDPs are from. To address this information gap, REACH, in partnership with the Iraq Camp Coordination and Camp Management (CCCM) Cluster, conducted intentions surveys of IDP households living in formal camps and informal sites. These took place between 17 June and 20 August for in-camp locations, and between 4 September and 12 October for informal sites, concurrent with other REACH assessments (Camp Profiling XII, and RASP VIII).³

A total of 3,210 IDP households were assessed across 49 formal camps and 2,114 IDP households across 38 informal sites in Al-Anbar, Baghdad, Dahuk, Diyala, Erbil, Kerbala, Kirkuk, Ninewa, Salah al-Din, Al-Sulaymaniyah and Wassit governorates. Households were randomly sampled to allow findings to be generalizable with a 90% level of confidence and 10% margin of error at the camp and informal site level.

This factsheet presents findings for all IDP households in formal camps and informal sites that reported originating from Salah Al-Din governorate. A total of 455 IDP households reporting to originate from Salah Al-Din governorate were interviewed. Of those households, 128 were located in Salah Al-Din governorate during the time of data collection. At the governorate of origin and district of origin levels, findings are generalizable with a minimum 90% level of confidence and maximum 10% margin of error. This level is guaranteed for all questions that apply to the entire surveyed population. Findings relating to a subset of the population may have a lower confidence level, wider margin of error, or may be indicative only.⁴

Full details on the methodology are included in the [Terms of Reference](#).

MOVEMENT INTENTIONS DURING THE 12 MONTHS FOLLOWING DATA COLLECTION

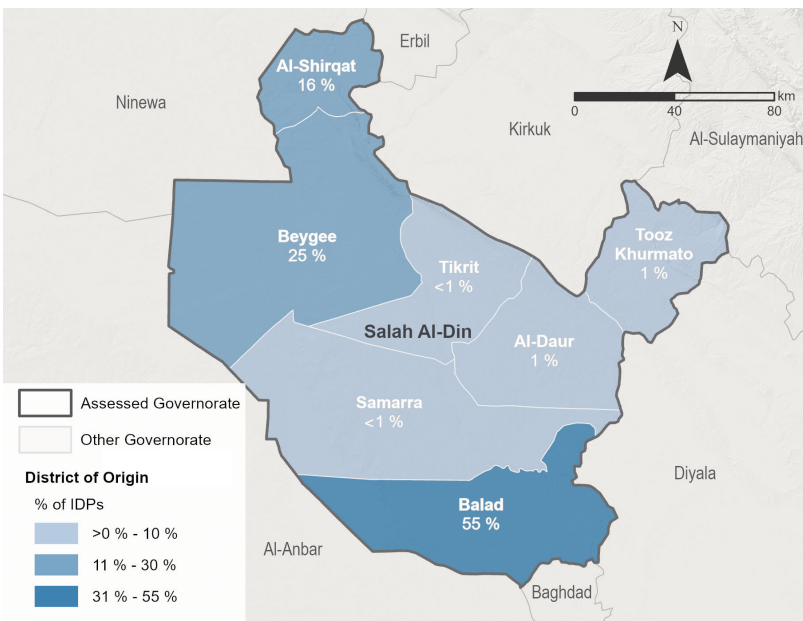


61% Remain in current location
3% Return to AoO
0% Move to another location
36% Do not know

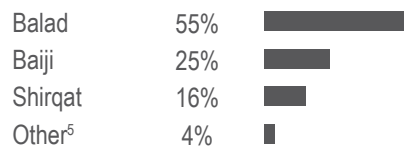
Overall, almost a third of IDP households reported not knowing whether they intend to return in the 12 months following data collection (36%). **Only 3% of IDP households reported that they intended to return to their AoO within 12 months following data collection, and 2% within 3 months.**

DISPLACEMENT DEMOGRAPHICS

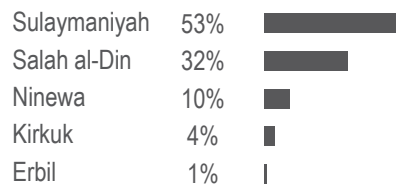
MAP: DISTRICT OF ORIGIN WITHIN SALAH AL-DIN



District of Origin:



Governorate of Displacement:



¹IOM, [Displacement Tracking Matrix](#), (July 2019)

²IOM, [Integrated Location Assessment IV](#) and the RASP informal site assessment. [Informal sites are defined as: places not built to accommodate the displaced but that are serving that purpose, where authorities are not responsible for management and administration and there are at least five households. In these sites, services and assistance may be available but are not provided regularly.](#)

³National CCCM Cluster Reporting, as of July 2019.

⁴With a minimum 90% confidence level and 10% margin of error in order not to be indicative. When findings are based on a small subset of the sample population they should be considered indicative rather than statistically generalizable. In these cases, findings will be reported as number of households, and not percentages.

⁵'Other' include Daur, Samarra, Tikrit and Tooz districts. Findings for 'other' are based on a small subset of the sample population and should be considered indicative.



MOVEMENT INTENTIONS BY DISTRICT OF ORIGIN

Movement intentions of IDP households during the 12 months following data collection:

	Remain in current location	Return to AoO	Move to another location	Do not know
Baiji	63%	2%	0%	35%
Balad	58%	5%	0%	37%
Shirqat	60%	0%	0%	40%
Governorate level	84%	2%	0%	14%

REASONS TO RETURN TO AREA OF ORIGIN

Top four reported reasons for intending to return (among IDP households that intend to return):⁶

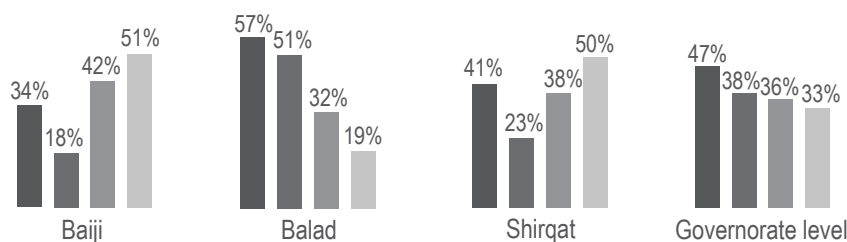


Among the 3% of IDP households reporting an intention to return to their AoO, a perceived stabilization of the security situation in the AoO was the most commonly reported reason (68%). Family ties were also a common reason to return, with 24% of IDP households reporting an emotional desire to return and 23% that other members have returned.

REASONS NOT TO RETURN TO AREA OF ORIGIN

Top four reported reasons for not intending to return (among IDP households that did not intend to return):⁶

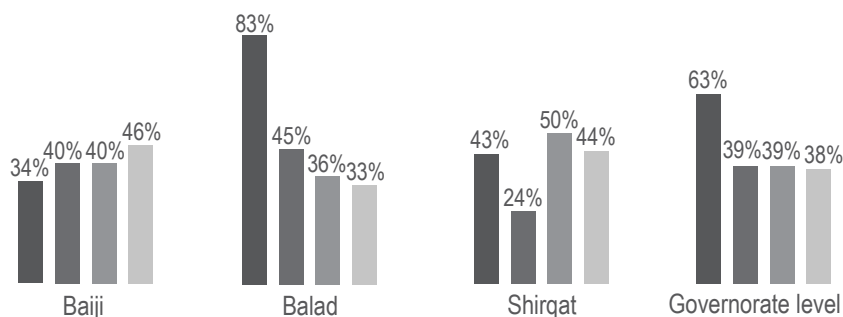
- Fear and trauma associated with AoO
- Perceived lack of security forces in AoO
- Perceived lack of livelihood/income generating activities
- No financial means to return



NEEDS TO RETURN TO AREA OF ORIGIN

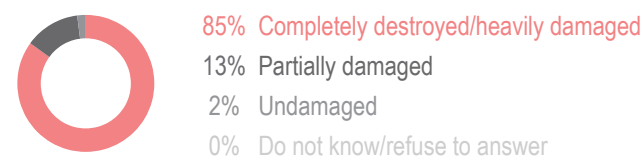
Top four issues that households reported could enable return to AoO, by IDP population:⁶

- Safety and security in AoO increasing
- Availability of basic services in AoO
- Rehabilitation/reconstruction of homes
- Information on the conditions in AoO

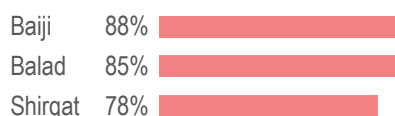


PERCEPTIONS OF SHELTER CONDITIONS IN AREA OF ORIGIN

Reported level of damage to shelter in AoO:



Proportion of households reporting their shelter to be completely destroyed or heavily damaged:



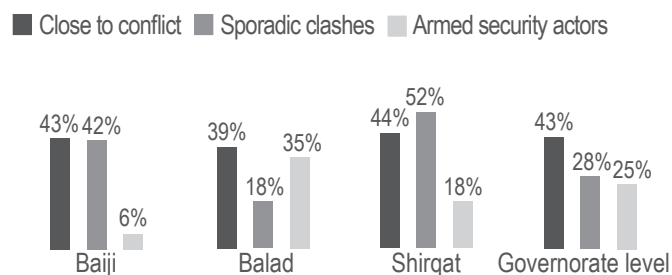
⁶ Respondents could provide multiple reasons. Therefore, results may exceed 100%.

PERCEPTIONS OF SAFETY CONDITIONS IN AOO BY DISTRICT OF ORIGIN

Proportion of IDP households that reported to have concerns about safety in their AoO:

	Have no or little concerns	Have concerns about safety	Do not know	Decline to answer
Baiji	49%	34%	16%	0%
Balad	20%	75%	5%	0%
Shirqat	68%	22%	10%	0%
Governorate level	36%	55%	9%	0%

Top three reported reasons for having safety concerns (among IDP households from each district with concerns):⁶

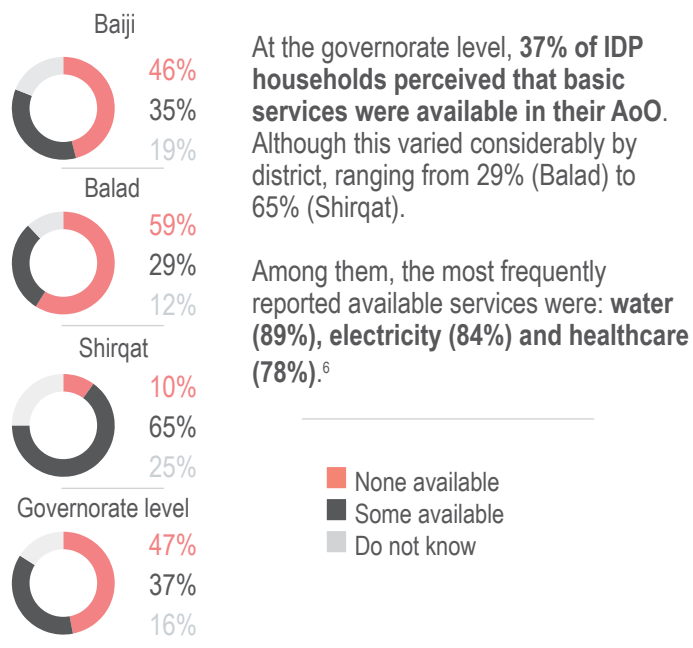


Concerns about safety were overall high, with half of IDP households reporting having concerns about safety in their AoO (55%). At district level, concerns about safety were particularly high in Balad (75%), comparatively to other districts where the proportion was lower, 34% in Baiji and 22% in Shirqat.

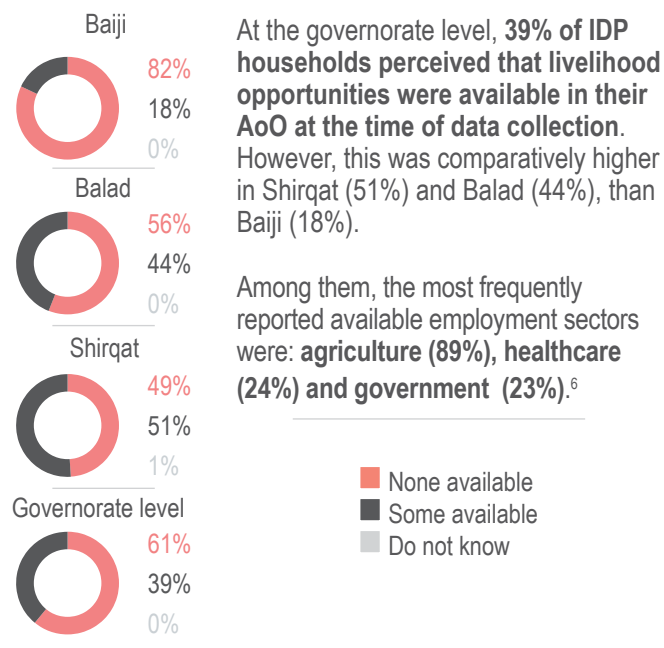
Security was reported as the top reason for perceived lack of safety in all districts, especially in Shirqat where half of IDP households (52%) reported sporadic clashes.

PERCEPTIONS OF SERVICES AND ASSISTANCE IN AOO BY DISTRICT OF ORIGIN:

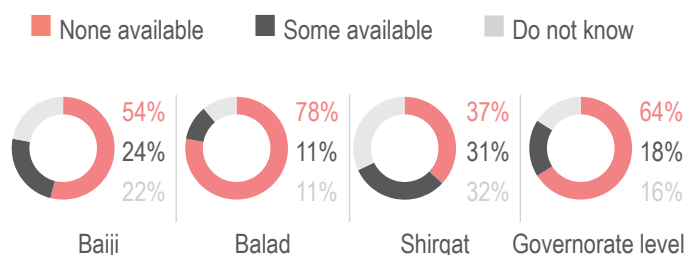
Perceived availability of basic services in AoO:



Perceived availability of livelihood opportunities in AoO:



Perceived availability of assistance in AoO:



At the governorate level, 18% of IDP households perceived that assistance was provided in their AoO. This varied by district: from 11% (Balad) to 31% (Shirqat).

The most frequently reported types were: **food assistance (89%), NFI distribution (38%) and cash distribution (16%).**⁶ Assistance was mainly reported to have been provided by humanitarian actors.

⁶ Respondents could select multiple options. Therefore, results may exceed 100%.