



2018-19-20
Key figures

1413

New Applications
in 2020

12K

New Applications
in 2019

10K

New Applications
in 2018

1

Recognized
Refugees in 2020

51

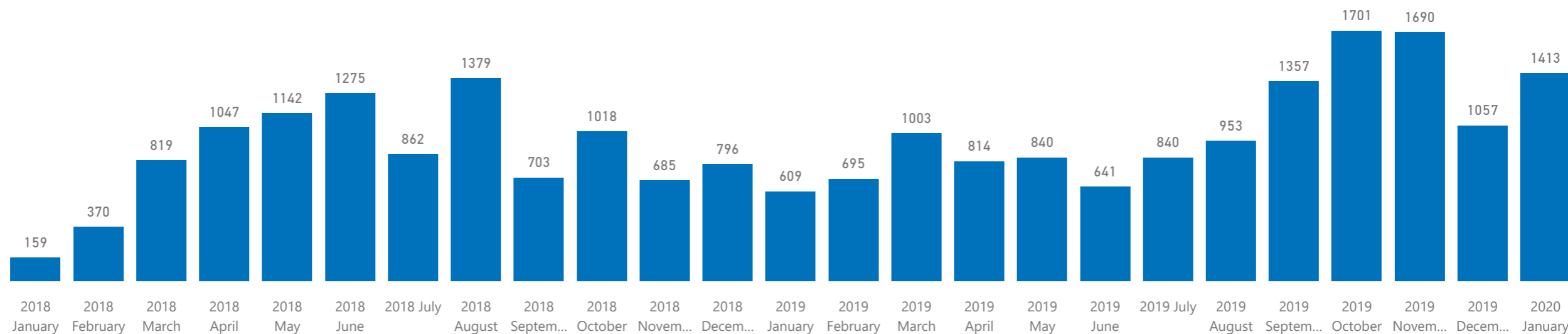
Recognized
Refugees in 2019

85

Recognized
Refugees in 2018

Monthly applications since 2018

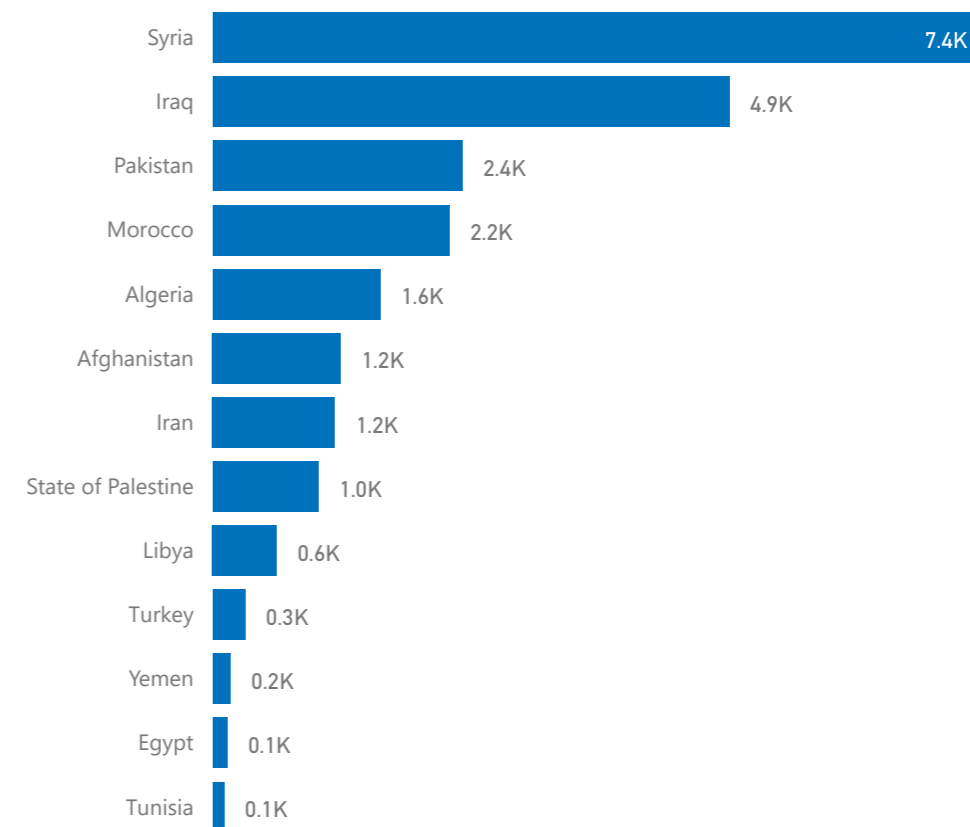
Applications by Year and Month



Summary of key trends observed

- In January, the number of arrivals in the region has increased by 7% compared to the previous month. This is somehow different to the previous year where the number of arrivals went downwards during January probably linked to seasonal conditions. Unlike the number of arrivals, the reported intentions to apply for asylum decreased by 36% compared to December 2019. At the same time, the overall number of submitted asylum applications in the Western Balkans (Albania, Bosnia and Herzegovina, Kosovo*, Montenegro, North Macedonia, Serbia) has increased by 33.6% compared to end 2019.
- In comparison to data reported in December 2019, the percentage of submitted intentions that turned into actual asylum applications in January 2020 has increased from 6% to 11% despite of a smaller number of individuals who have expressed interest to seek asylum.
- For this first month of the year, only one first instance decision was reached (compared to two in January 2019) from 1,413 asylum applications. The number of new granted refugee status was only 1, no cases were provided subsidiary protection status while 6 other applications were rejected. 355 cases were closed, because applicants absconded the asylum procedure.
- The total number of pending decisions recorded stands at 1505 for the month of January. This is an increase of 2.5% compared to December 2019. This is a worrisome trend considering that the total number of asylum decisions on the first instance remains low (only 7 decisions out of the 1,413 asylum applications lodged during January).
- In January 2020, women represent over 8% (170) of the total applications compared to December 2019 (18.8%, 121). In addition, there were 188 children including 10 UASC (13.3%) among applicants compared to 157 (25 UASC) in December 2019.

Applications in 2018-2019 by country of origin



Kosovo*: Designations of Kosovo* are without prejudice to positions on status, and are in line with the United Nations Security Council Resolution 1244 (1999). Data source: SEE Regional Asylum Statistics and UNHCR data available at <https://popstats.unhcr.org>. For further information or any questions concerning this factsheet please contact: Gabriel MATHIEU, mathieu@unhcr.org. In most cases, data for this factsheet is provided by country level governmental institutions. Retroactive changes in data may occur.



2020

Key figures

1413

New Applications of which:

10

Unaccompanied or separated children*

1

Recognized Refugees

(Blank)

Subsidiary Protection

6

Rejected

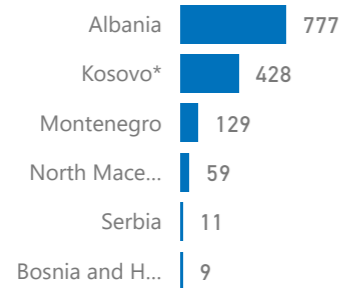
355

Closed cases

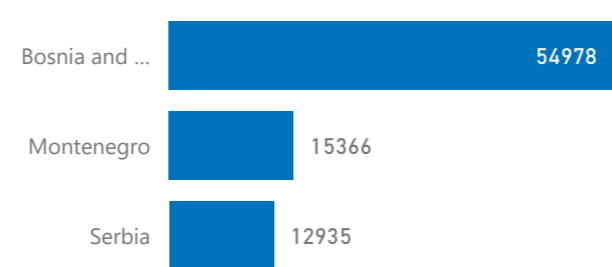
*disaggregated figures by age/gender are not always available

New Applications Regional Trends

Total New Asylum Applications by Country of Asylum



Total Asylum Intentions by Country of Asylum




Total New Asylum Applications by Month



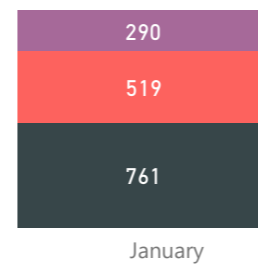
Total New Asylum Intentions by Month



New Asylum Applications by Month and Country of Asylum



New Asylum Intentions by Month and Country of Asylum



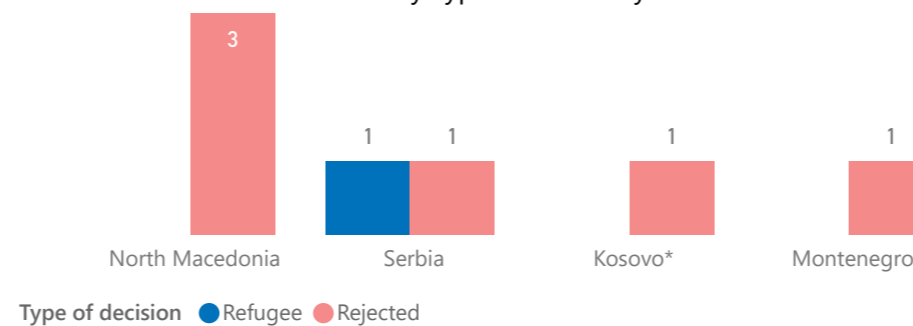
- Albania
- Bosnia and Herzegovina
- Kosovo*
- Montenegro
- North Macedonia
- Serbia

First Instance Decisions Trends

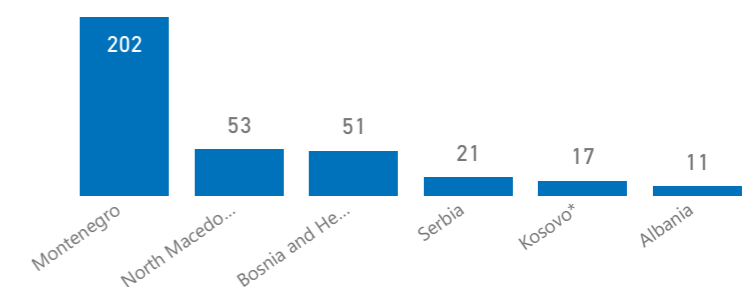
Total Decisions by Country of Asylum



First instance Decisions by Type and Country



Total Otherwise Closed Applications by Country



Kosovo*: Designations of Kosovo* are without prejudice to positions on status, and are in line with the United Nations Security Council Resolution 1244 (1999).

Data source: SEE Regional Asylum Statistics and UNHCR data available at <https://popstats.unhcr.org>. For further information or any questions concerning this factsheet please contact: Gabriel Mathieu, mathieu@unhcr.org

In most cases, data for this factsheet is provided by country level governmental institutions. Retroactive changes in data may occur.



January
2020
Key figures*

1413

New Applications



125
Women



188
Children
including:

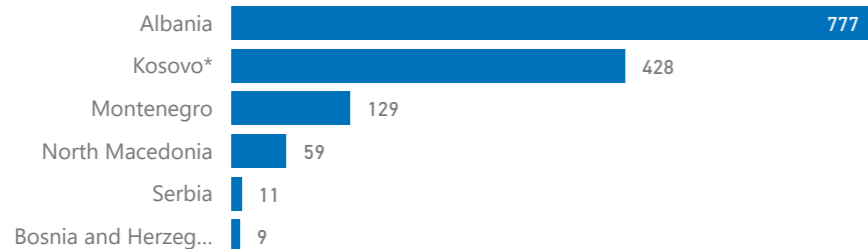
10

Unaccompanied
or separated
child(ren)

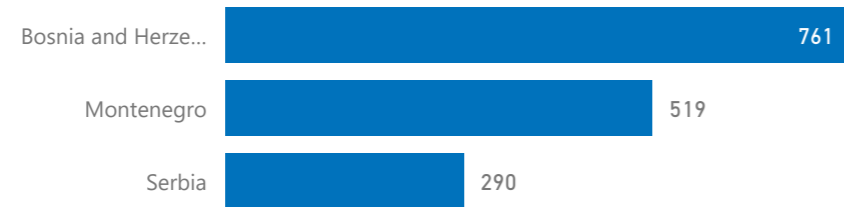
*disaggregated figures
by age/gender are not
always available

Monthly New Applications

Monthly New Asylum Applications by Country of Asylum




Monthly New Intentions to Seek Asylum by Reporting Country



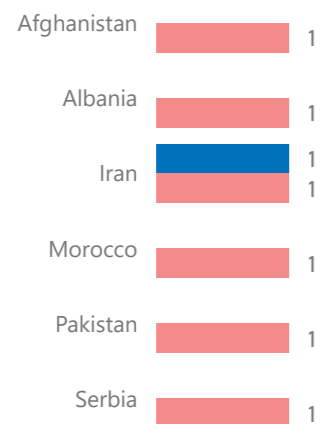
Monthly First Instance Decisions

Monthly Decisions by Type of Decision

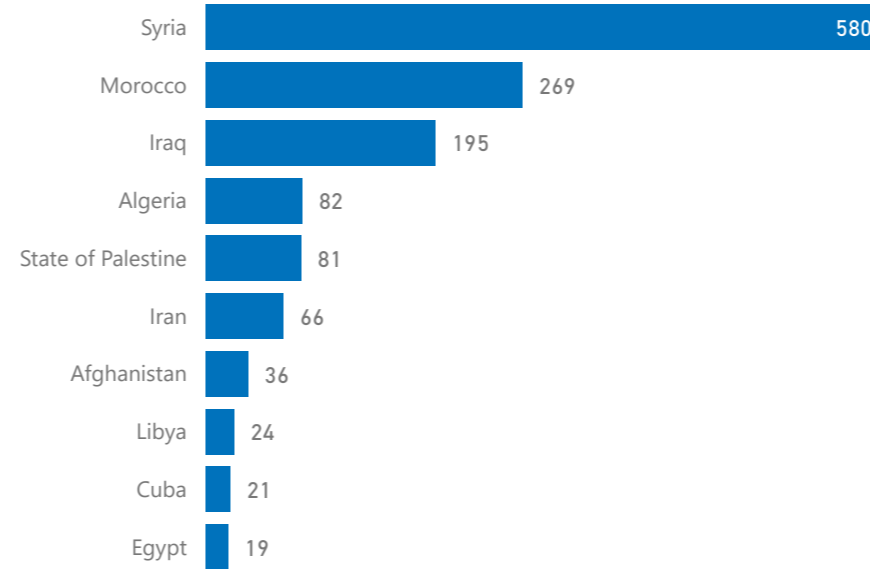


Monthly Type of Decisions by Nationality

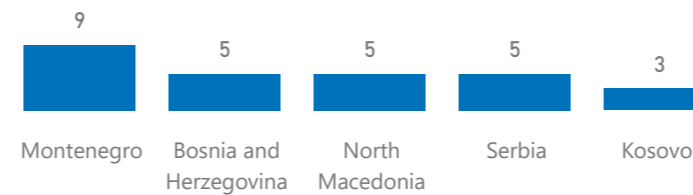
Type of decision ● Refugee ● Rejected



Monthly New Asylum Applications by Country of Origin (Top 10)

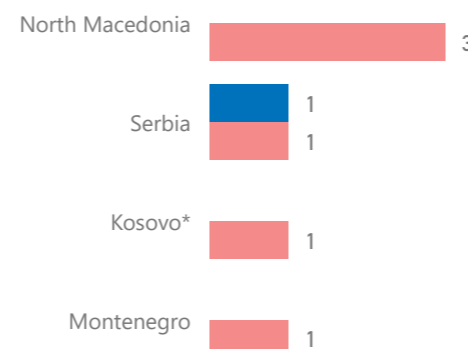


Monthly Interviews by Country of Asylum

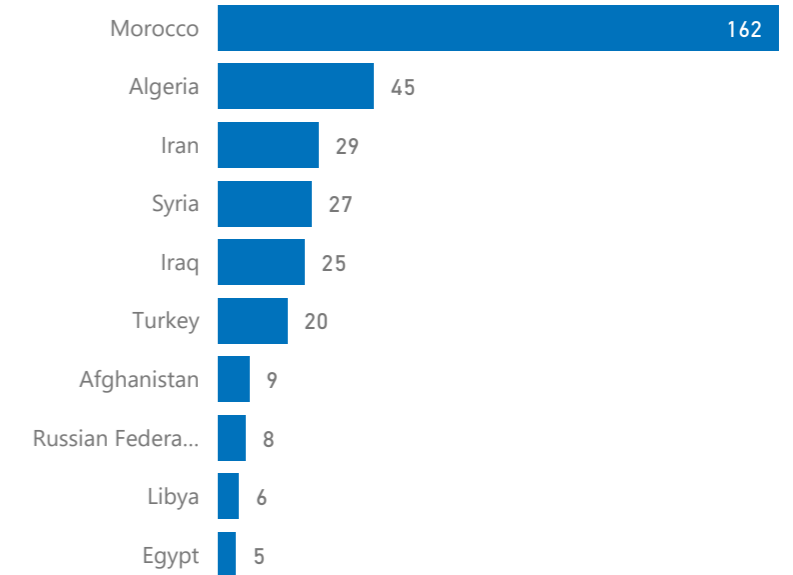


Monthly Decisions by Country of Asylum and Type of Decision

Type of decision ● Refugee ● Rejected



Monthly Otherwise Closed Applications by Nationality (Top 10)

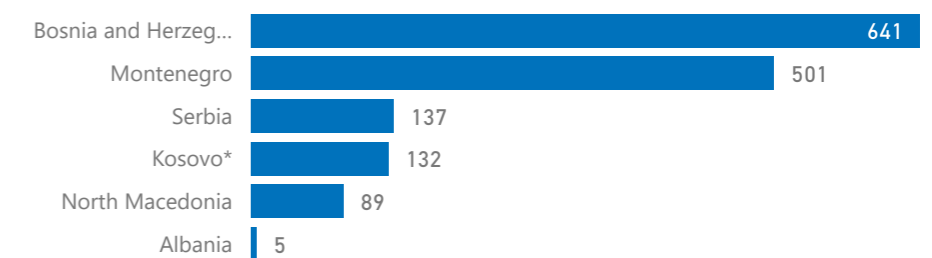


Average Length of Procedure (days) by Country

between application and decision

Montenegro	45
Bosnia and Herzegovina	209

Total Pending Asylum Applications by Country of Asylum



Albania has not provided any pending cases information for August

Kosovo*: Designations of Kosovo* are without prejudice to positions on status, and are in line with the United Nations Security Council Resolution 1244 (1999).

Data source: SEE Regional Asylum Statistics and UNHCR data available at <https://popstats.unhcr.org>. For further information or any questions concerning this factsheet please contact: Gabriel MATHIEU, mathieu@unhcr.org

In most cases, data for this factsheet is provided by country level governmental institutions. Retroactive changes in data may occur.