



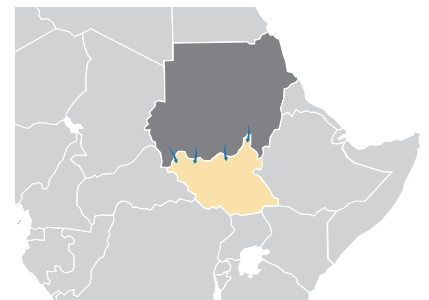
# 70,377

Reported number of spontaneous refugee returnees\*

\*This number represents the total returns corroborated from November 2017 to date

# 65,106

recorded in 2019



## Household-based sample survey for spontaneous refugee returnees in 2019

Of the surveyed households only **17%** have a refugee ID or ration card, and **98%** arrived after the signing of the R-ARCSS on 12th September 2018, whereas **61%** arrived after June 2019.



# 6,132

Households of  
47,042 individuals Surveyed



# 67%

Female-headed  
households



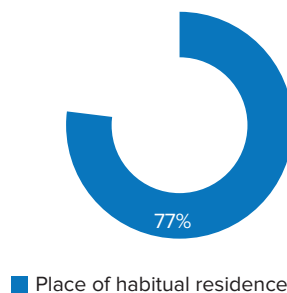
# 92%

Intended to stay in SSD  
permanently

### Main border crossing points

Pantou	23,948 Inds / 2,850 HHs
Mustakbal	5,088 Inds / 690 HHs
Hegliech	4,584 Inds / 657 HHs
Awiel	2,597 Inds / 509 HHs
Timsah	2,110 Inds / 284 HHs
Others*	8,715 Inds / 1,142 HHs

### Place of residence in South Sudan



### Settlements in CoA

Khartoum	31,534 Inds / 3,812 HHs
Jabal Aulia	1,231 Inds / 196 HHs
Kharasana	1,114 Inds / 173 HHs
El Radom	1,060 Inds / 129 HHs
Al Nimir	910 Inds / 127 HHs
Others**	11,193 Inds / 1,695 HHs

\*\*Abu Hamed, Dongola, Buram, El Leri, Abu Jabra etc.

### Main reasons for return

#### Push factor:

- 1 Inadequate livelihood opportunity in country of asylum
- 2 Inadequate access to basic services in country of asylum
- 3 Insecurity in country of asylum

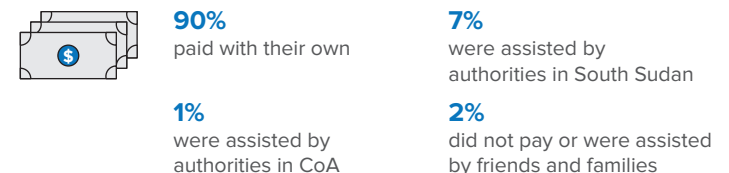
#### Pull factor:

- 1 Improved security situation in South Sudan
- 2 Reunite with family members
- 3 Improved availability of services in South Sudan

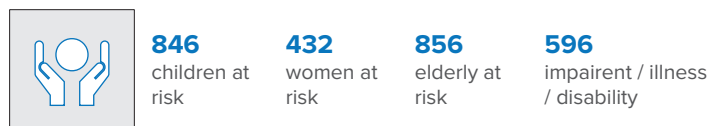
### Mode of transport



### Mode of payment



### Vulnerability



### Top 5 reported protection incidents during travel

	No of times
1 Extortion of money	3,920
2 Loss/theft of belongings	3,843
3 Violence/Abuse	226
4 Confiscation of refugee card and/or ration card	225
5 Other*	486

\*Arrest/Detention, Trafficking, Medical issues, confiscation of personal belongings etc.

\*In coordination with the office of the Relief and Rehabilitation Commission (RRC), UNHCR and its partners triangulate received reports at community level with local government authorities, religious groups, traditional leaders, civil society and community members as well as refugee returnees themselves.

Source: Returnee statistics: UNHCR and partners  
 Author: UNHCR Representation Office in South Sudan.

Feedback: Sagun Ratna Tuladhar, Associate Operations Data Management Officer, [tuladhar@unhcr.org](mailto:tuladhar@unhcr.org)