

# Uganda - Refugee Statistics February 2020 - Adjumani

## Total Population

**213,580**

## Total Refugees


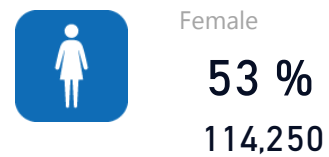
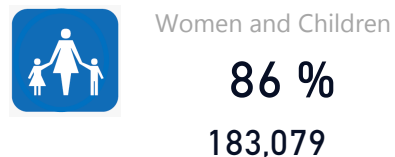
**213,480**

## Total Households

**34,127**

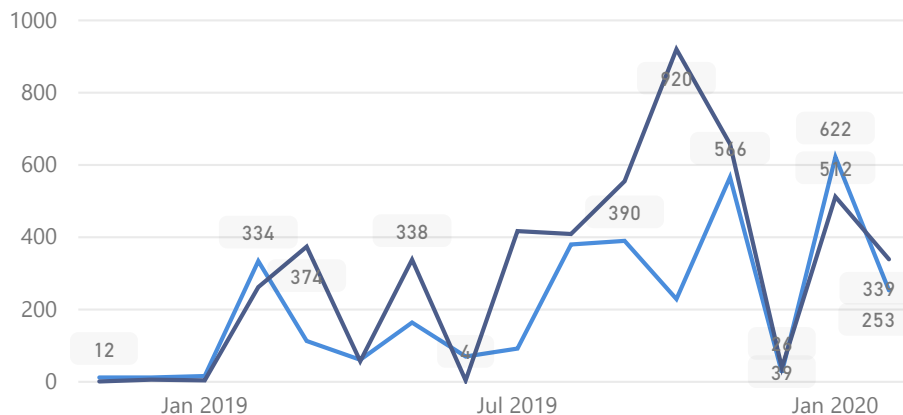
## Total Asylum-Seekers

**100**



## New Registration by Month

● New Registration ● Birth

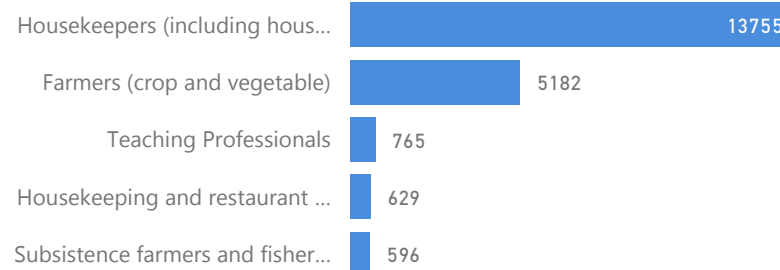


## Zones

Level3	HHs	Individuals
Nyumanzi	5,598	40,653
Pagrinya	6,515	36,838
Ayilo I	3,370	25,742
Maaji II	3,144	17,381
Maaji III	3,051	15,976
Ayilo II	2,224	14,620
Boroli I	1,682	10,044
Agojo	1,742	7,044
Baratuku	1,067	6,922
Mirieyi	969	6,860
Alere	963	6,759
Olua I	751	5,527
Boroli II	894	5,125
Mungula I	732	4,990
Olua II	597	4,346
Mungula II	293	1,594
Oliji	224	1,415
Elema	192	989
Maaji I	80	521

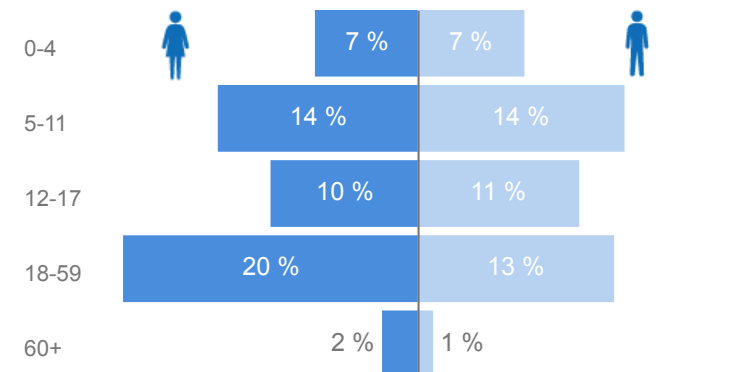
## Occupation

\* - Top 5 **27.8%** Have occupation



\* Age is between 18 - 59 years for Occupation

## Age & Gender Breakdown



Country of Origin	Total
South Sudan	213,353
Sudan	209
Eritrea	5
Ethiopia	4
Burundi	3
Democratic Republic of the Congo	3
Rwanda	2
Kenya	1

## Specific Needs - Top 7

