

# DEMOCRATIC REPUBLIC OF THE CONGO

## MONTHLY REFUGEE STATISTICS

Situation as of February 29, 2020

# Total

# 523,078

Type	Age	0-4	5-11	12-17	18-59	60+	Total	%
Total Rural (out of camp)		76,248	105,438	62,413	132,198	9,150	385,447	73.7%
Total Camps/Sites		23,075	38,244	20,221	46,749	2,951	131,240	25.1%
Total Urban		683	1,525	1,108	2,910	165	6,391	1.2%
<b>Grand Total</b>		<b>100,006</b>	<b>145,207</b>	<b>83,742</b>	<b>181,857</b>	<b>12,266</b>	<b>523,078</b>	<b>100.0%</b>

### Refugee Population in DRC

Country	Female	Male	Total	%
Angola	213	296	509	0.10%
Burundi*	24,291	22,881	47,172	9.02%
CAR	91,648	79,752	171,400	32.77%
Rep.Congo	279	428	707	0.14%
Rwanda**	107,917	106,707	214,624	41.03%
S. Sudan***	47,324	41,259	88,583	16.93%
Sudan	4	17	21	0.00%
Uganda	9	6	15	0.00%
Somalia	6	8	14	0.00%
Other	14	19	33	0.01%
<b>Total</b>	<b>271,705</b>	<b>251,373</b>	<b>523,078</b>	

(\*) The figure, 47,172 Burundian Refugees, includes new caseload (43,716) and old caseloads (3,456).  
 (\*\*) The figure, 214,624 Rwandan refugees, is the result of the registration done by the DRC Government in 2013-2014. During the Biometric verification exercise of Rwandan Refugees jointly conducted by CNR and UNHCR in 2015-2016 and 2018, a total of 75,709 individuals were biometrically enrolled.  
 (\*\*\*) The figure, 88,583 South Sudanese includes the new caseload (86,800) and old caseload (1,783). Out of the new caseload, 27,442 are pre-registered.

### Refugee Population by Province in DRC

Province	Main Location	Type	Female	Male	Total
Bas Uele	Ango & Bondo	Rural	22,519	17,697	40,216
Equateur	Disperced	Rural	143	213	356
Haut Katanga	Lubumbashi & Arouds	Urb. & Rur.	834	957	1,791
Haut Uele	Dungu, Doruma	Rural	21,981	19,077	41,058
Ituri	Aru & Ariwara	Rural	25,305	22,155	47,460
Kasai Oriental	Katanda(Tshiala)	Rural	2	6	8
Kinshasa	Kinshasa & outskirts	Urb. & Rur.	374	409	783
Kongo Central	Bas Fleuve, MbanzaNg. & Kimaza	Rural	390	597	987
Lomami	Luila & MweneDitu	Rural	430	456	886
Lualaba	Dilolo, Sandoa & Kolwezi	Rural	588	595	1,183
Maniema	Pangi, Kailo&Lukolo	Rural	203	269	472
Nord Kivu	Lubero, Masisi, Rutshuru & Walikale	Urb. & Rur.	86,006	85,749	171,755
Nord Ubangi	Gbadolite, Inke, Bili	Rural	47,280	44,019	91,299
Sud Kivu	Mwenga, Kalehe, Fizi, Uvira, Bukavu & Idjwi	Urb. & Rur.	43,335	40,678	84,013
Sud Ubangi	Libenge & Zongo	Rural	21,735	17,911	39,646
Tanganyika	Kalemie	Rural	580	585	1,165
<b>Total</b>			<b>271,705</b>	<b>251,373</b>	<b>523,078</b>

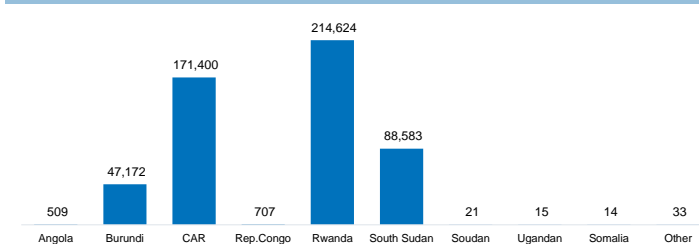
### Refugees Repatriated from DRC

To	2017	2018	2019	2020	Total
Burundi	77	180	101	1	359
CAR	1	9	3,137		3,147
Rep. Congo	3		3		6
Rwanda	18,075	3,053	2,136	365	23,629
South Sudan					0
Uganda					0
Other					0
<b>Total</b>	<b>18,156</b>	<b>3,242</b>	<b>5,377</b>	<b>366</b>	<b>27,141</b>

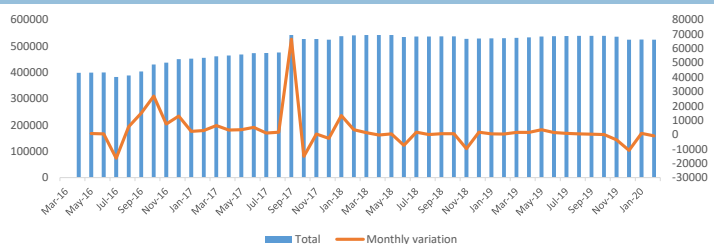
### Type of population and location of refugee in DRC

Town	Urban			Type of population			
	Female	Male	Total	Nationality	Rural	Urban	Total
Kinshasa	374	409	783	Angolan	415	94	509
Lubumbashi	671	810	1,481	Burundian	45,483	1,689	47,172
Goma	1,450	1,383	2,833	Centrafrican	171,125	275	171,400
Bukavu	530	526	1,056	Congolese (Cot)	572	135	707
Likasi	5	4	9	Rwandan	210,536	4,088	214,624
Kipushi	120	109	229	South Sudan	88,533	50	88,583
Other	0	0	0	Other	23	60	83
<b>Total</b>	<b>3,150</b>	<b>3,241</b>	<b>6,391</b>	<b>Total</b>	<b>516,687</b>	<b>6,391</b>	<b>523,078</b>

### Refugee Population by Country of Origin



### Refugee population trend in DRC (2016-2019)




### UNHCR Presence

UNHCR Offices in DRC: 1 Regional Representation in Kinshasa, 5 Sub-offices (Aru, Gbadolite, Goma, Kalemie and Kananga), 7 Field offices (Baraka, Lubumbashi, Libenge, Bukavu, Monga, Mbujimayi and Tshikapa), and 6 Field Units (Bili, Bunia, Uvira, Zongo, Dungu et Aba)

### Refugee Population Biometrically Enrolled (BIMS and Bioregistrator)

Enrolled with fingerprint and/or iris **330,269** **63.14%**



### Age & Gender of refugee population

