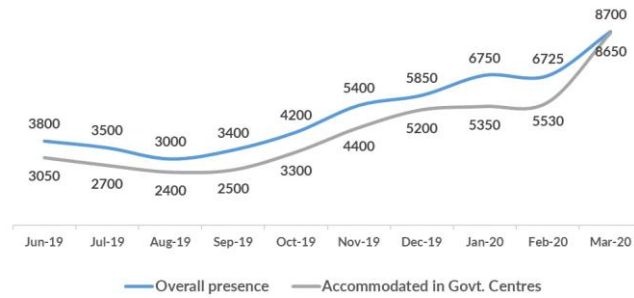


Serbia

March 2020

Asylum-seekers and migrants - presence and shelter



*To see Site Profiles, please click on the above map

Total (observed) arrivals – March: 1,649
Total (observed) arrivals – February: 2,633

Total (observed) arrivals of unaccompanied/separated children - March: 137
Total (observed) arrivals of unaccompanied/separated children - February: 218

Total occupancy of government centres – end March: 8,652
Total occupancy of government centres - end February: 5,628

Total presence of refugees/migrants/asylum-seekers – end March: 8,692
Total presence of refugees/migrants/asylum-seekers – end February: 6,724

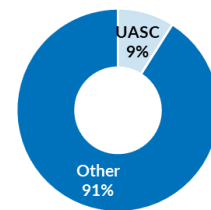
1,649 ↓
2,633 ↓

137 ↓
218 ↓

8,652 ↑
5,628 ↑

8,692 ↑
6,724 ↑

UASC among total observed arrivals Jan-Mar 2020



Asylum processing

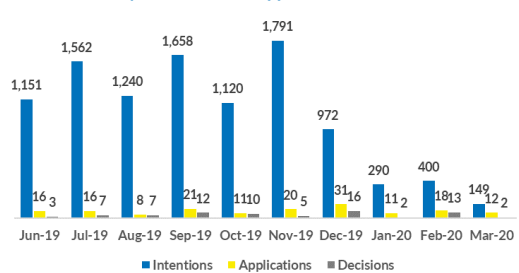
Intentions to seek asylum – March: 149
Intentions to seek asylum – February: 400

Applications for asylum submitted - March: 12
Applications for asylum submitted - February: 18

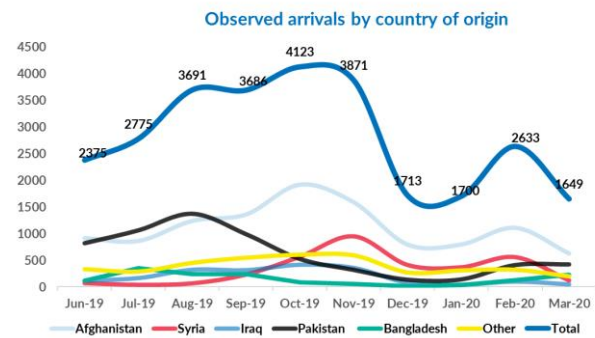
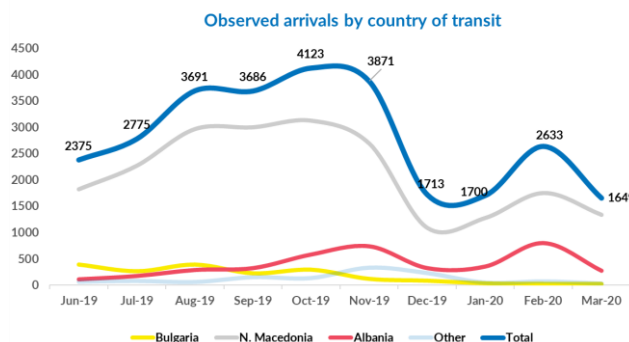
Substantive decisions - March: 2
Substantive decisions - February: 13

Positive decisions - March: 0
Positive decisions - February: 7

Asylum intentions/applications/decisions

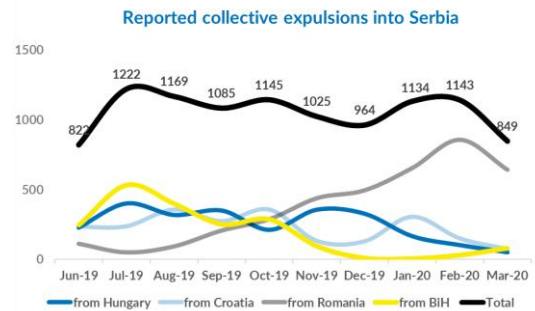


Observed new arrivals - demographics and country of transit



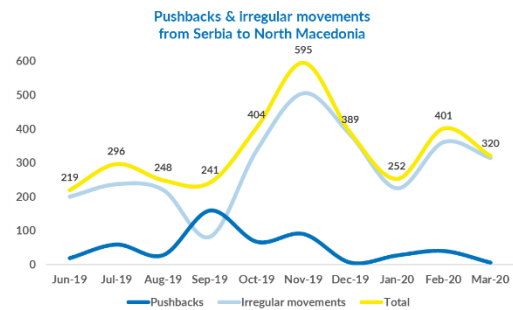
Reported pushbacks into Serbia

Collective expulsions from Hungary - March:	50	↓
Collective expulsions from Hungary - February:	102	↓
Collective expulsion from Croatia - March:	75	↓
Collective expulsions from Croatia - February:	151	↓
Collective expulsions from Romania - March:	643	↓
Collective expulsions from Romania - February:	858	↓
Collective expulsions from BiH - March:	81	↑
Collective expulsions from BiH - February:	32	↑

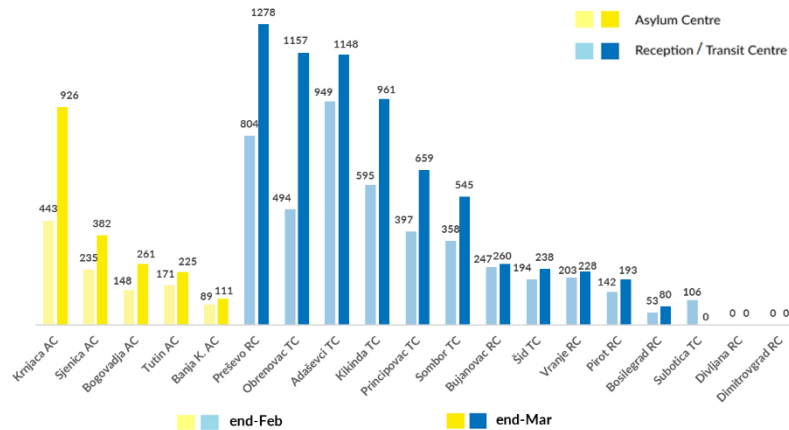


Reported movements from Serbia to North Macedonia

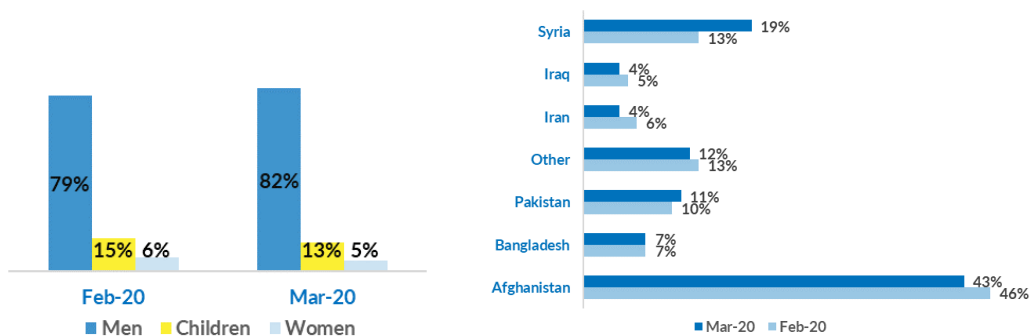
Irregular movements to N. Macedonia - March:	314	↓
Irregular movements to N. Macedonia - February:	361	↓
Pushbacks to N. Macedonia - March:	6	↓
Pushbacks to N. Macedonia - February:	40	↓



Occupancy of Asylum and Reception/Transit Centres



Profile of asylum-seekers/migrants



Asylum statistics are provided by the Ministry of Interior and government centres statistics by SCRM. Other information is based on findings of UNHCR staff and partners. If you use this content, please refer to UNHCR as source.