Tanzania Refugee Population Update

as of 31 March 2020

UNHCR The UN Refugee Agency

Key Figures

286,158 * Population of Concern

85.1% 243,611 Living in camps

5.6% 19,337 Living in settlements

8.1% 23,047 Living in villages

0.1% 163 Living in urban area

90% 256,331 Refugees

10% 29,827 Asylum-seekers

Camp-based population by country of origin

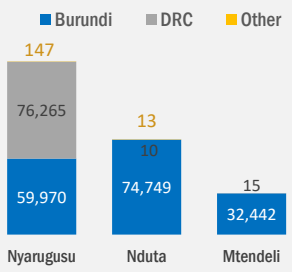

Country of origin

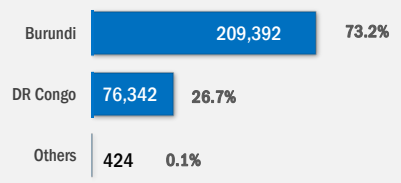

* Population of concern to UNHCR does not include the 162,000 former Burundian refugees (1972) granted citizenship by the Government of Tanzania.

Age and Gender

56% 0-17 Children

3% 60+ Older People

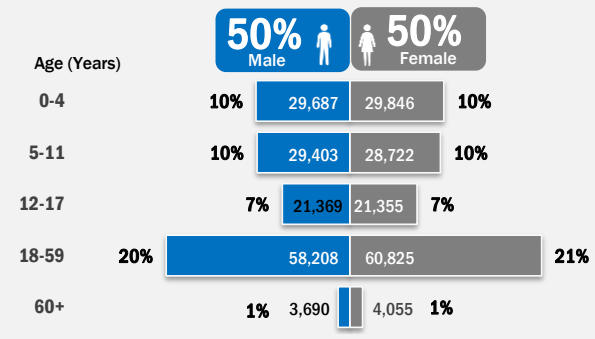

Durable Solutions

Voluntary return of Burundian refugees, 2017-2020

Total Return **81,846**

0-17 Children **56%** — 50% Female

Women & children **78%** — 50% Male

Local integration

162,000 former Burundian refugees (1972) granted citizenship by the Government of Tanzania.

Resettlement departures by country of origin, 2015-2020

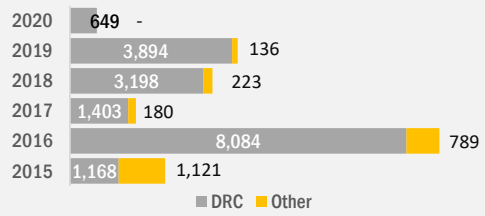

Arrival Trends

Monthly new arrivals, June 2017- March 2020

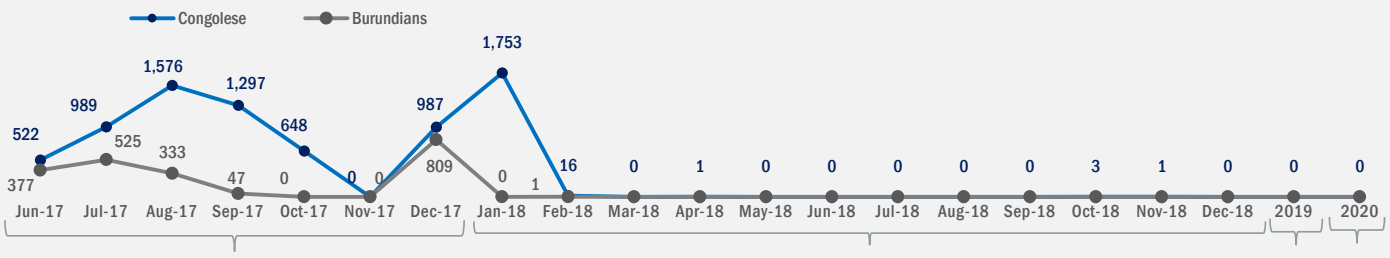

Annual arrivals, 2015-2018

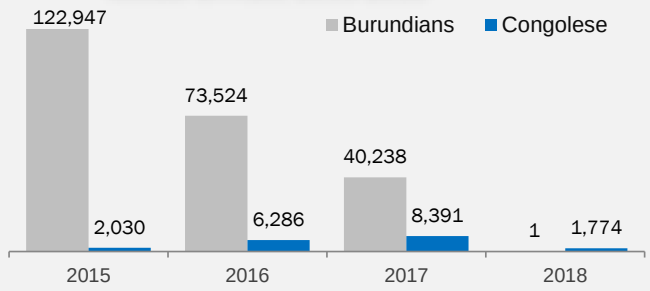

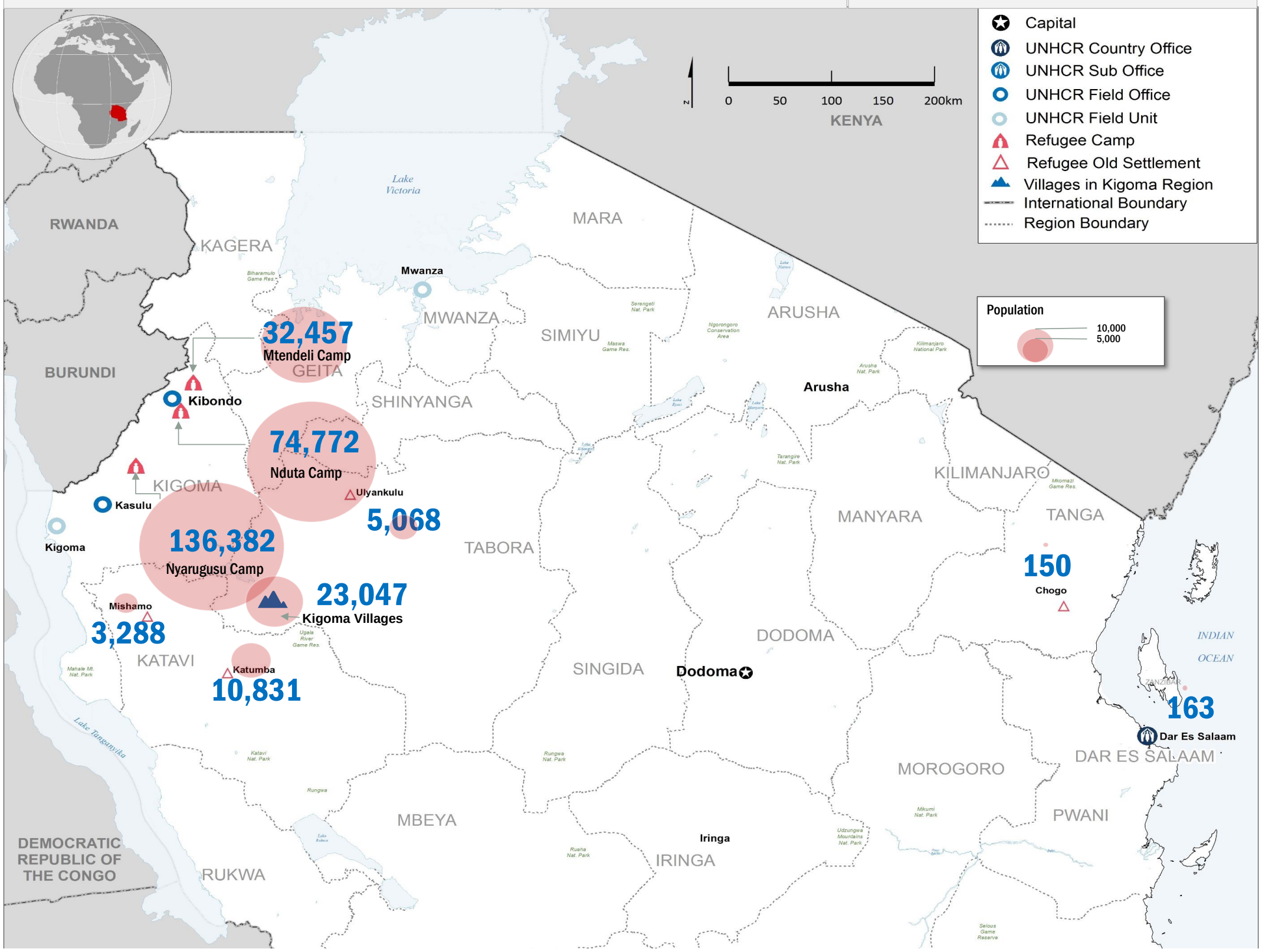

The boundaries and names shown and the designations used on this map do not imply official endorsement or acceptance by the United Nations. Sources: Boundaries: UNCS; Background: USGS; Data: Government of Tanzania, UNHCR.

For more information, please contact:tankbim@unhcr.org or visit: https://data2.unhcr.org/en/situations/burundi/location