

382,353
Individuals
reached through Protection Activities



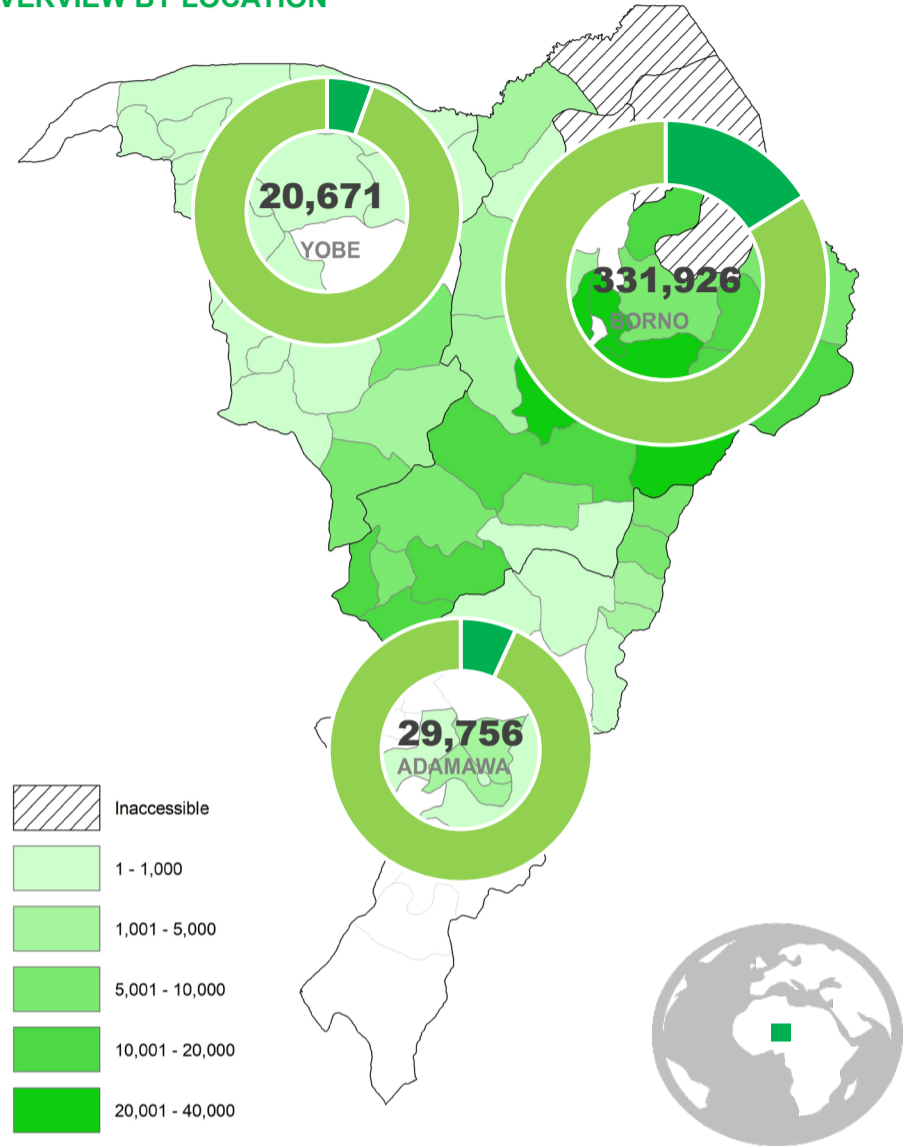
POPULATION PROFILE

5.4M
People in Need

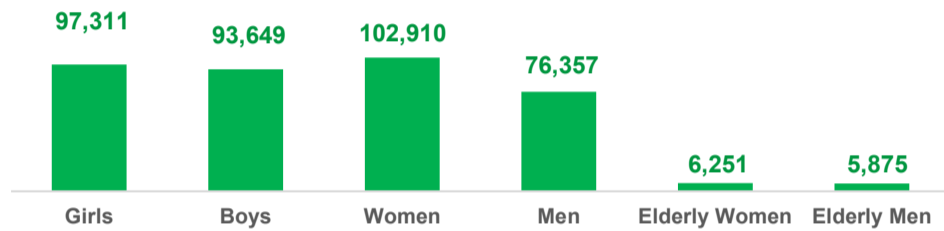
2.5M
People Targeted



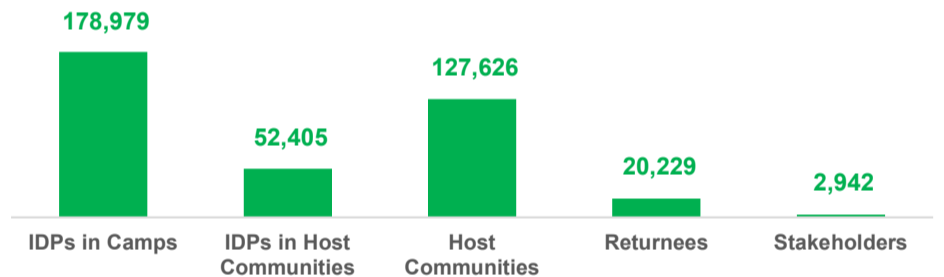
OVERVIEW BY LOCATION



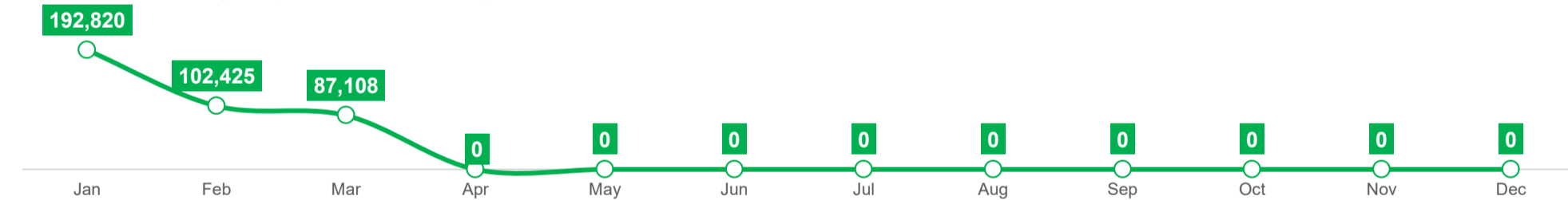
DEMOGRAPHICS



BENEFICIARY TYPE



MONTHLY TRENDS (Newly reached individuals)



FUNDING

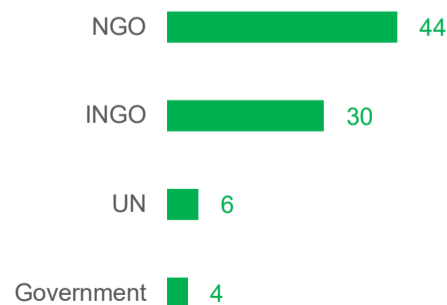
\$82.5M
Funding Required

Financial Tracking System for 2020 received funds not yet available.

0.0%
of the funding received

PARTNERSHIP

84
Protection Partners



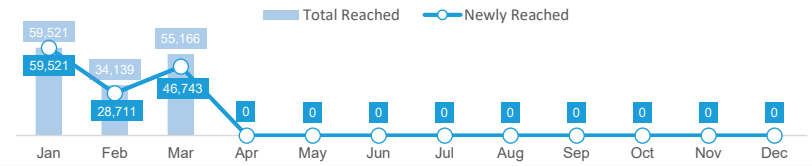
- Yousef Helal Daradkeh, NE PS
daradkeh@unhcr.org
- Markus Topp, NPSWG
topp@unhcr.org
- Joyce Mutiso, CP SS
jmutiso@unicef.org
- Sylvia Opinia, GBV SS
opinia@unfpa.org
- Lionel Pechara, MA SS
lionelp@unops.org
- Peter Bwala, HLP SS
peter.bwala@nrc.no

134,973

Individuals

reached through Protection Activities

MONTHLY TRENDS (Individuals reached)



OVERVIEW BY SUB-SECTOR OBJECTIVES AND INDICATORS

1. Enhance civilians' protection from harm and respond to specific needs and risks with timely and comprehensive protection services.

Number of vulnerable IDPs, IDP returnees and refugee returnees screened, registered and monitored **400,000 | Target**



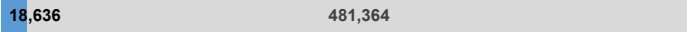
Number of vulnerable women, girls, boys and men referred for inter-sectoral assistance that receive support services **100,000 | Target**



Number of women, girls, boys and men with identified protection needs provided with protection-specific assistance **140,000 | Target**



Number of vulnerable women, girls, boys and men provided with general information about availability of essential services and complaints mechanisms **500,000 | Target**



2. Improve affected persons' access to their rights and strengthen the overall protection environment.

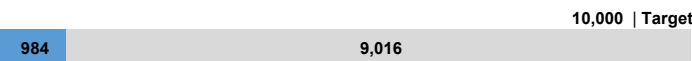
Number of women, girls, boys and men provided with access to legal and land documentation **1,000,000 | Target**



Number of women, girls, boys and men provided with legal aid services for access to justice **25,000 | Target**



Number of persons (IDP and returnees, host community members, Government officials, service providers and humanitarian workers) provided with training on protection principles **10,000 | Target**



3. Promote the creation of conditions for safe, voluntary and durable solutions and enhance freedom of movement.

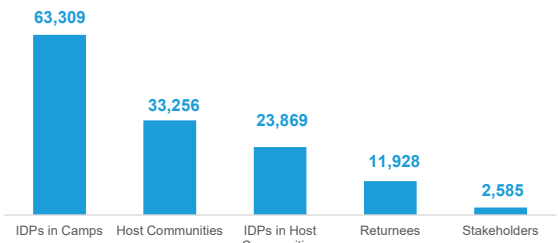
Number of women, girls, boys and men receiving protection information and assistance to counter negative coping mechanisms **500,000 | Target**



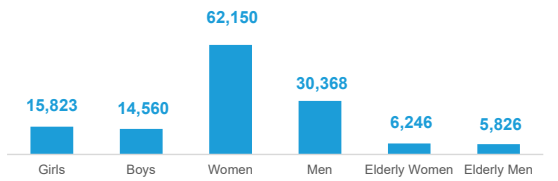
REACHED



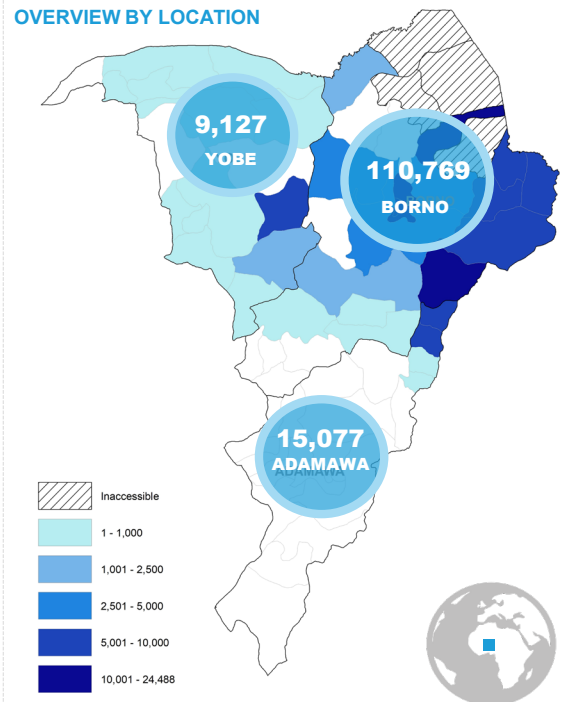
BENEFICIARY TYPE



DEMOGRAPHICS



OVERVIEW BY LOCATION



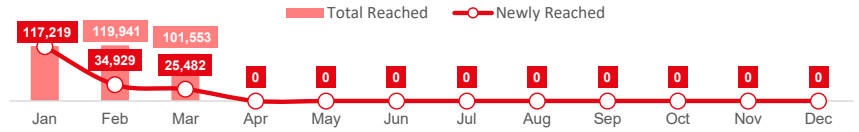


177,630

Individuals

reached through Child Protection Activities

MONTHLY TRENDS (Individuals reached)



OVERVIEW BY SUB-SECTOR OBJECTIVES AND INDICATORS

1: Conflict-affected children, adolescents and caregivers' well-being is enhanced through provision of quality mental health and psychosocial support services and information on child care and protection

Number of children and adolescents benefiting from psychosocial support services. **544,000 | Target**



Number of children and adolescents benefiting from mental health services. **1,500 | Target**



Number of caregivers benefiting from psychosocial support services and mental health services. **25,000 | Target**




Number of community members and caregivers of conflict-affected children who benefit from information on child care and protection. **250,000 | Target**



2: Girls and boys facing protection risks have access to comprehensive case management services

Number of girls and boys affected by protection risks who receive specialized support services. **3,500 | Target**



Number of unaccompanied and separated girls and boys reunified with their families. **900 | Target**



Number of children affected by protection risks (family separation, violence, neglect, abuse, etc.) placed in alternative care arrangements. **4,400 | Target**



Number of girls and boys living with disabilities affected by protection risks who receive specialized support services. **250 | Target**



3: Grave violations against children are monitored and reported; and children and adolescents who have suffered from such violations, including those formerly associated with armed groups or those returning from captivity, are supported to successfully reintegrate into their communities.

Number of children and adolescents suffering from grave child rights violations, including those formerly associated with armed groups or returning from captivity, who benefited from socio-economic assistance to successfully reintegrate into their communities. **4,400 | Target**



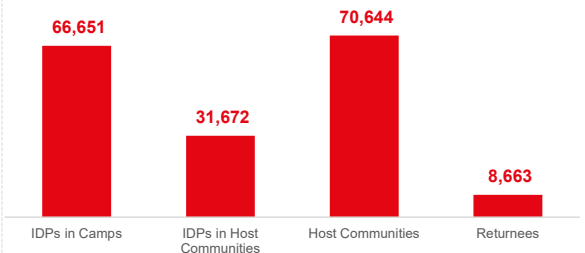
Number of conflict-affected girls, boys, women and men and young people affected by grave child rights violations who benefit from information on grave child rights violations. **300,000 | Target**



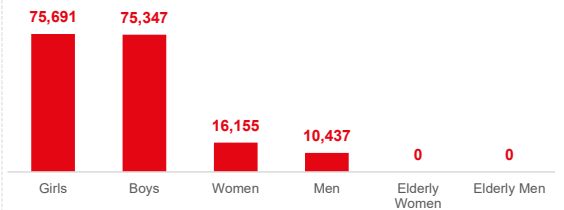
REACHED



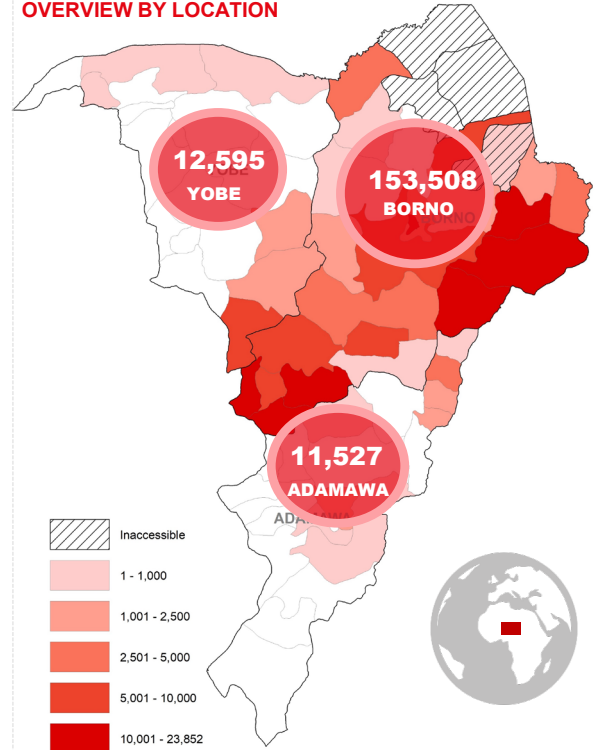
BENEFICIARY TYPE



DEMOGRAPHICS



OVERVIEW BY LOCATION

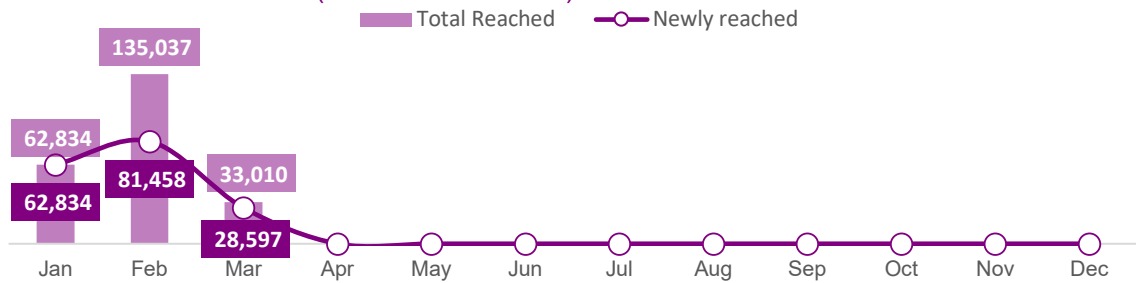


172,889

Individuals

reached through Gender-Based Violence Activities

MONTHLY TRENDS (Individuals reached)



OVERVIEW BY SECTOR, OBJECTIVES AND INDICATORS

1. Improved access to quality lifesaving and well-coordinated GBV response services for survivors and individuals at risk

Number of survivors provided with GBV case management and specialized services (medical - including psychiatric services, psychosocial services, access to justice, safety options and security mechanisms).

200,000 | Target



9%

Number of individuals at risk who receive immediate material assistance including dignity kits

250,000 | Target



2%

Number of practitioners benefitting from training/capacity building initiatives, who demonstrate increased knowledge in improving the quality of service provision

1,000 | Target



76%

2: Enhanced wellbeing among survivors/vulnerable individuals through survivor centred service provision and GBV risk mitigation efforts into humanitarian response efforts

Number of beneficiaries who demonstrate improved capacity from peer support, mentoring/coaching, skills building and empowerment programs

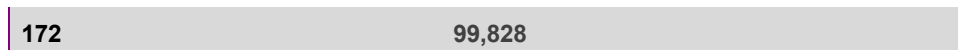
150,000 | Target



15%

Number of beneficiaries (survivors and women/girls formerly abducted/associated with the armed groups & forces, survivors of trafficking) successfully reintegrated into a healthy social environment

100,000 | Target



0%

Number of frontline responders who demonstrate awareness on services for GBV/TIP/WAFAAG and ability to make safe referrals to appropriate assistance

3,500 | Target



4%

Number of relevant institutions/facilities (state services and humanitarian partners) that demonstrate increased capacity in provision of survivor centred services

200 | Target



4%

3: Strengthened community resilience and systems/institutions that prevent and respond to gender-based violence including harmful practices

Number of beneficiaries who access increased social and safe economic/livelihood/income generation opportunities

100,000 | Target



9%

Number of relevant institutions and systems that are enabled (either established and/or strengthened) to plan, fund, and deliver multi-sectoral programmes that prevent and respond to GBV, including harmful practices

15 | Target



0%

Number of persons reached through sensitization, community engagement and capacity building on GBV prevention and principles that address negative social norms

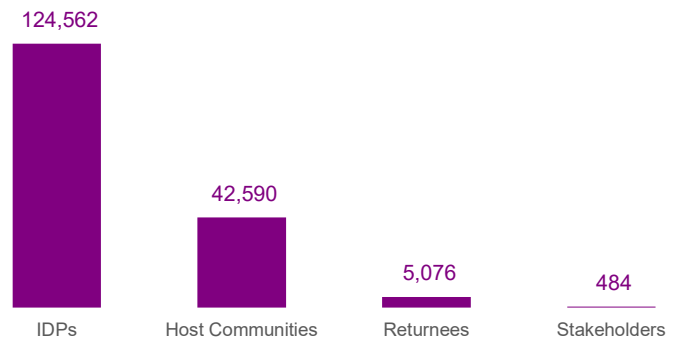
482,721 | Target



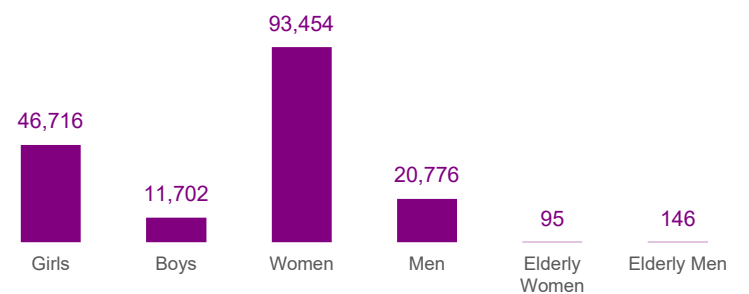
28%

REACHED

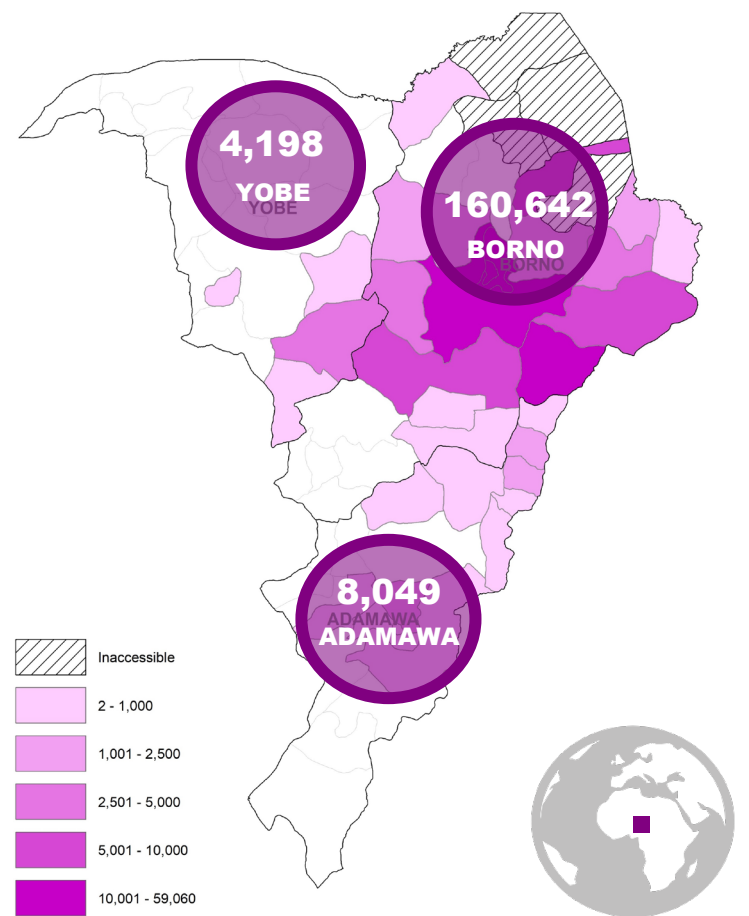
BENEFICIARY TYPE



DEMOGRAPHICS



OVERVIEW BY LOCATION

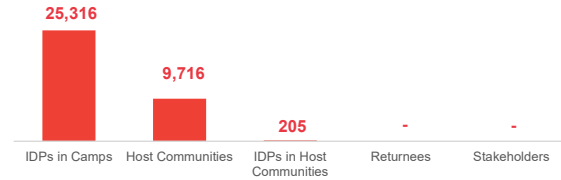


35,237

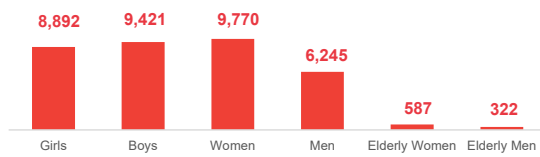
Individuals

reached through Mine Action Activities

BENEFICIARY TYPE



DEMOGRAPHICS



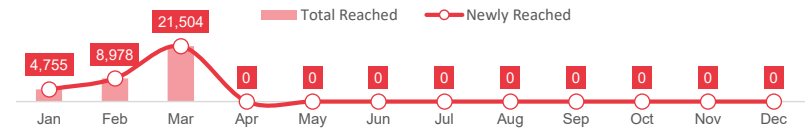
OVERVIEW BY SUB-SECTOR OBJECTIVES AND INDICATORS

1. Enhance civilians' protection from harm and respond to specific needs and risks with timely and comprehensive protection services.

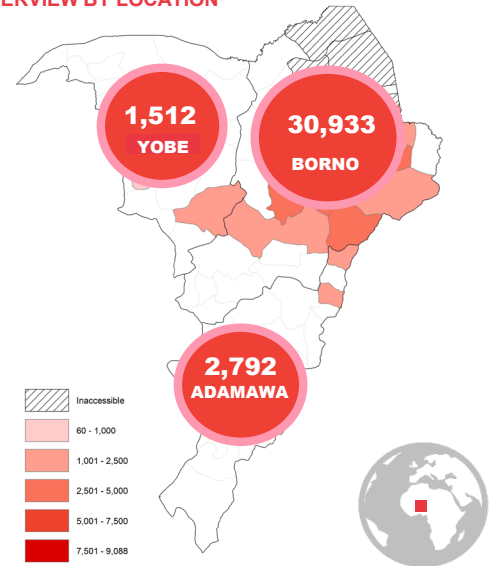
Number of people (IDPs, returnees, host community members, Government officials, service providers and humanitarian workers), benefiting from mine action activities



MONTHLY TRENDS (Individuals reached)



OVERVIEW BY LOCATION

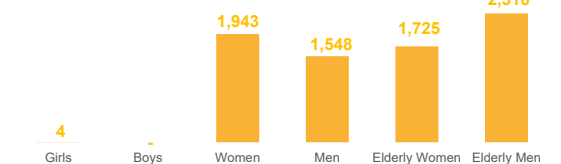
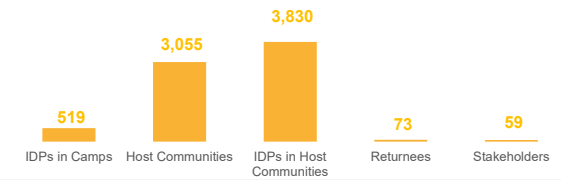


Mine Action Information Management | oluwaseuns@unops.org

7,536

Individuals

reached through HLP



OVERVIEW BY SUB-SECTOR OBJECTIVES AND INDICATORS

1. Enhance civilians' protection from harm and respond to specific needs and risks with timely and comprehensive protection services.


Number of women, girls, boys and men receiving information counseling and legal advice on housing, land and property rights



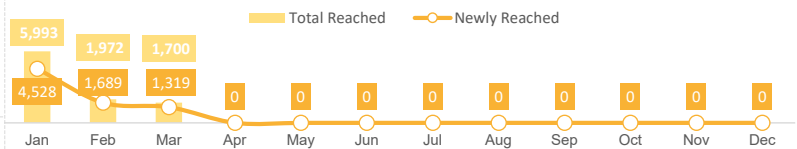
2. Promote the creation of conditions for safe, voluntary and durable solutions and enhance freedom of movement.

25,000 | Target

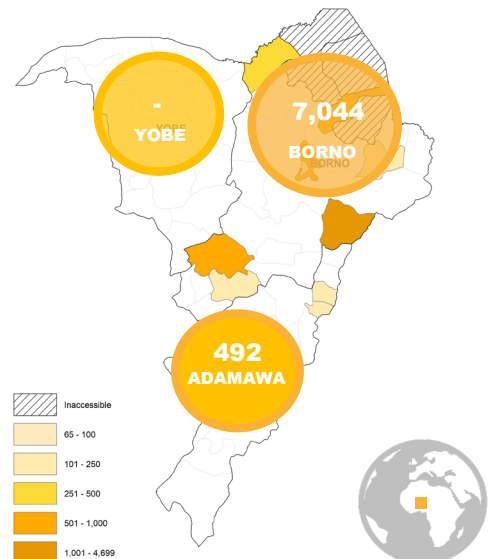
Number of people receiving support of housing, land and property dispute management



MONTHLY TRENDS (Individuals reached)



OVERVIEW BY LOCATION



Housing Land Property Coordinator | peter.bwala@nrc.org