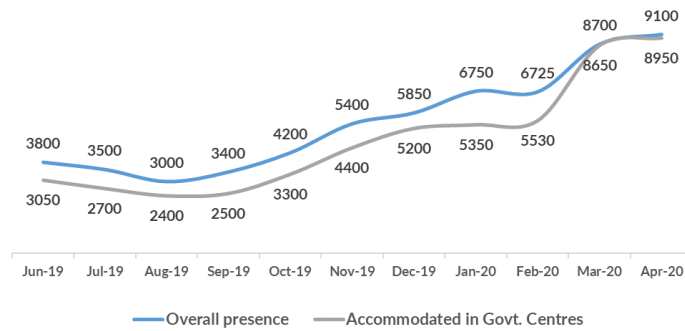


# Serbia

April 2020

## Asylum-seekers and migrants - presence and shelter



\*To see Site Profiles, please click on the above map

**Total (observed) arrivals – April:**  
Total (observed) arrivals – March:

270 ↓  
1,649 ↓

**Total (observed) arrivals of unaccompanied/separated children - April:**  
Total (observed) arrivals of unaccompanied/separated children - March:

8 ↓  
137 ↓

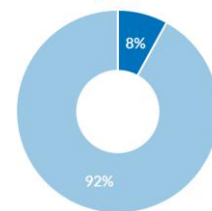
**Total occupancy of government centres – end April:**  
Total occupancy of government centres - end March:

8,945 ↑  
8,652 ↑

**Total presence of refugees/migrants/asylum-seekers – end April:**  
Total presence of refugees/migrants/asylum-seekers – end March:

9,120 ↑  
8,692 ↑

UASC among total observed arrivals  
Jan-Apr 2020



## Asylum processing

**Intentions to seek asylum – April:**  
Intentions to seek asylum – March:

0 ↓  
149 ↓

**Applications for asylum submitted - April:**  
Applications for asylum submitted - March:

1 ↓  
12 ↓

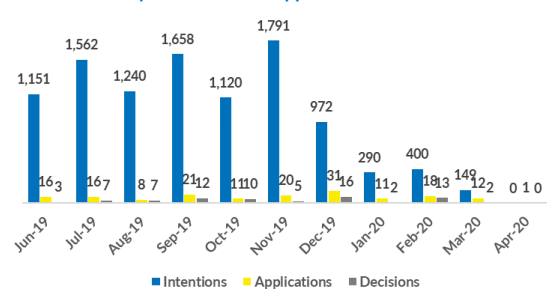
**Substantive decisions - April:**  
Substantive decisions - March:

0 ↓  
2 ↓

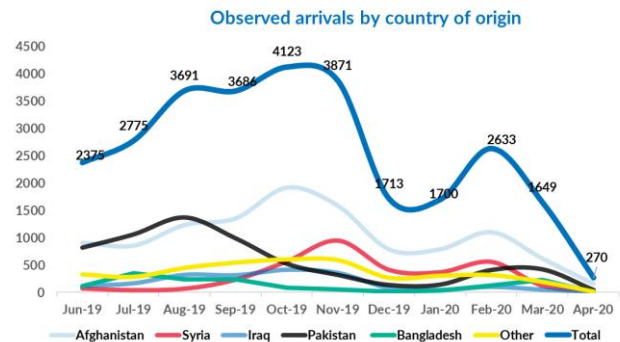
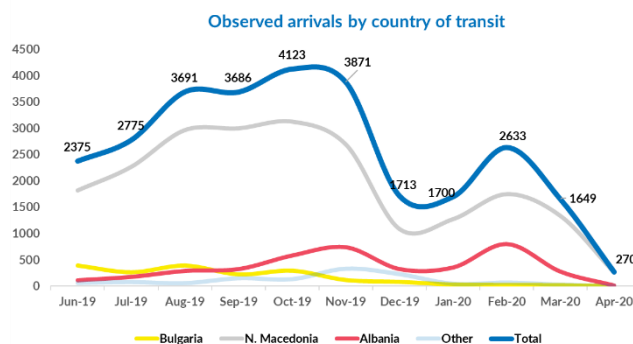
**Positive decisions - April:**  
Positive decisions - March:

0 ↓  
0 ↓

Asylum intentions/applications/decisions



## Observed new arrivals - demographics and country of transit



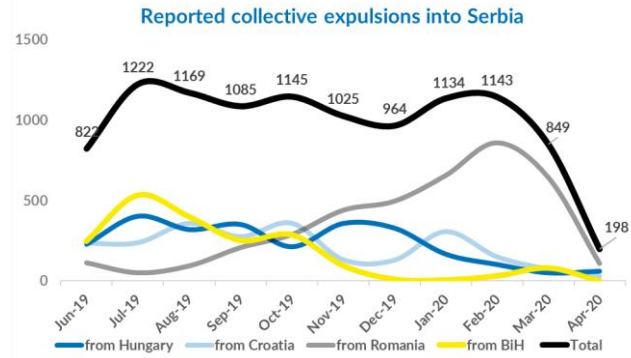
### Reported pushbacks into Serbia

Collective expulsions from Hungary - April: 60  
Collective expulsions from Hungary - March: 50

Collective expulsion from Croatia - April: 30  
Collective expulsions from Croatia - March: 75

Collective expulsions from Romania - April: 108  
Collective expulsions from Romania - March: 643

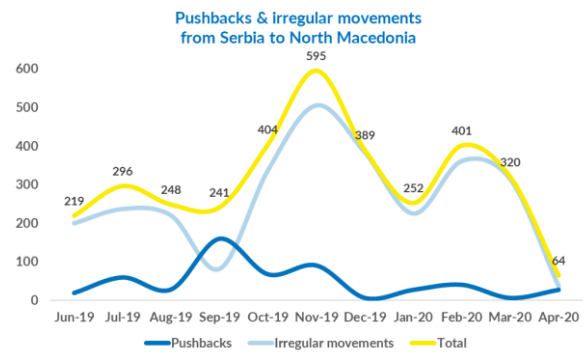
Collective expulsions from BiH - April: 0  
Collective expulsions from BiH - March: 81



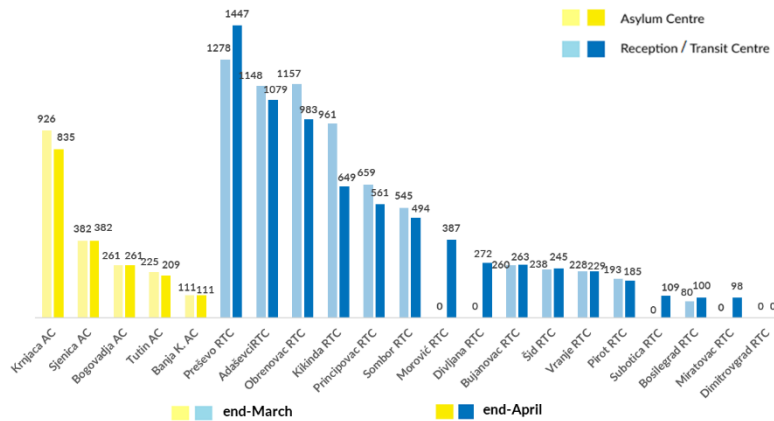
### Reported movements from Serbia to North Macedonia

Irregular movements to N. Macedonia - April: 37  
Irregular movements to N. Macedonia - March: 314

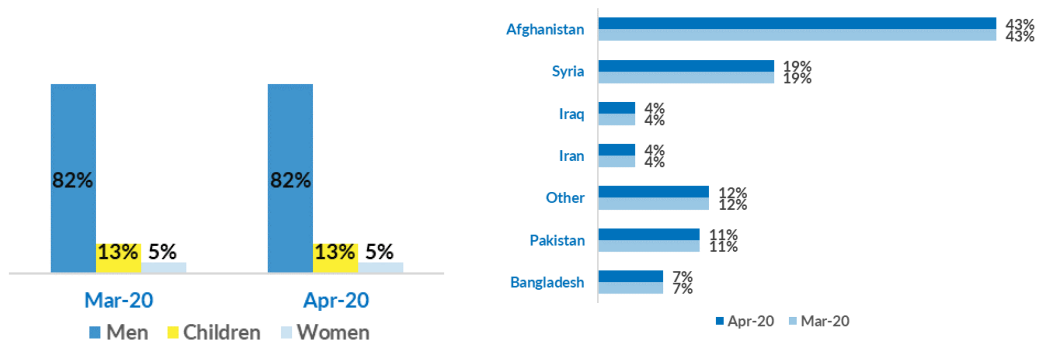
Pushbacks to N. Macedonia - April: 27  
Pushbacks to N. Macedonia - March: 6



### Occupancy of Asylum and Reception/Transit Centres



### Profile of asylum-seekers/migrants



Asylum statistics are provided by the Ministry of Interior and government centres statistics by SCRM. Other information is based on findings of UNHCR staff and partners. If you use this content, please refer to UNHCR as source.