

Registered Iraqis in Jordan

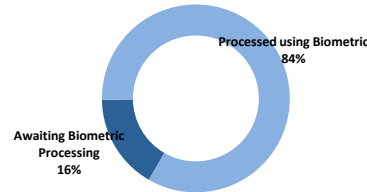
31 May 2020



Total Active Registered Iraqis **67,088**

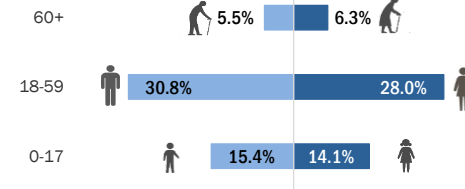
| Standard Age and Gender | | | | | | | | |
|-------------------------|--------------|---------------|--------------|---------------|---------------|--------------|---------------|-------------|
| Age | 0-4 | 5-11 | 12-17 | 18-35 | 36-59 | 60+ | Total | % |
| Female | 1,006 | 4,734 | 3,707 | 9,650 | 9,124 | 4,246 | 32,467 | 48.4% |
| Male | 1,055 | 5,271 | 3,990 | 11,035 | 9,613 | 3,657 | 34,621 | 51.6% |
| Total | 2,061 | 10,005 | 7,697 | 20,685 | 18,737 | 7,903 | 67,088 | 100% |
| | 3.1% | 14.9% | 11.5% | 30.8% | 27.9% | 11.8% | | |

Biometric Statistics (IRIS)



UNHCR Jordan

Age-Gender Breakdown



7,903
11.8%

39,422
58.8%

19,763
29.5%

| Place of Origin | | |
|-----------------|--------|-------|
| Baghdad | 33,630 | 50.1% |
| Erbil | 8,062 | 12.0% |
| Basrah | 4,539 | 6.8% |
| Ninewa | 4,058 | 6.0% |
| Anbar | 4,036 | 6.0% |
| Dahuk | 2,899 | 4.3% |
| Salah al-Din | 1,452 | 2.2% |
| Thi-Qar | 1,340 | 2.0% |
| Other | 1,306 | 1.9% |
| Kirkuk | 1,180 | 1.8% |
| Diyala | 1,113 | 1.7% |
| Missan | 631 | 0.9% |
| Muthanna | 590 | 0.9% |
| Sulaymaniyah | 578 | 0.9% |
| Babil | 505 | 0.8% |
| Wassit | 363 | 0.5% |
| Najaf | 329 | 0.5% |
| Qadissiya | 251 | 0.4% |
| Kerbala | 226 | 0.3% |

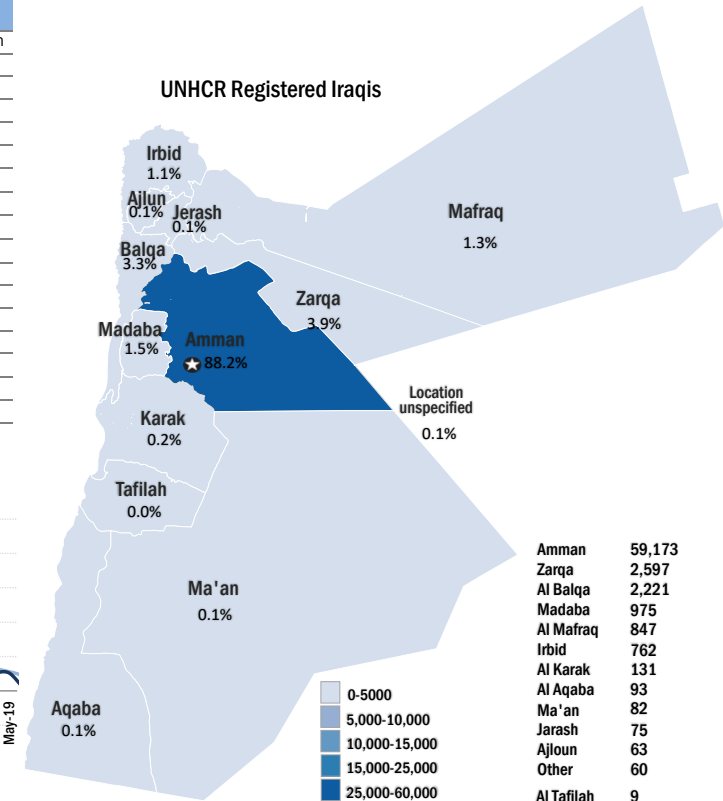
| Specific Needs | | |
|--|---------------|--------------|
| Serious medical condition | 9,693 | 14.4% |
| Disability | 3,543 | 5.3% |
| Specific legal and physical protection needs | 2,242 | 3.3% |
| Woman at risk | 2,025 | 3.0% |
| Child at risk | 1,692 | 2.5% |
| Single parent | 1,178 | 1.8% |
| Older person at risk | 943 | 1.4% |
| Unaccompanied or separated child | 105 | 0.2% |
| Total | 21,421 | 31.9% |

* An individual can have more than one specific need

| Arrivals | | |
|----------|---------|--------------|
| | Arrival | Registration |
| Pre-2006 | 4,050 | 72,669 |
| 2006 | 3,306 | 4,688 |
| 2007 | 2,089 | 31,284 |
| 2008 | 1,020 | 9,762 |
| 2009 | 1,357 | 6,843 |
| 2010 | 1,901 | 7,990 |
| 2011 | 2,344 | 7,770 |
| 2012 | 2,536 | 4,088 |
| 2013 | 4,625 | 5,396 |
| 2014 | 15,862 | 21,537 |
| 2015 | 7,652 | 9,871 |
| 2016 | 8,412 | 10,563 |
| 2017 | 5,632 | 7,070 |
| 2018 | 2,508 | 3,220 |
| 2019 | 17 | 429 |
| 2020 | 1 | 56 |

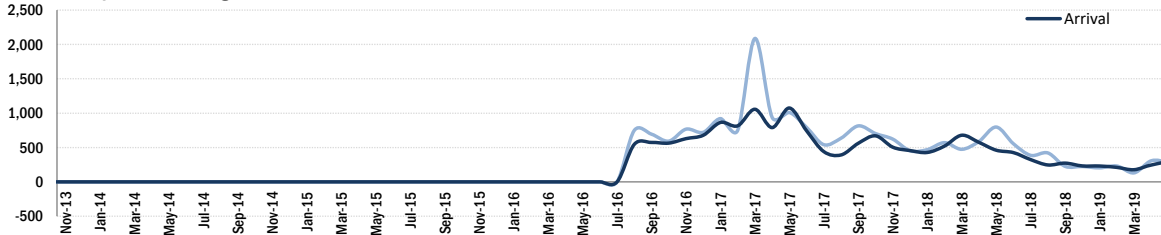
* The new arrivals excludes newborn babies who will be represented under the registration trend.

UNHCR Registered Iraqis



| | |
|------------|--------|
| Amman | 59,173 |
| Zarqa | 2,597 |
| Al Balqa | 2,221 |
| Madaba | 975 |
| Al Mafraq | 847 |
| Irbid | 762 |
| Al Karak | 131 |
| Al Aqaba | 93 |
| Ma'an | 82 |
| Jarash | 75 |
| Ajloun | 63 |
| Other | 60 |
| Al Tafilah | 9 |

Iraqi Arrival & Registration Trends since Jan 2013



Interagency Portal: <http://data.unhcr.org/Syrianrefugees>
 UNHCR on the web: <http://www.unhcr.org> ; <http://www.unhcr.org>
 UNHCR on Social network: <http://www.facebook.com/UNHCRJordan> <http://twitter.com/ZaatariCamp>
 Prepared by Data Analysis Group | Jordan

* Coloured map only reflects refugees living outside camps.