



Statistical Summary

as of

31-May-2020

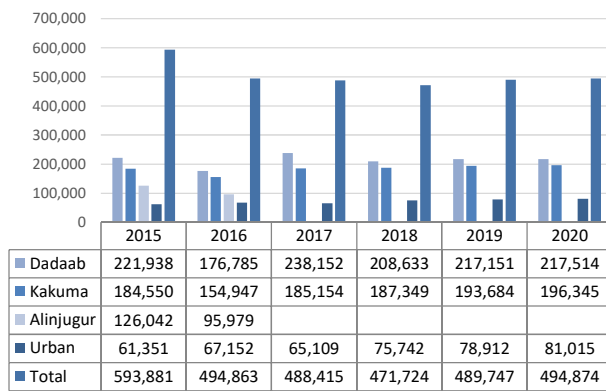
Refugees and Asylum Seekers in Kenya

	Total	Dadaab	Kakuma	Urban	
A. Refugees and Asylum Seekers	494,874	217,514	196,345	81,015	- Page 2
B. Registration	5,127	0	3,088	2,039	- Page 6
C. Refugee Status Determination					- Page 7
1. Applied	3,604	88	1,646	1,870	
2. Recognized	1,540	0	1,222	318	
3. Rejected	0	0	0	0	
4. Pending	52,360	1,633	23,248	27,479	
D. 2020 Resettlement Submissions	1,378				- Page 8
E. 2020 Resettlement Departures	135				- Page 9
F. 2020 Voluntary Repatriation	79	0	79	0	- Page 10

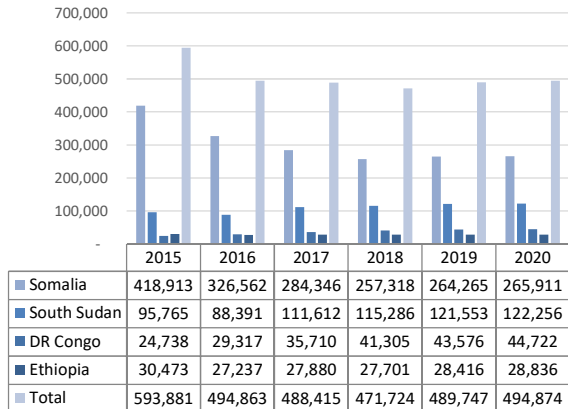
REFUGEES AND ASYLUM SEEKERS IN KENYA BY COUNTRY OF ORIGIN AND LOCATION

Country of Origin	2015					2016					2017				2018				2019				2020			
	Alinjugur	Dadaab	Kakuma	Nairobi	Total	Alinjugur	Dadaab	Kakuma	Nairobi	Total	Dadaab	Kakuma	Nairobi	Total	Dadaab	Kakuma	Nairobi	Total	Dadaab	Kakuma	Urban	Total	Dadaab	Kakuma	Urban	Total
Total	126,042	221,938	184,550	61,351	593,881	95,979	176,785	154,947	67,152	494,863	238,152	185,154	65,109	488,415	208,633	187,349	75,742	471,724	217,151	193,684	78,912	489,747	217,514	196,345	81,015	494,874
Somalia	122,663	208,741	54,886	32,623	418,913	93,342	165,388	37,813	30,019	326,562	229,064	35,549	19,733	284,346	200,886	33,844	22,588	257,318	208,431	34,620	21,214	264,265	209,307	34,938	21,666	265,911
South Sudan	32	1,277	93,413	1,043	95,765	13	1,095	84,983	2,300	88,391	990	105,168	5,454	111,612	978	108,450	5,858	115,286	938	112,189	8,426	121,553	612	113,188	8,456	122,256
DR Congo	154	187	9,861	14,536	24,738	68	150	9,753	19,346	29,317	114	11,533	24,063	35,710	93	12,232	28,980	41,305	77	13,453	30,046	43,576	72	13,870	30,780	44,722
Ethiopia	3,094	11,399	7,595	8,385	30,473	2,525	9,873	5,366	9,473	27,237	7,759	10,470	9,651	27,880	6,478	10,502	10,721	27,701	7,502	10,148	10,766	28,416	7,354	10,390	11,092	28,836
Burundi	70	138	6,804	1,300	8,312	14	120	6,164	2,163	8,461	83	10,134	2,611	12,828	65	10,020	3,237	13,322	72	11,235	3,791	15,098	63	11,683	4,264	16,010
Sudan	-	74	10,023	169	10,266	1	58	9,078	169	9,306	53	9,789	166	10,008	46	9,879	181	10,106	46	9,700	180	9,926	22	9,804	181	10,007
Uganda	12	67	1,158	670	1,907	7	72	1,159	732	1,970	57	1,705	720	2,482	65	1,501	846	2,412	70	1,523	906	2,499	70	1,617	891	2,578
Eritrea	-	18	126	1,481	1,625	-	9	55	1,526	1,590	8	60	1,273	1,341	4	192	1,607	1,803	4	34	1,793	1,831	4	33	1,850	1,887
Rwanda	14	20	615	960	1,609	6	17	505	1,102	1,630	16	611	1,015	1,642	11	612	1,117	1,740	7	652	1,129	1,788	7	676	1,164	1,847
Other	3	17	69	184	273	3	3	71	322	399	8	135	423	566	7	117	607	731	4	130	661	795	3	146	671	820

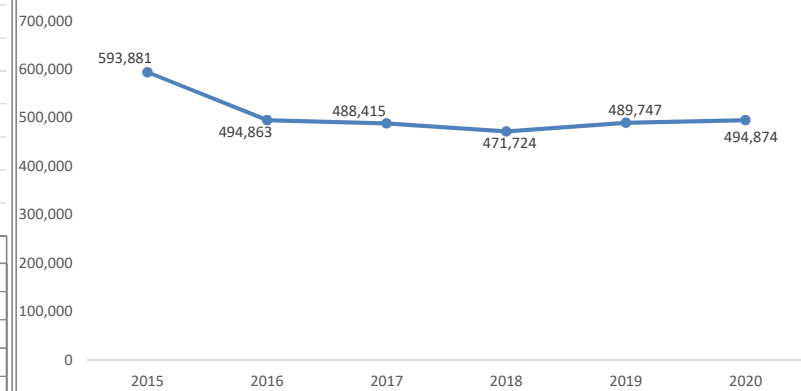
TREND BY LOCATION



TREND BY MAJOR COUNTRIES OF ORIGIN

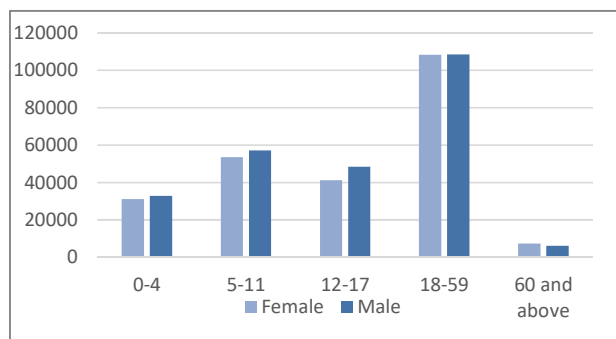


TREND SINCE 2015

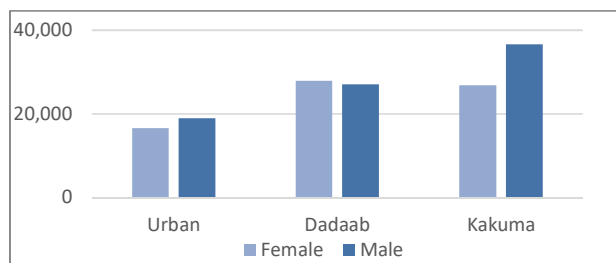


REFUGEES AND ASYLUM SEEKERS IN KENYA : DEMOGRAPHIC BREAKDOWN

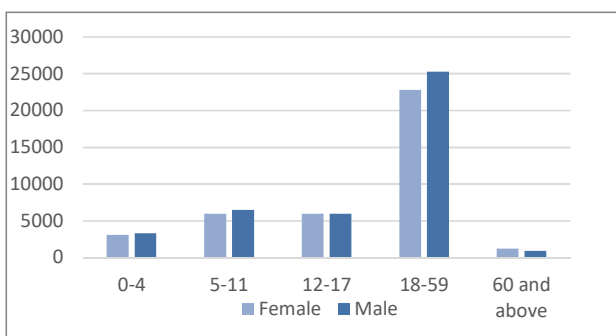
Total Kenya	Age Group	Sex				Total	
		Female		Male			
		#	%	#	%	#	%
0-4	31,204	6.3%	32,859	6.6%	64,063	12.9%	
5-11	53,692	10.8%	57,063	11.5%	110,755	22.4%	
12-17	41,324	8.4%	48,355	9.8%	89,679	18.1%	
18-59	108,384	21.9%	108,452	21.9%	216,836	43.8%	
60 and above	7,361	1.5%	6,180	1.2%	13,541	2.7%	
Total	241,965	48.9%	252,909	51.1%	494,874		



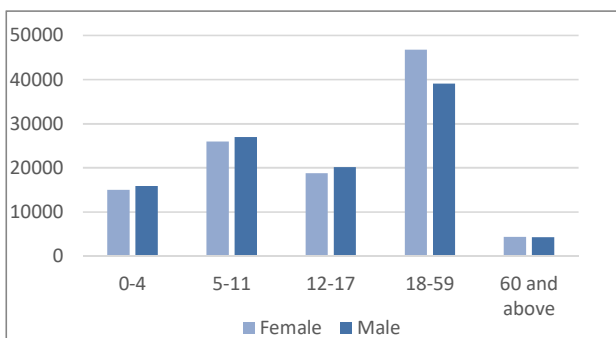
18 - 35 years	Site Name	Sex				Total	
		Female		Male			
		#	%	#	%	#	%
Urban	16,550	10.7%	18,982	12.3%	35,532	23.1%	
Dadaab	27,904	18.1%	27,061	17.6%	54,965	35.7%	
Kakuma	26,858	17.4%	36,613	23.8%	63,471	41.2%	
Total	71,312	46.3%	82,656	53.7%	153,968		



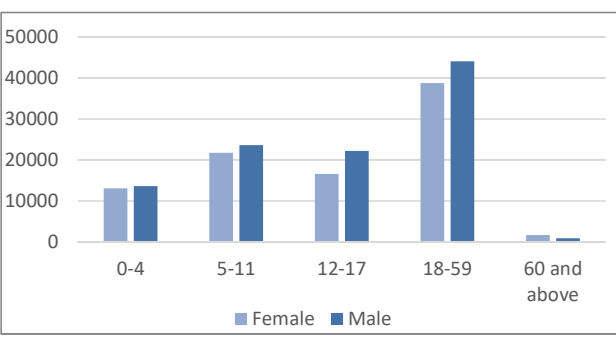
Urban	Age Group	Sex				Total	
		Female		Male			
		#	%	#	%	#	%
0-4	3,074	3.8%	3,296	4.1%	6,370	7.9%	
5-11	5,976	7.4%	6,500	8.0%	12,476	15.4%	
12-17	5,962	7.4%	5,944	7.3%	11,906	14.7%	
18-59	22,791	28.1%	25,275	31.2%	48,066	59.3%	
60 and above	1,244	1.5%	953	1.2%	2,197	2.7%	
Total	39,047	48.2%	41,968	51.8%	81,015		



Dadaab	Age Group	Sex				Total	
		Female		Male			
		#	%	#	%	#	%
0-4	15,052	6.9%	15,892	7.3%	30,944	14.2%	
5-11	25,977	11.9%	26,963	12.4%	52,940	24.3%	
12-17	18,785	8.6%	20,171	9.3%	38,956	17.9%	
18-59	46,831	21.5%	39,092	18.0%	85,923	39.5%	
60 and above	4,426	2.0%	4,325	2.0%	8,751	4.0%	
Total	111,071	51.1%	106,443	48.9%	217,514		

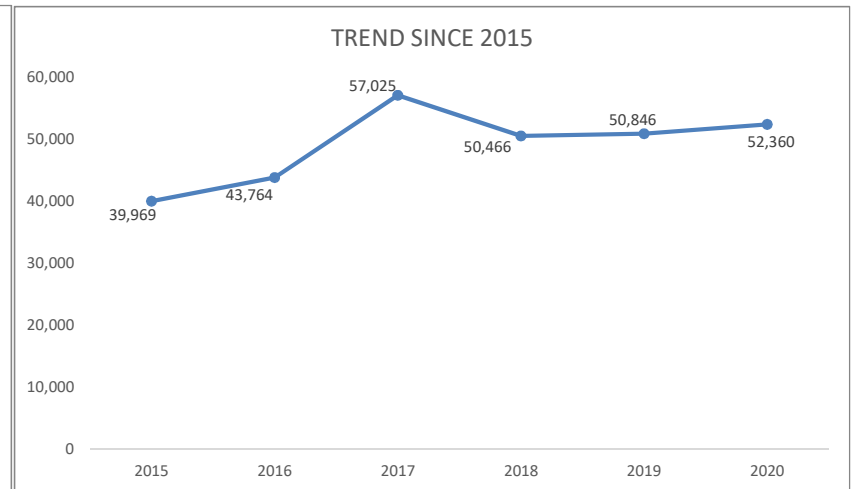
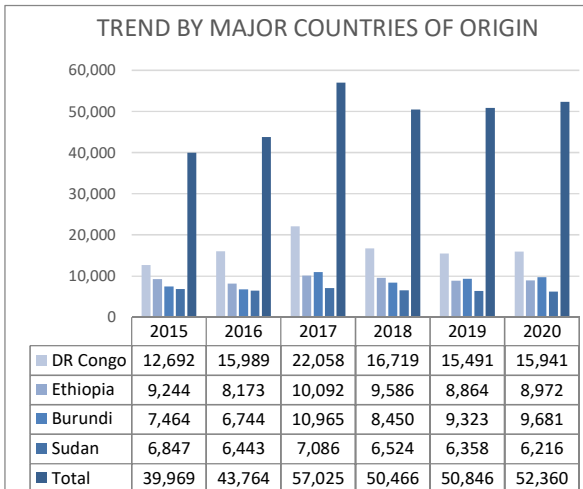
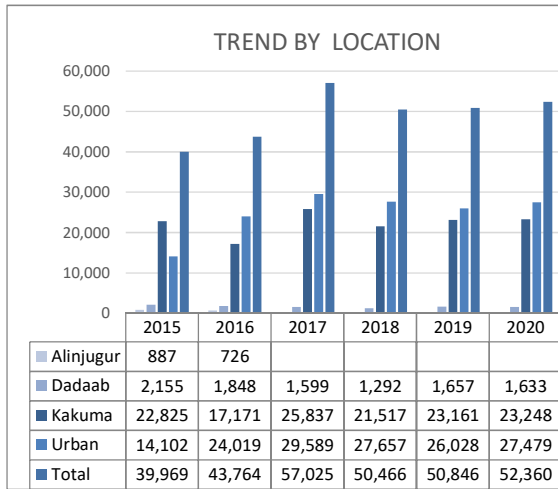


Kakuma	Age Group	Sex				Total	
		Female		Male			
		#	%	#	%	#	%
0-4	13,078	6.7%	13,671	7.0%	26,749	13.6%	
5-11	21,739	11.1%	23,600	12.0%	45,339	23.1%	
12-17	16,577	8.4%	22,240	11.3%	38,817	19.8%	
18-59	38,762	19.7%	44,085	22.5%	82,847	42.2%	
60 and above	1,691	0.9%	902	0.5%	2,593	1.3%	
Total	91,847	46.8%	104,498	53.2%	196,345		



ASYLUM SEEKERS STATISTICS BY COUNTRY OF ORIGIN AND LOCATION

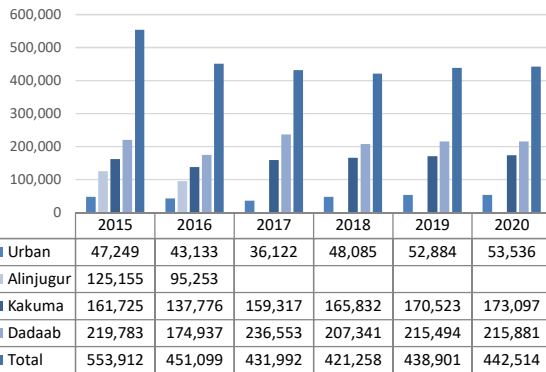
Country of Origin	2015					2016					2017					2018				2019				2020			
	Alinjugur	Dadaab	Kakuma	Nairobi	Total	Alinjugur	Dadaab	Kakuma	Nairobi	Total	Dadaab	Kakuma	Nairobi	Total	Dadaab	Kakuma	Nairobi	Total	Dadaab	Kakuma	Urban	Total	Dadaab	Kakuma	Urban	Total	
Total	887	2,155	22,825	14,102	39,969	726	1,848	17,171	24,019	43,764	1,599	25,837	29,589	57,025	1,292	21,517	27,657	50,466	1,633	23,161	26,028	50,846	1,633	23,248	27,479	52,360	
DR Congo	122	17	4,302	8,251	12,692	39	16	2,523	13,411	15,989	14	4,222	17,822	22,058	8	3,465	13,246	16,719	6	4,493	10,992	15,491	8	4,565	11,368	15,941	
Ethiopia	514	1,900	4,147	2,683	9,244	425	1,583	2,133	4,032	8,173	1,129	3,786	5,177	10,092	881	3,286	5,419	9,586	1,199	3,162	4,503	8,864	1,200	3,022	4,750	8,972	
Burundi	63	97	6,323	981	7,464	11	38	4,901	1,794	6,744	27	8,763	2175	10,965	22	6,239	2,189	8,450	30	6,878	2,415	9,323	28	6,794	2,859	9,681	
Sudan	-	9	6,806	32	6,847	-	2	6,385	56	6,443	2	7,021	63	7,086	2	6,455	67	6,524	15	6,291	52	6,358	4	6,156	56	6,216	
Somalia	164	89	61	679	993	244	162	109	1,599	2,114	364	214	2,119	2,697	330	310	4,180	4,820	340	587	5,572	6,499	344	795	5,833	6,972	
Uganda	9	9	744	508	1,270	1	10	783	545	1,339	9	1,311	533	1,853	6	1,124	439	1,569	6	1,151	452	1,609	6	1,242	482	1,730	
Eritrea	-	3	57	336	396	-	2	12	495	509	2	15	632	649	2	158	936	1,096	2	10	950	962	2	8	1,000	1,010	
Rwanda	14	11	344	427	796	6	10	281	613	910	13	400	663	1,076	7	404	681	1,092	7	465	584	1,056	7	484	621	1,112	
Other	1	14	38	120	173	-	3	44	246	293	4	105	339	448	3	70	453	526	1	79	461	541	-	92	465	557	
South Sudan	-	6	3	85	94	-	22	-	1,228	1,250	35	-	66	101	31	6	47	84	51	45	47	143	34	90	45	169	



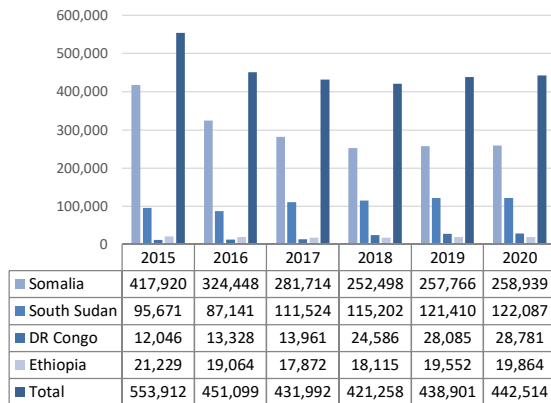
REFUGEES IN KENYA BY COUNTRY OF ORIGIN AND LOCATION

Country of Origin	2015					2016					2017				2018				2019				2020			
	Alinjugur	Dadaab	Kakuma	Nairobi	Total	Alinjugur	Dadaab	Kakuma	Nairobi	Total	Dadaab	Kakuma	Nairobi	Total	Dadaab	Kakuma	Nairobi	Total	Dadaab	Kakuma	Urban	Total	Dadaab	Kakuma	Urban	Total
Total	125,155	219,783	161,725	47,249	553,912	95,253	174,937	137,776	43,133	451,099	236,553	159,317	36,122	431,992	207,341	165,832	48,085	421,258	215,494	170,523	52,884	438,901	215,881	173,097	53,536	442,514
Somalia	122,499	208,652	54,825	31,944	417,920	93,099	165,225	37,704	28,420	324,448	228,700	35,335	17,679	281,714	200,556	33,534	18,408	252,498	208,091	34,033	15,642	257,766	208,963	34,143	15,833	258,939
South Sudan	32	1,271	93,410	958	95,671	13	1,073	84,983	1,072	87,141	955	105,168	5,401	111,524	947	108,444	5,811	115,202	887	112,144	8,379	121,410	578	113,098	8,411	122,087
DR Congo	32	170	5,559	6,285	12,046	29	134	7,230	5,935	13,328	100	7,311	6,550	13,961	85	8,767	15,734	24,586	71	8,960	19,054	28,085	64	9,305	19,412	28,781
Ethiopia	2,580	9,499	3,448	5,702	21,229	2,099	8,291	3,233	5,441	19,064	6,630	6,684	4,558	17,872	5,597	7,216	5,302	18,115	6,303	6,986	6,263	19,552	6,154	7,368	6,342	19,864
Burundi	7	41	481	319	848	3	82	1,263	369	1,717	56	1,371	478	1,905	43	3,781	1,048	4,872	42	4,357	1,376	5,775	35	4,889	1,405	6,329
Sudan	-	65	3,217	137	3,419	1	56	2,693	113	2,863	51	2,768	105	2,924	44	3,424	114	3,582	31	3,409	128	3,568	18	3,648	125	3,791
Uganda	3	58	414	162	637	6	62	376	187	631	48	394	192	634	59	377	407	843	64	372	454	890	64	375	409	848
Eritrea	-	15	69	1,145	1,229	-	7	43	1,031	1,081	6	45	657	708	2	34	671	707	2	24	843	869	2	25	850	877
Rwanda	-	9	271	533	813	-	7	224	489	720	3	211	372	586	4	208	436	648	0	187	545	732	0	192	543	735
Other	2	3	31	64	100	3	-	27	76	106	4	30	130	164	4	47	154	205	3	51	200	254	3	54	206	263

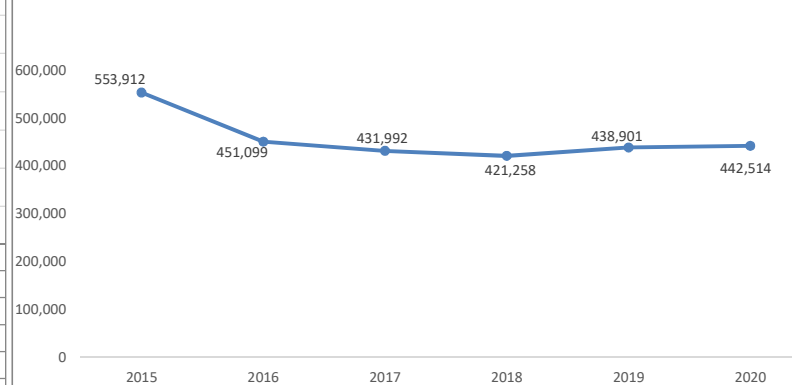
TREND BY LOCATION



TREND BY MAJOR COUNTRIES OF ORIGIN



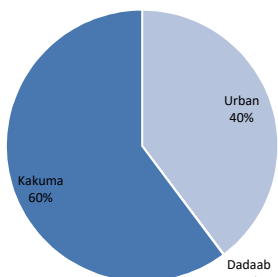
TREND SINCE 2015



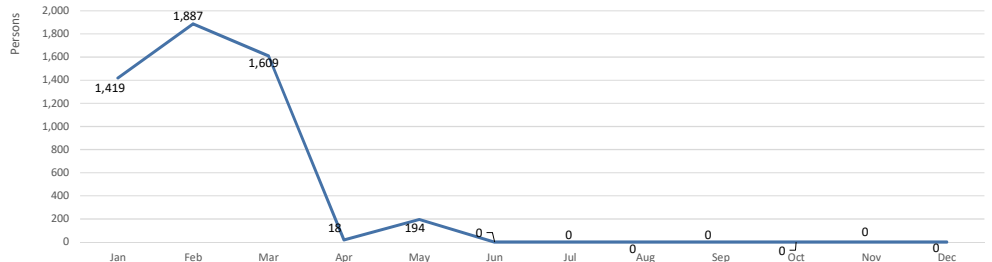
KENYA REGISTRATION TREND BY LOCATION AND COUNTRY OF ORIGIN

	Month	Total	Country of Origin																										
			AFG	ANG	BDI	BKF	CAR	COB	COD	CMR	ERT	ETH	ICO	LBR	NIG	RSA	RWA	SLE	SOM	SSD	SUD	SYR	TAN	TIB	TUR	UGA	YEM	ZIM	OTHER
Total Kenya	Jan	1,419	-	-	273	-	-	-	277	1	24	127	-	-	-	-	27	-	178	408	56	-	1	-	1	41	4	-	1
	Feb	1,887	-	-	306	-	-	5	437	1	14	146	-	-	-	-	6	-	109	730	64	-	-	-	-	67	2	-	-
	Mar	1,609	-	-	288	-	-	-	301	-	13	67	-	-	-	-	19	-	187	645	52	-	-	-	2	33	2	-	-
	Apr	18	-	-	-	-	-	-	-	-	-	-	-	-	-	-	2	-	15	1	-	-	-	-	-	-	-	-	-
	May	194	-	-	17	-	-	-	36	-	-	14	-	-	-	-	-	54	69	4	-	-	-	-	-	-	-	-	-
	Jun	0	-	-	-	-	-	-	-	-	-	-	-	-	-	-	-	-	-	-	-	-	-	-	-	-	-	-	-
	Jul	0	-	-	-	-	-	-	-	-	-	-	-	-	-	-	-	-	-	-	-	-	-	-	-	-	-	-	-
	Aug	0	-	-	-	-	-	-	-	-	-	-	-	-	-	-	-	-	-	-	-	-	-	-	-	-	-	-	-
	Sep	0	-	-	-	-	-	-	-	-	-	-	-	-	-	-	-	-	-	-	-	-	-	-	-	-	-	-	-
	Oct	0	-	-	-	-	-	-	-	-	-	-	-	-	-	-	-	-	-	-	-	-	-	-	-	-	-	-	-
	Nov	0	-	-	-	-	-	-	-	-	-	-	-	-	-	-	-	-	-	-	-	-	-	-	-	-	-	-	-
	Dec	0	-	-	-	-	-	-	-	-	-	-	-	-	-	-	-	-	-	-	-	-	-	-	-	-	-	-	-
	Total	5,127	0	0	884	0	0	5	1,051	2	51	354	0	0	0	0	54	0	543	1,853	176	0	1	0	3	141	8	0	1
Urban	Jan	724	-	-	140	-	-	-	220	1	23	119	-	-	-	-	21	-	155	17	-	-	1	-	1	23	2	-	1
	Feb	875	-	-	219	-	-	2	331	1	14	130	-	-	-	-	3	-	103	23	2	-	-	-	-	45	2	-	-
	Mar	440	-	-	121	-	-	-	138	-	13	59	-	-	-	-	11	-	67	23	1	-	-	-	2	3	2	-	-
	Apr	0	-	-	-	-	-	-	-	-	-	-	-	-	-	-	-	-	-	-	-	-	-	-	-	-	-	-	-
	May	0	-	-	-	-	-	-	-	-	-	-	-	-	-	-	-	-	-	-	-	-	-	-	-	-	-	-	-
	Jun	0	-	-	-	-	-	-	-	-	-	-	-	-	-	-	-	-	-	-	-	-	-	-	-	-	-	-	-
	Jul	0	-	-	-	-	-	-	-	-	-	-	-	-	-	-	-	-	-	-	-	-	-	-	-	-	-	-	-
	Aug	0	-	-	-	-	-	-	-	-	-	-	-	-	-	-	-	-	-	-	-	-	-	-	-	-	-	-	-
	Sep	0	-	-	-	-	-	-	-	-	-	-	-	-	-	-	-	-	-	-	-	-	-	-	-	-	-	-	-
	Oct	0	-	-	-	-	-	-	-	-	-	-	-	-	-	-	-	-	-	-	-	-	-	-	-	-	-	-	-
	Nov	0	-	-	-	-	-	-	-	-	-	-	-	-	-	-	-	-	-	-	-	-	-	-	-	-	-	-	-
	Dec	0	-	-	-	-	-	-	-	-	-	-	-	-	-	-	-	-	-	-	-	-	-	-	-	-	-	-	-
	Total	2,039	0	0	480	0	0	2	689	2	50	308	0	0	0	0	35	0	325	63	3	0	1	0	3	71	6	0	1
Dadaab	Jan	0	-	-	-	-	-	-	-	-	-	-	-	-	-	-	-	-	-	-	-	-	-	-	-	-	-	-	
	Feb	0	-	-	-	-	-	-	-	-	-	-	-	-	-	-	-	-	-	-	-	-	-	-	-	-	-	-	
	Mar	0	-	-	-	-	-	-	-	-	-	-	-	-	-	-	-	-	-	-	-	-	-	-	-	-	-	-	
	Apr	0	-	-	-	-	-	-	-	-	-	-	-	-	-	-	-	-	-	-	-	-	-	-	-	-	-	-	
	May	0	-	-	-	-	-	-	-	-	-	-	-	-	-	-	-	-	-	-	-	-	-	-	-	-	-	-	
	Jun	0	-	-	-	-	-	-	-	-	-	-	-	-	-	-	-	-	-	-	-	-	-	-	-	-	-	-	
	Jul	0	-	-	-	-	-	-	-	-	-	-	-	-	-	-	-	-	-	-	-	-	-	-	-	-	-	-	
	Aug	0	-	-	-	-	-	-	-	-	-	-	-	-	-	-	-	-	-	-	-	-	-	-	-	-	-	-	
	Sep	0	-	-	-	-	-	-	-	-	-	-	-	-	-	-	-	-	-	-	-	-	-	-	-	-	-	-	
	Oct	0	-	-	-	-	-	-	-	-	-	-	-	-	-	-	-	-	-	-	-	-	-	-	-	-	-	-	
	Nov	0	-	-	-	-	-	-	-	-	-	-	-	-	-	-	-	-	-	-	-	-	-	-	-	-	-	-	
	Dec	0	-	-	-	-	-	-	-	-	-	-	-	-	-	-	-	-	-	-	-	-	-	-	-	-	-	-	
	Total	0	0	0	0	0	0	0	0	0	0	0	0	0	0	0	0	0	0	0	0	0	0	0	0	0	0	0	0
Kakuma	Jan	695	-	-	133	-	-	-	57	-	1	8	-	-	-	-	6	-	23	391	56	-	-	-	-	18	2	-	-
	Feb	1,012	-	-	87	-	-	3	106	-	-	16	-	-	-	-	3	-	6	707	62	-	-	-	-	22	-	-	-
	Mar	1,169	-	-	167	-	-	-	163	-	-	8	-	-	-	-	8	-	120	622	51	-	-	-	-	30	-	-	-
	Apr	18	-	-	-	-	-	-	-	-	-	-	-	-	-	-	2	-	15	1	-	-	-	-	-	-	-	-	-
	May	194	-	-	17	-	-	-	36	-	-	14	-	-	-	-	-	54	69	4	-	-	-	-	-	-	-	-	-
	Jun	0	-	-	-	-	-	-	-	-	-	-	-	-	-	-	-	-	-	-	-	-	-	-	-	-	-	-	
	Jul	0	-	-	-	-	-	-	-	-	-	-	-	-	-	-	-	-	-	-	-	-	-	-	-	-	-	-	
	Aug	0	-	-	-	-	-	-	-	-	-	-	-	-	-	-	-	-	-	-	-	-	-	-	-	-	-	-	
	Sep	0	-	-	-	-	-	-	-	-	-	-	-	-	-	-	-	-	-	-	-	-	-	-	-	-	-	-	
	Oct	0	-	-	-	-	-	-	-	-	-	-	-	-	-	-	-	-	-	-	-	-	-	-	-	-	-	-	
	Nov	0	-	-	-	-	-	-	-	-	-	-	-	-	-	-	-	-	-	-	-	-	-	-	-	-	-	-	
	Dec	0	-	-	-	-	-	-	-	-	-	-	-	-	-	-	-	-	-	-	-	-	-	-	-	-	-	-	
	Total	3,088	0	0	404	0	0	3	362	0	1	46	0	0	0	0	19	0	218	1,790	173	0	0	0	0	70	2	0	0

Registration Distribution by Location

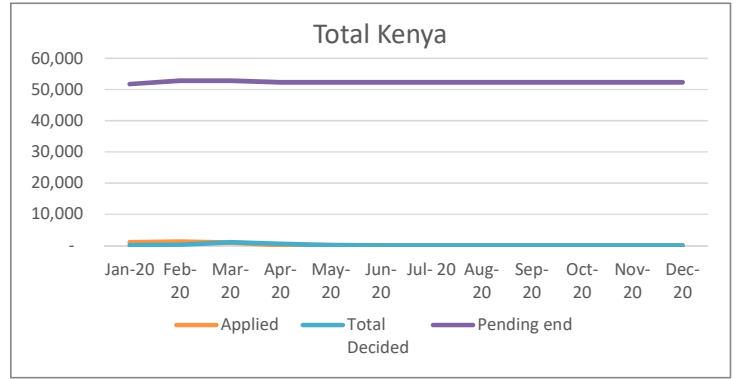


Monthly Registration Trend 2020

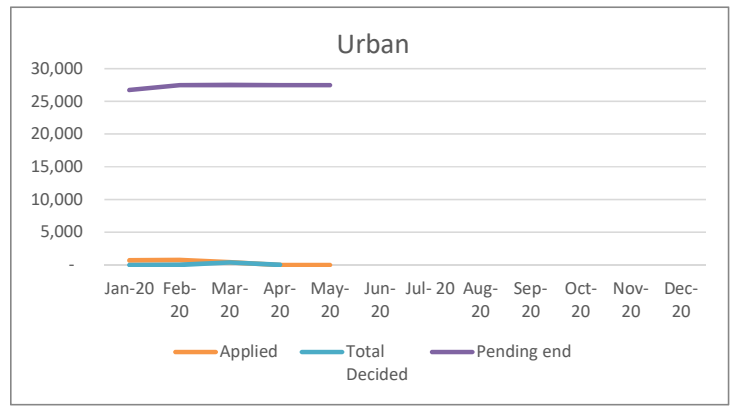


Individual Asylum Applications and Refugee Status Determination Trend

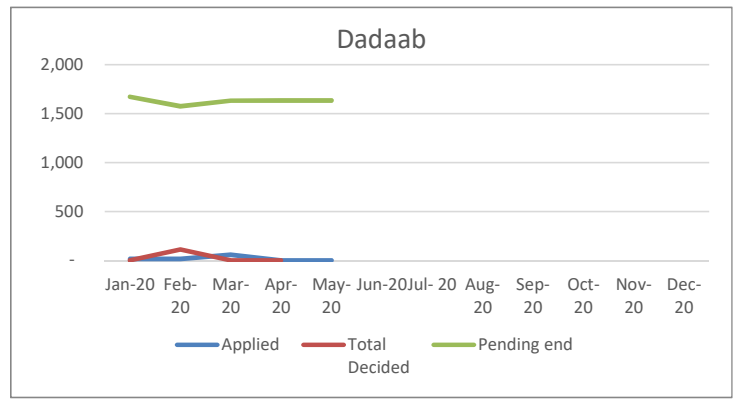
Total	Month	Pending begin	Applied	Reco-gnized	Reje-cted	Oth. Closed	Total Decided	Pending end
	Jan-20	50,846	1,034	1	-	103	104	51,776
	Feb-20	51,776	1,318	-	-	230	230	52,864
	Mar-20	52,864	1,011	930	-	116	1,046	52,829
	Apr-20	52,829	116	589	-	10	599	52,346
	May-20	52,346	125	20	-	91	111	52,360
	Jun-20	52,360	-	-	-	-	-	52,360
	Jul-20	52,360	-	-	-	-	-	52,360
	Aug-20	52,360	-	-	-	-	-	52,360
	Sep-20	52,360	-	-	-	-	-	52,360
	Oct-20	52,360	-	-	-	-	-	52,360
	Nov-20	52,360	-	-	-	-	-	52,360
	Dec-20	52,360	-	-	-	-	-	52,360
Total		3,604	1,540	-	550	2,090		



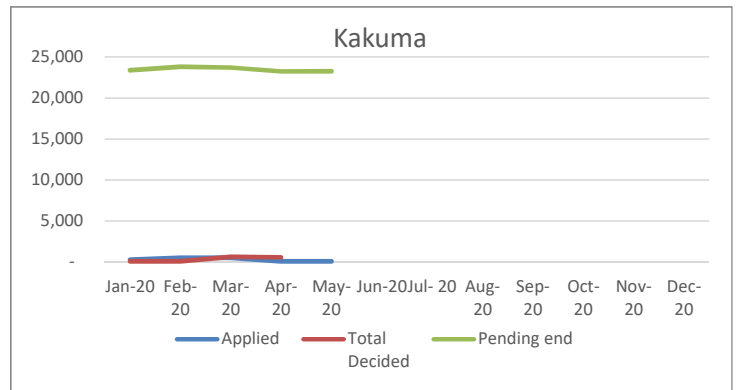
Urban	Month	Pending begin	Applied	Reco-gnized	Reje-cted	Oth. Closed	Total Decided	Pending end
	Jan-20	26,028	716	-	-	-	-	26,744
	Feb-20	26,744	747	-	-	8	8	27,483
	Mar-20	27,483	407	317	-	83	400	27,490
	Apr-20	27,490	-	-	-	10	10	27,480
	May-20	27,480	0	1	0	0	1	27,479
	Jun-20	27,479						27,479
	Jul-20	27,479						27,479
	Aug-20	27,479						27,479
	Sep-20	27,479						27,479
	Oct-20	27,479						27,479
	Nov-20	27,479						27,479
	Dec-20	27,479						27,479
Total		1,870	318	-	101	419		



Dadaab	Month	Pending begin	Applied	Reco-gnized	Reje-cted	Oth. Closed	Total Decided	Pending end
	Jan-20	1,657	14	-	-	-	-	1,671
	Feb-20	1,671	16	-	-	112	112	1,575
	Mar-20	1,575	57	-	-	-	-	1,632
	Apr-20	1,632	1	-	-	-	-	1,633
	May-20	1,633	-	-	-	-	-	1,633
	Jun-20	1,633						1,633
	Jul-20	1,633						1,633
	Aug-20	1,633						1,633
	Sep-20	1,633						1,633
	Oct-20	1,633						1,633
	Nov-20	1,633						1,633
	Dec-20	1,633						1,633
Total		88	-	-	112	112		



Kakuma	Month	Pending begin	Applied	Reco-gnized	Reje-cted	Oth. Closed	Total Decided	Pending end
	Jan-20	23,161	304	1	-	103	104	23,361
	Feb-20	23,361	555	-	-	110	110	23,806
	Mar-20	23,806	547	613	-	33	646	23,707
	Apr-20	23,707	115	589	-	-	589	23,233
	May-20	23,233	125	19	-	91	110	23,248
	Jun-20	23,248						23,248
	Jul-20	23,248						23,248
	Aug-20	23,248						23,248
	Sep-20	23,248						23,248
	Oct-20	23,248						23,248
	Nov-20	23,248						23,248
	Dec-20	23,248						23,248
Total		1,646	1,222	-	337	1,559		



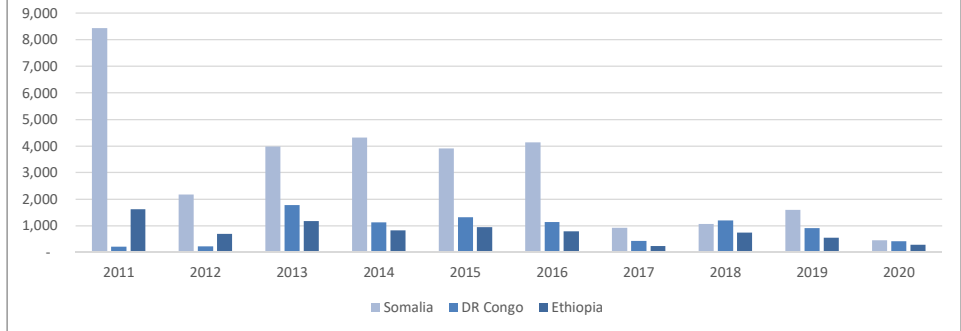
RESETTLEMENT SUBMISSION BY COUNTRY OF ORIGIN

Country of Origin	2011	2012	2013	2014	2015	2016	2017	2018	2019	2020	Total
Somalia	8,439	2,170	3,985	4,325	3,909	4,147	929	1,068	1,605	458	31,035
DR Congo	218	230	1,783	1,132	1,326	1,143	424	1,203	916	419	8,794
Ethiopia	1,617	700	1,181	830	941	785	237	748	553	285	7,877
South Sudan	-	33	214	111	420	701	143	1,229	754	138	3,743
Sudan	175	30	29	158	541	104	4	34	3	-	1,078
Uganda	13	5	24	88	108	107	47	136	191	10	729
Burundi	17	22	58	46	121	81	100	121	104	58	728
Eritrea	25	20	111	73	116	55	26	39	36	7	508
Rwanda	13	24	22	31	78	26	10	17	15	3	239
Other	1	5	5	11	26	14	20	16	10	-	108
Total	10,518	3,239	7,412	6,805	7,586	7,163	1,940	4,611	4,187	1,378	53,461

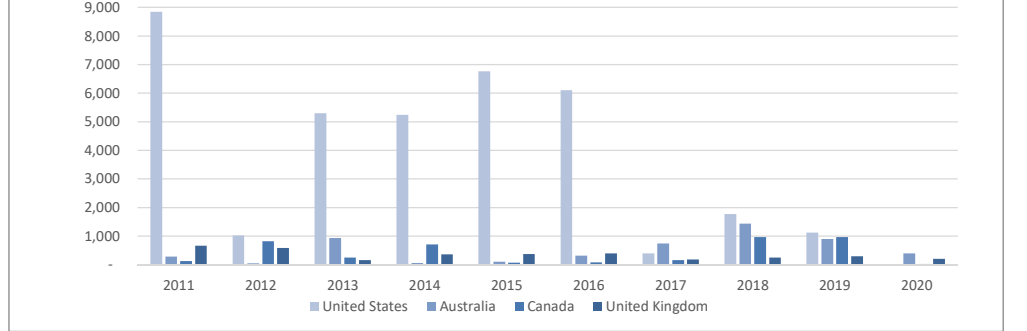
RESETTLEMENT SUBMISSION BY COUNTRY OF RESETTLEMENT

Country of Submission	2011	2012	2013	2014	2015	2016	2017	2018	2019	2020	Total
United States	8,849	1,019	5,304	5,239	6,764	6,105	391	1,775	1,115	3	36,564
Australia	281	50	932	53	107	310	736	1,438	890	395	5,192
Canada	129	821	254	705	69	75	158	963	963	18	4,155
United Kingdom	657	585	155	363	378	397	180	243	297	205	3,460
Sweden	391	402	342	397	81	262	353	120	662	3	3,013
Norway	72	218	218	12	11	5	6	1	11	171	725
Netherlands	109	114	145	16	130	-	-	-	7	63	584
France	-	-	29	-	-	1	88	46	11	26	201
Other	24	16	17	6	17	2	28	25	220	494	849
Denmark	6	14	16	14	29	6	-	-	11	-	96
Total	10,518	3,239	7,412	6,805	7,586	7,163	1,940	4,611	4,187	1,378	53,461

RESETTLEMENT SUBMISSION TRENDS BY MAJOR COUNTRIES OF ORIGIN



RESETTLEMENT SUBMISSION TRENDS BY MAJOR COUNTRIES OF RESETTLEMENT

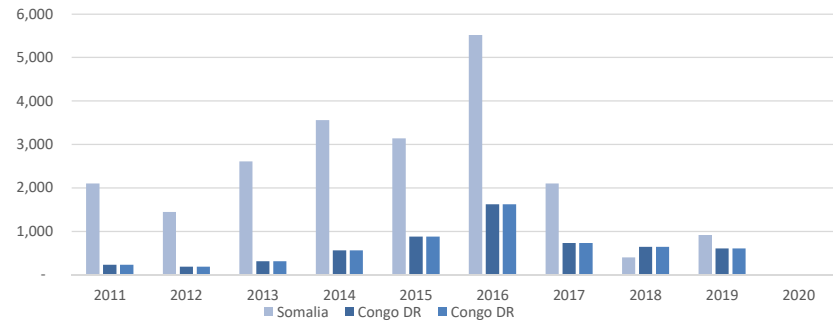


RST submissions as at end of April '2020

RESETTLEMENT DEPARTURES BY COUNTRY OF ORIGIN

Country of Origin	2011	2012	2013	2014	2015	2016	2017	2018	2019	2020	Total
Somalia	2,102	1,442	2,612	3,562	3,142	5,521	2,102	398	916	19	21,816
Ethiopia	906	806	469	480	645	1,265	663	282	309	25	5,850
Congo DR	234	192	308	560	874	1,621	730	643	611	19	5,792
SSD	-	35	88	92	136	412	272	100	94	-	1,229
Sudan	213	102	61	82	46	123	184	9	30	5	855
Eritrea	48	25	25	57	28	121	62	21	18	4	409
Burundi	35	14	13	23	30	70	50	81	133	12	461
Uganda	7	14	2	36	69	70	50	73	63	46	430
Rwanda	35	26	26	21	28	56	24	28	13	5	262
Other	1	3	-	-	3	27	4	6	26	-	70
Total	3,581	2,659	3,604	4,913	5,001	9,286	4,141	1,641	2,213	135	37,174

RESETTLEMENT DEPARTURE TRENDS BY MAJOR COUNTRIES OF ORIGIN

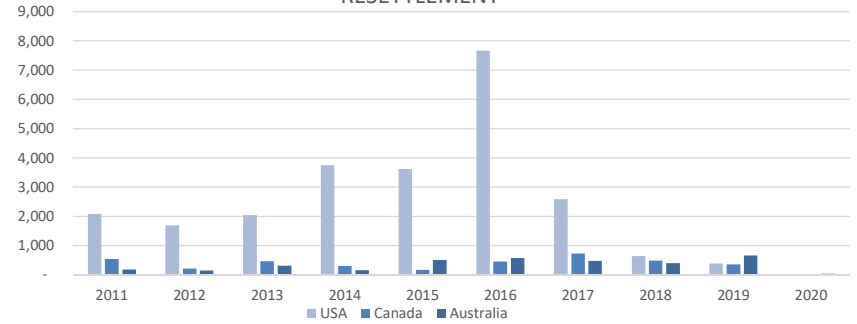


RST departures as at end of March '2020

RESETTLEMENT DEPARTURES BY COUNTRY OF RESETTLEMENT

Country of Resettlement	2011	2012	2013	2014	2015	2016	2017	2018	2019	2020	Total
USA	2,083	1,688	2,040	3,751	3,610	7,665	2,585	633	392	13	24,460
Canada	541	213	464	302	174	452	725	480	356	2	3,709
Australia	182	141	311	160	514	580	475	398	666	39	3,466
United Kingdom	208	460	260	279	308	267	248	111	163	19	2,323
Sweden	329	88	331	229	341	238	83	4	579	53	2,275
Norway	58	18	159	78	32	3	7	-	2	-	357
Netherlands	81	29	-	87	2	70	-	-	5	-	274
Other	89	12	13	20	13	2	7	15	50	9	230
Denmark	-	10	22	7	7	4	-	-	-	-	50
New Zealand	10	-	4	-	-	5	11	-	-	-	30
Total	3,581	2,659	3,604	4,913	5,001	9,286	4,141	1,641	2,213	135	37,174

RESETTLEMENT DEPARTURE TRENDS BY MAJOR COUNTRIES OF RESETTLEMENT



**VOLUNTARY REPATRIATION FROM KENYA
BY COUNTRY OF ORIGIN**

Country of Origin	Year												Total
	2009	2010	2011	2012	2013	2014	2015	2016	2017	2018	2019	2020	
Sudan	665	64	28										757
Burundi	2	1		4						586	156	-	749
Rwanda	1	2	2	1									6
Mozambique	-	5							4				9
Somalia	-	6	69	4		485	5,616	33,783	35,403	7,559	2,142	-	85,067
Congo, DRC	-	3	2	7	3						15	-	30
Ethiopia	-	-								1,963		79	1,963
Uganda	-	-	4	1									5
Other	-	2	6					6		1	19	-	34
Total	668	83	111	17	3	485	5,616	33,789	35,407	10,109	2,332	79	88,699

