

# Regional overview of the Burundian refugee population

## 2020 BURUNDI REGIONAL RRP

as of 31 May 2020



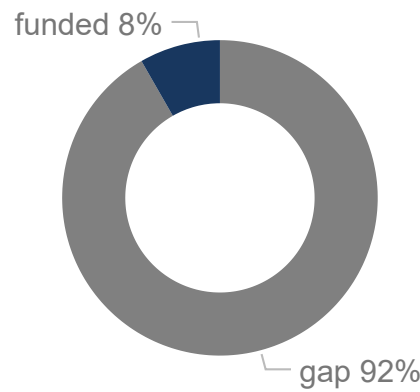
### KEY FIGURES



**333,511**  
BURUNDIAN REFUGEES

The above total reflects the refugee population covered by the Burundi Regional Refugee Response Plan and includes Burundian refugees who fled since April 2015, as well as some 37,000 Burundian refugees who sought asylum in the region prior to April 2015. In addition to the population above, there are some 13,800 Burundian refugees and asylum seekers in Kenya, 7,800 in Mozambique, 8,300 in Malawi, 9,200 in South Africa and 6,000 in Zambia who are assisted within the respective country-level programmes. A further 42,200 Burundian refugees, who have lived for decades in Tanzania, no longer receive assistance and are not included in these figures.

### 2020 REGIONAL RRRP FUNDING

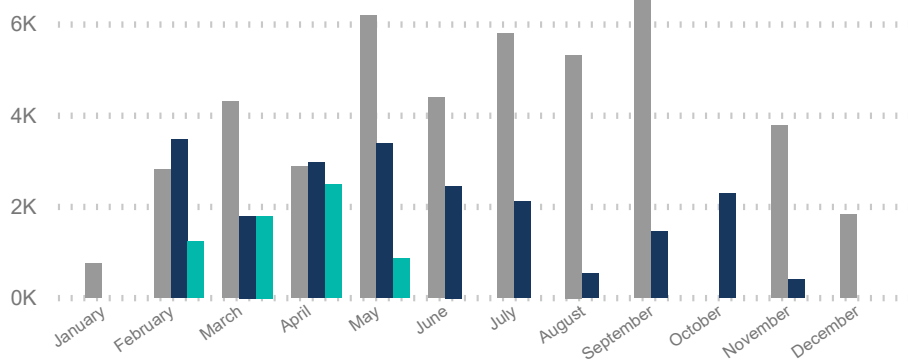


**USD 289.8 M**  
REQUESTED

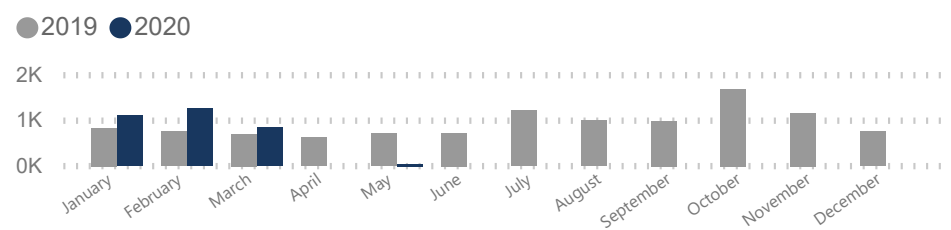
**USD 24.0 M**  
RECEIVED

BY 37 RRP PARTNERS IN 2020 FOR THE BURUNDI SITUATION

### ASSISTED RETURNS BY MONTH



### NEW ARRIVALS BY MONTH

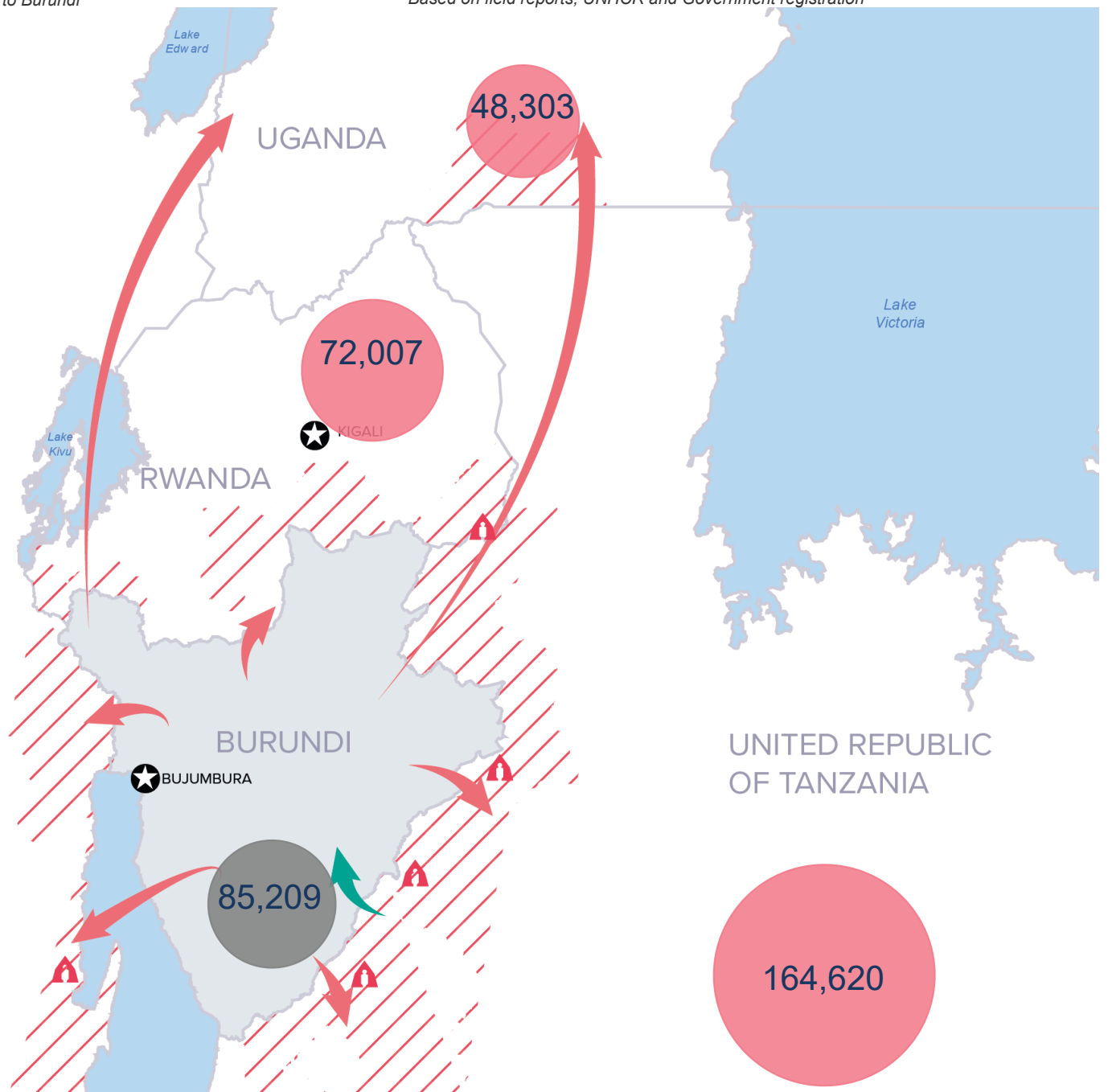


### 2020 returns (1 Jan - 31 May): 6,423

Assisted Burundian refugee returns from Tanzania to Burundi

### 2020 arrivals (1 Jan - 31 May): 3,242

Based on field reports, UNHCR and Government registration



- Burundian refugees
- Assisted Burundian refugee returns
- Refugee camp
- Refugee crossing
- Refugee locations
- Assisted returns

The boundaries and names shown and the designations used on this map do not imply official endorsement or acceptance by the United Nations.