

Total Active Registered Persons Of Concern **23,131**



23,130

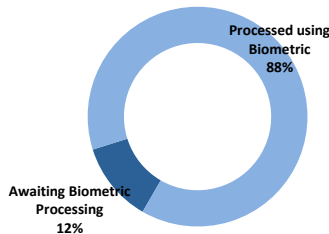
100.0%



1

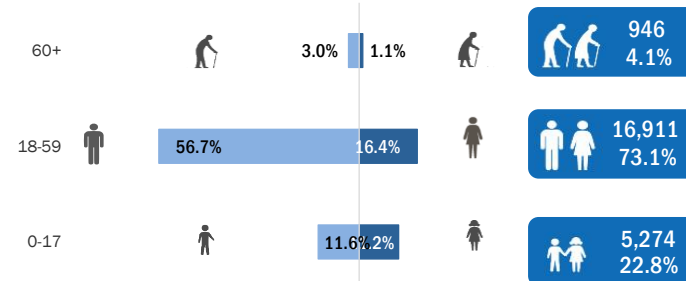
0.0%

Biometric Statistics (IRIS)



UNHCR Jordan

Age-Gender Breakdown



Standard Age and Gender

Age	0-4	5-11	12-17	18-35	36-59	60+	Total	%
Female	929	1,006	650	2,460	1,339	245	6,629	28.7%
Male	943	1,026	720	8,530	4,582	701	16,502	71.3%
Total	1,872	2,032	1,370	10,990	5,921	946	23,131	100%
	8.1%	8.8%	5.9%	47.5%	25.6%	4.1%		

Origion Country

YEM	14,691	63.5%
SUD	6,083	26.3%
SOM	747	3.2%
Other*	1,610	7.0%

Specific Needs

Serious medical condition	2,840	12.3%
Disability	1,243	5.4%
Specific legal and physical protection needs	865	3.7%
Woman at risk	580	2.5%
Child at risk	328	1.4%
Single parent	284	1.2%
Older person at risk	117	0.5%
Unaccompanied or separated child	78	0.3%
Individuals with Specific Needs	4,518	19.5%
Total	6,335	27.4%

* An individual can have more than one specific need

Arrivals**

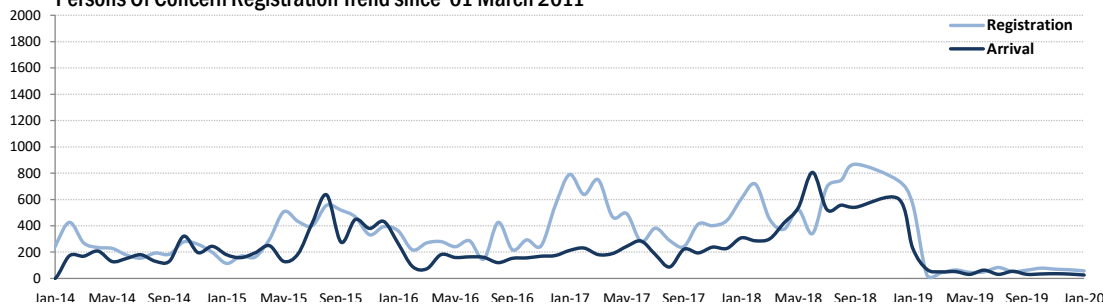
Pre-2011	1,672	7.2%
2011	630	2.7%
2012	1,217	5.3%
2013	2,604	11.3%
2014	2,110	9.1%
2015	3,599	15.6%
2016	1,596	6.9%
2017	2,245	9.7%
2018	5,384	23.3%
2019	53	0.2%
2020	0	0.0%

* The new arrivals excludes newborn babies who will be represented under the registration trend.

Registration Trend

2011	857	3.0%
2012	694	2.4%
2013	2,410	8.5%
2014	2,846	10.0%
2015	4,354	15.4%
2016	3,542	12.5%
2017	5,584	19.7%
2018	8,063	28.4%
2019	1,208	4.3%
2020	181	0.6%

Persons Of Concern Registration Trend since 01 March 2011



* Other nationalities include among others (ARE,LBY,LEB,ETH,RUS...)

**The new arrivals excludes newborn babies who will be represented under the registration trend.

DAG Jordan

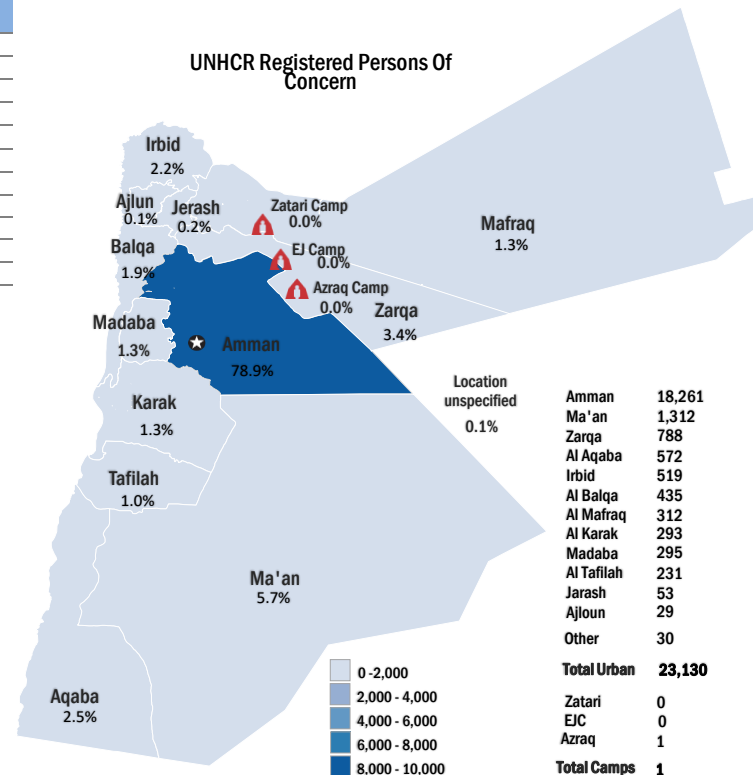
Interagency Portal: <http://data.unhcr.org/Syrianrefugees>

UNHCR on the web: <http://www.unhcr.org> ; <http://www.unhcr.org>

UNHCR on Social network: <http://www.facebook.com/UNHCRJordan> ; <http://twitter.com/ZaatariCamp>

Prepared by Data Analysis Group | Jordan

UNHCR Registered Persons Of Concern



* Coloured map only reflects refugees living outside camps.