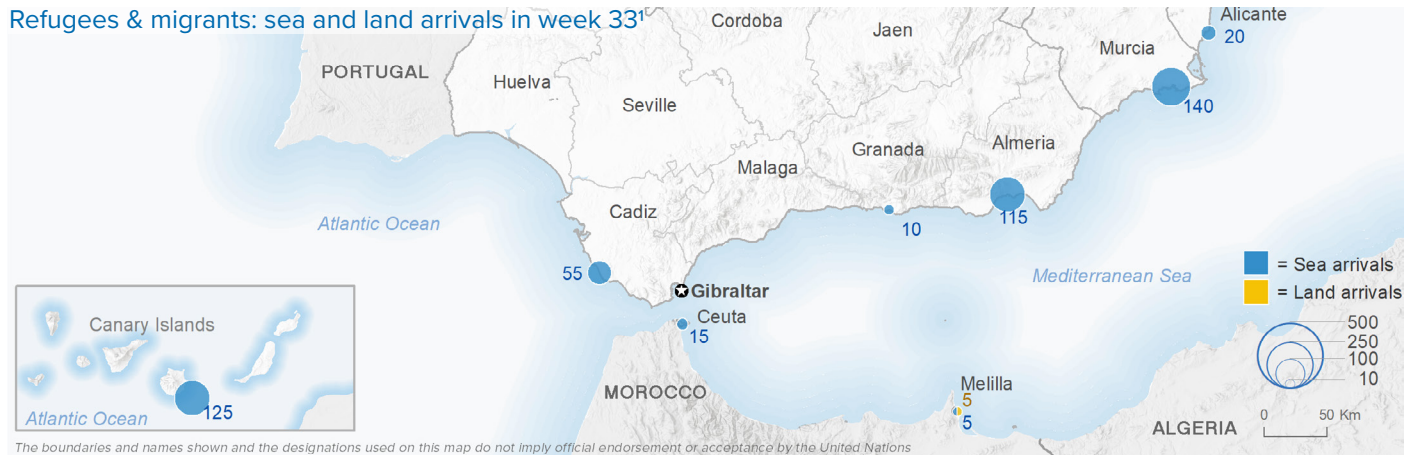


# SPAIN Weekly snapshot - Week 33 (10 - 16 August 2020)

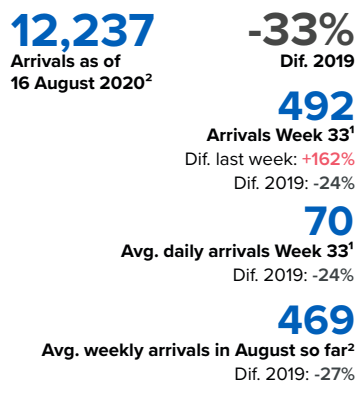
The charts below are based on figures from the Ministry of Interior and UNHCR estimates. All figures are provisional and subject to change

## Refugees & migrants: sea and land arrivals in week 33<sup>1</sup>

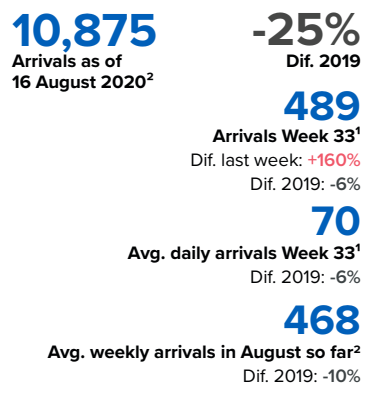


The boundaries and names shown and the designations used on this map do not imply official endorsement or acceptance by the United Nations

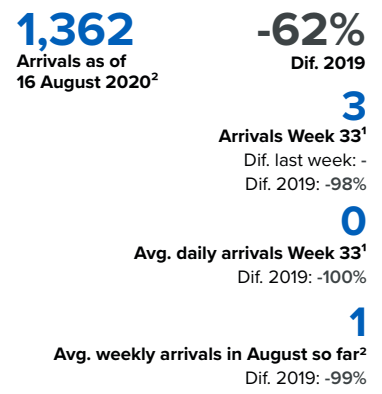
### Total Sea and Land



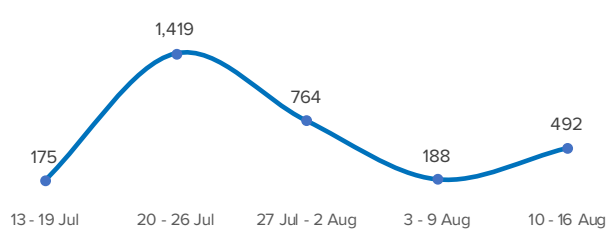
### Sea



### Land (Ceuta & Melilla)



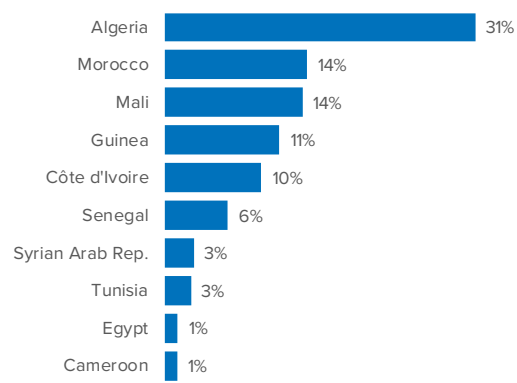
## Sea and land arrivals during the last five weeks<sup>1</sup>



## Arrivals per month<sup>2</sup>



## Most common nationalities, Jan - Jun 2020<sup>2</sup>



## Demographic breakdown, Jan - Jun 2020<sup>2</sup>

