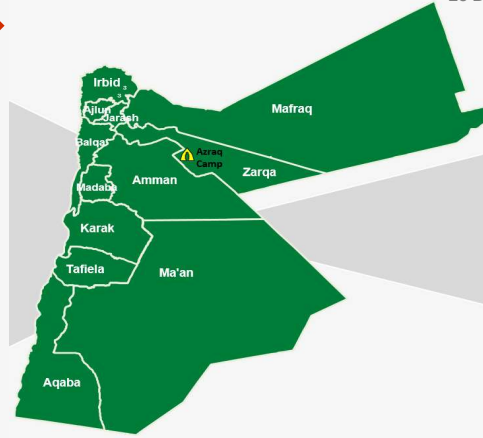
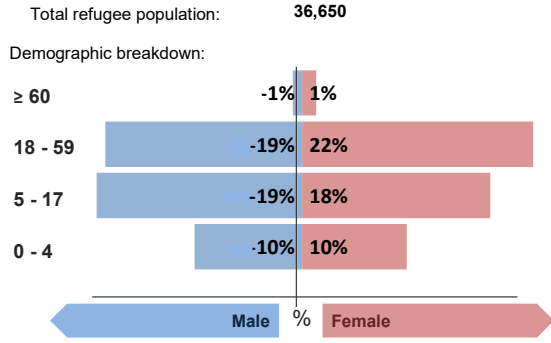


Refugee population



Key facts

Camp opened:
May 2014

Indicators at a glance

| | | |
|--|------|---|
| 1 Health utilisation rate | 6.5 | X |
| 2 Number of consultations per clinician per day | 36 | ✓ |
| 3 Referral rate (/1,000/month) | 13.5 | |
| 4 Crude Mortality Rate (CMR) (/1,000/month) | 0.2 | ✓ |
| 5 Under-five Mortality Rate (U5MR) (/1,000/month) | 0.4 | ✓ |
| 6 Neonatal Mortality Rate (NNMR) (/1,000 livebirths) | 12.5 | ✓ |

Notes

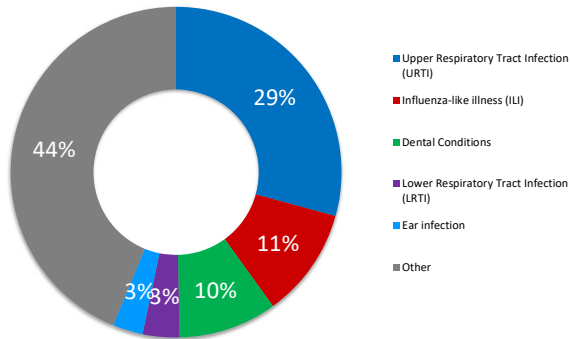
This public health profile for Azraq refugee camp is compiled from health facility data from the following partners:

- IMC Clinics in Villages 3, 5, and 6
- IMC Hospital
- Arab Medical Relief Clinics in Villages 2 and 6
- IRC RH Services Villages 3, 5, and 6

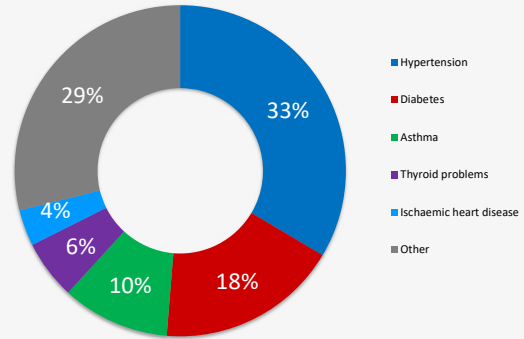
Data is collected using standardised Health Information System (HIS) data collection and reporting tools and aims to be as accurate as possible.

Morbidity

Acute health conditions (%)



Chronic health conditions (%)



Top 5 acute health conditions

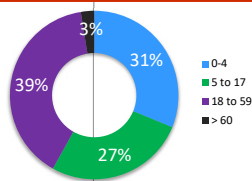
| | % morbidity | # of cases |
|--|-------------|------------|
| 1 Upper Respiratory Tract Infection (URTI) | 29% | 24,890 |
| 2 Influenza-like illness (ILI) | 11% | 9,122 |
| 3 Dental Conditions | 10% | 8,192 |
| 4 Lower Respiratory Tract Infection (LRTI) | 4% | 3,045 |
| 5 Ear infection | 3% | 2,494 |
| - Other | 44% | 37,230 |

Top 5 chronic health conditions

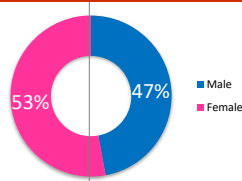
| | % morbidity | # of cases |
|---------------------------|-------------|------------|
| 1 Hypertension | 34% | 2,051 |
| 2 Diabetes | 18% | 1,089 |
| 3 Asthma | 11% | 644 |
| 4 Thyroid problems | 6% | 352 |
| 5 Ischaemic heart disease | 4% | 218 |
| - Other | 29% | 1,765 |

Breakdown of acute health conditions

by age

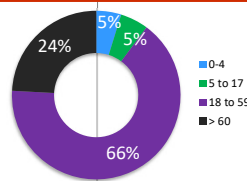


by gender

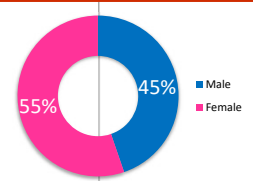


Breakdown of chronic health conditions

by age



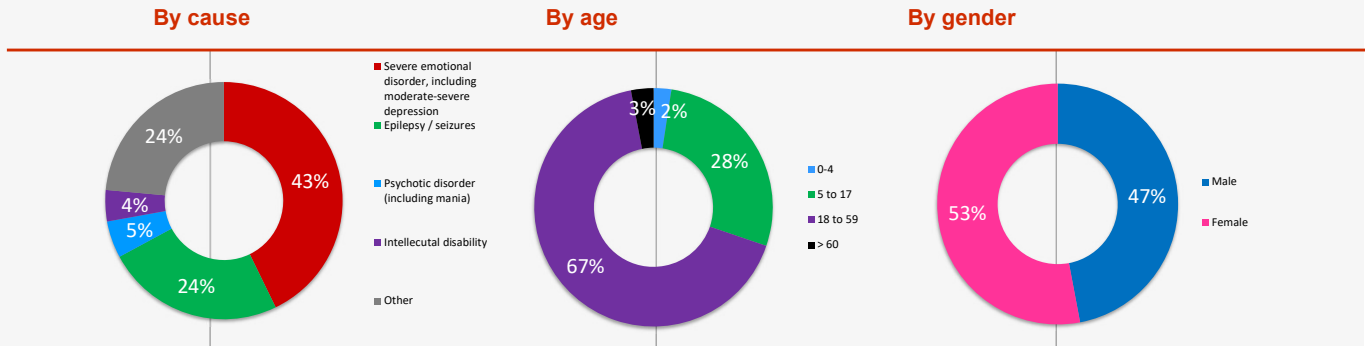
by gender



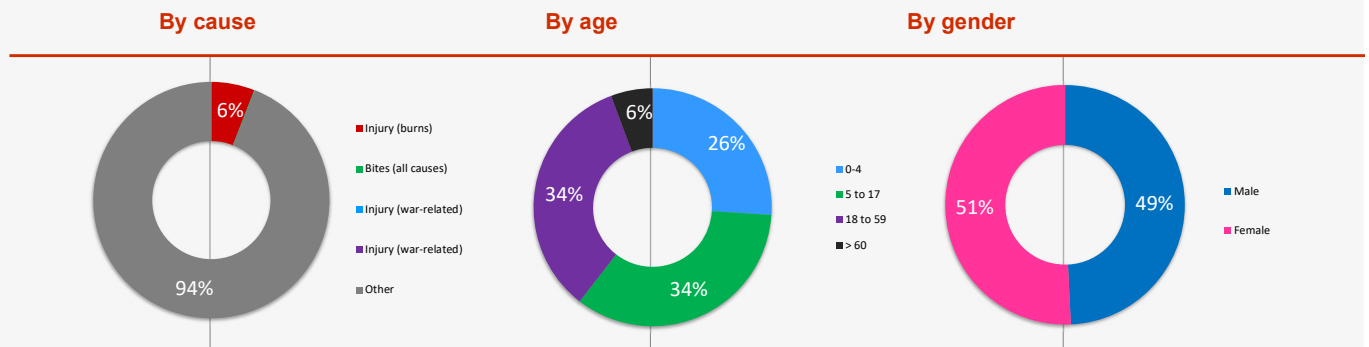
Public Health

| Health Impact | Indicator | Standard | |
|--|-----------|--------------|---|
| Crude Mortality Rate (CMR) (/1,000/month) | 0.2 | < 0.5 | ✓ |
| Under-five Mortality Rate (U5MR) (/1,000/month) | 0.4 | < 1.5 | ✓ |
| Neonatal Mortality Rate (NNMR) (/1,000 livebirths) | 12.5 | < 14.9 | ✓ |
| Access and utilization | | | |
| No. of health facilities | 1 : 7330 | 1 : < 10,000 | ✓ |
| Total number of consultations | 122,220 | | |
| Health utilisation rate | 6.5 | 1 - 4 | ✗ |
| No. of consultations per trained clinician per day | 36 | < 50 | ✓ |

Breakdown of mental health conditions



Breakdown of injuries



In-patient and referral

| In-patient department | Indicator | Standard | |
|--|-----------|----------|---|
| Hospitalisation rate (/1,000/year) | 75.9 | 50 - 150 | ^ |
| Bed occupancy rate | 68% | > 75% | ✗ |
| Mean length of stay for authorised discharges (days) | 2.4 | | |

| | Indicator | Standard |
|---|-----------|----------|
| Overall case fatality rate | 0% | |
| Proportion of deaths within 24 hours of admission | 0% | |

Reproductive Health

| Antenatal care | Indicator | Standard | |
|---|-----------|----------|---|
| Coverage of antenatal care (4 or more visits) | 68% | ≥ 90% | ✗ |
| Coverage of TT vaccination | 15% | ≥ 90% | ✗ |
| Coverage of anaemia screening in pregnancy | 94% | ≥ 90% | ✓ |
| Delivery care | | | |
| Proportion of deliveries attended by skilled personnel | 98% | ≥ 90% | ✓ |
| Proportion of deliveries performed by caesarean section | 24% | 5 - 15% | ✗ |
| Proportion of low birth weight deliveries (<2500g) | 6% | < 15% | ✓ |
| Maternal mortality | | | |
| Number of maternal deaths reported | 0 | | |
| % of maternal deaths investigated | 0% | 100% | |

| Postnatal care | Indicator | Standard | |
|----------------------------|-----------|----------|---|
| Coverage of postnatal care | 58% | ≥ 90% | ✗ |

Sexual and Gender-based Violence

| | Indicator | Standard | |
|--|-----------|----------|---|
| Incidence of rape (reported cases/10,000/year)* | 0.0 | | ^ |
| % of rape survivors who received PEP** < 72 hours | | 100% | ^ |
| % of rape survivors who received ECP*** < 120 hours | | 100% | ^ |
| % of rape survivors who received STI**** prophylaxis < 2 wks | | 100% | ^ |

*Only includes rapes reported at health facilities **Post-exposure prophylaxis ***Emergency contraceptive pill ****Sexually transmitted infection



UNHCR gratefully acknowledges the support of the following partners:

