



326,481

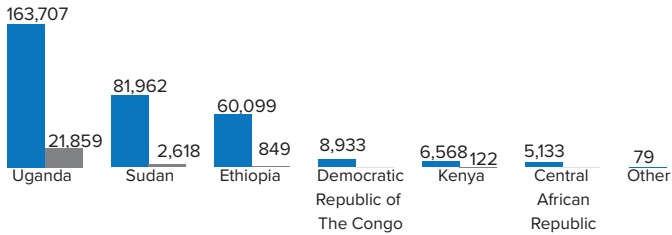
Cumulative number of reported refugee returnees since Nov 2107, of which **205,795** returned following the signing of the revitalized peace agreement in October 2018.

***Methodology:**

In coordination with the office of the Relief and Rehabilitation Commission (RRC), UNHCR and its partners triangulate received reports at community level in areas of return through focus group discussion, key informant interview as well as through meetings with traditional community leaders, religious leaders, representatives of local administration and law enforcement authorities coupled with the observations by the monitoring teams.

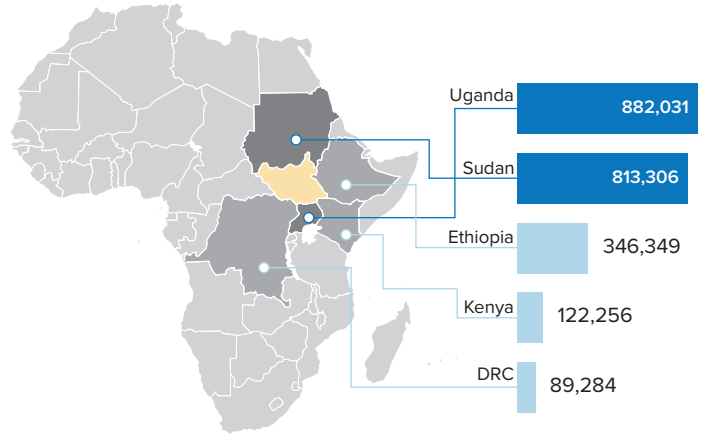
Spontaneous refugee returnees by Country of Asylum

● Overall ● July and August

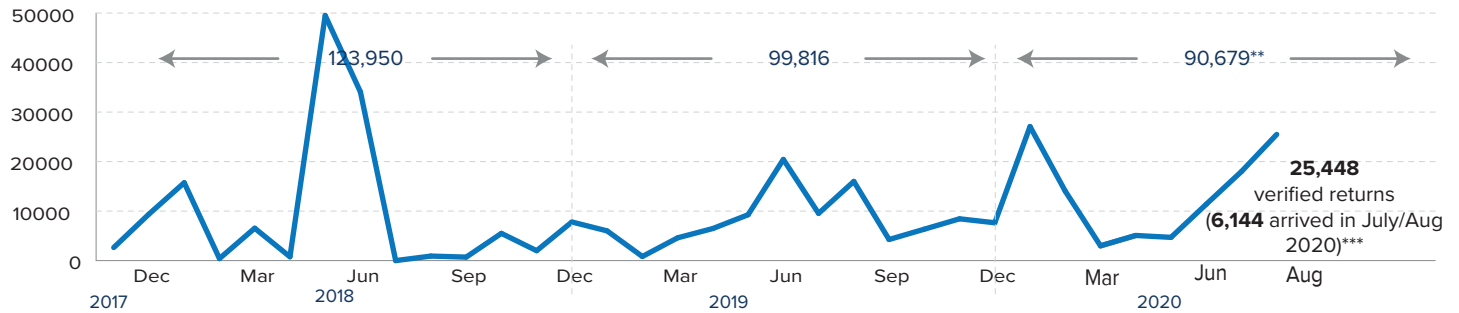


2,253,226

South Sudanese refugees in the region as of 31 July 2020



Spontaneous refugee return trend**

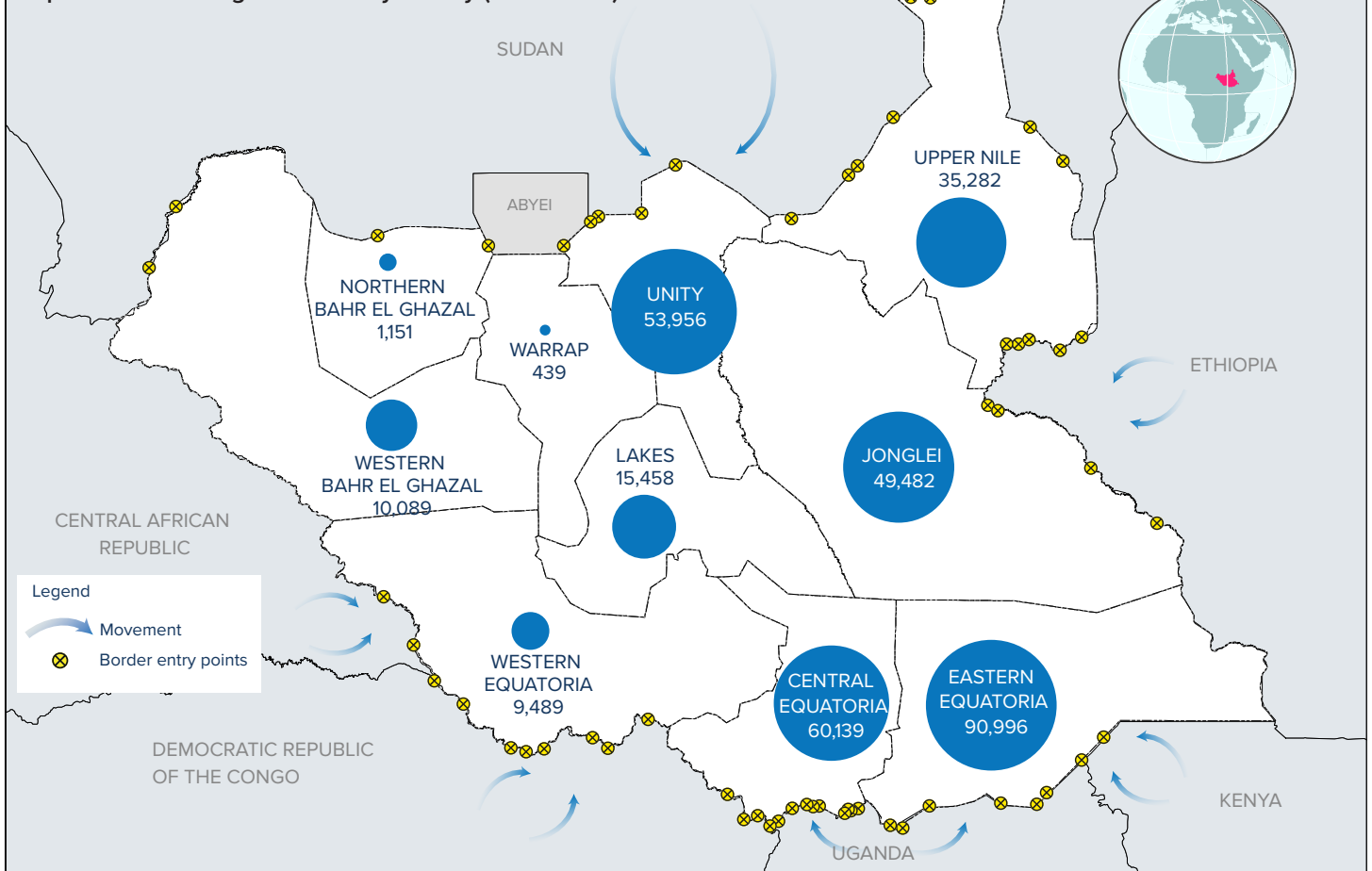


*** 25,488 is the overall July and August returns including those who had arrived early within the year but were verified in July & August and out of which 6,144 returned in July and August mainly from Uganda, Sudan and Ethiopia to Eastern Equatoria (Magwi county), Unity (mainly Rubkona county) and Upper Nile (mainly Maiwut, Fashoda and Panyikang counties)

**Historical data might change retroactively due to delayed verification and triangulation of information in return areas

The higher returns reported in Jan 2020 is due to increased access, triangulation and verification of cumulative returns to Central Equatoria State & does not denote marked increase in returns during the period

Spontaneous refugee returns by county (cumulative)



The boundaries and names shown and the designations used on this map do not imply official endorsement or acceptance by the United Nations. Final status of the Abyei area is not yet determined

Source: Geographic data: UNHCR, UNCS, UNDP. Returnee statistics: UNHCR and partners

Feedback: ssdjuim@unhcr.org