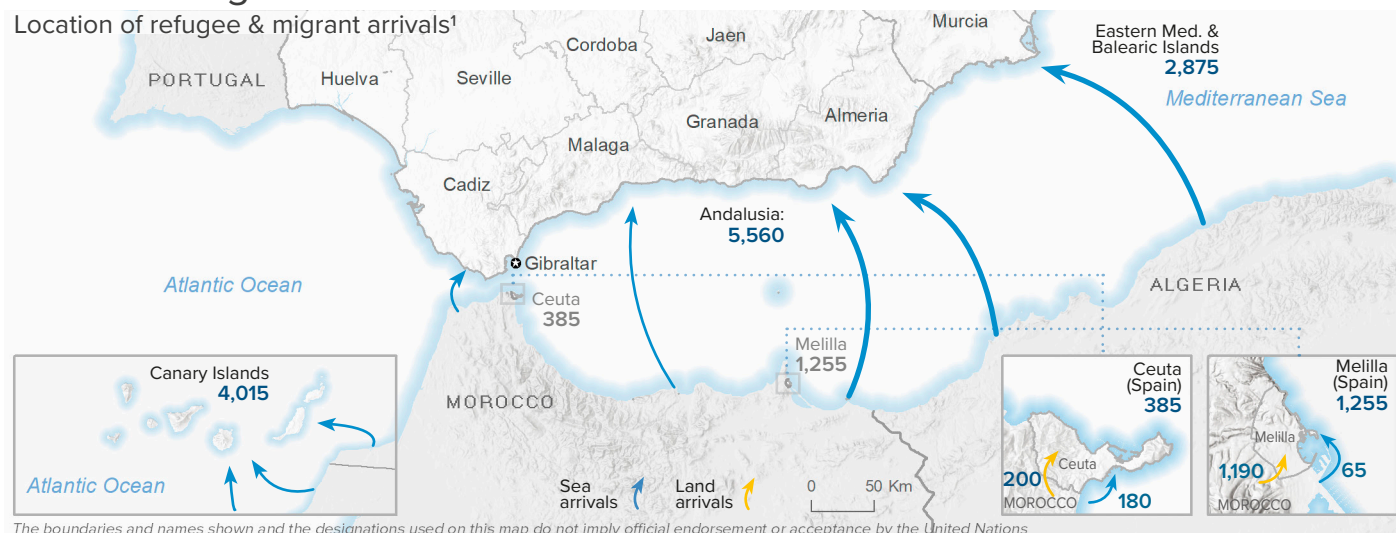


# SPAIN SEA AND LAND ARRIVALS

1 Jan- 31 Aug 2020

Location of refugee & migrant arrivals<sup>1</sup>

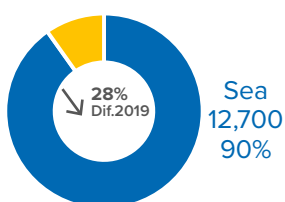


**14,091** Jan-Aug 2020

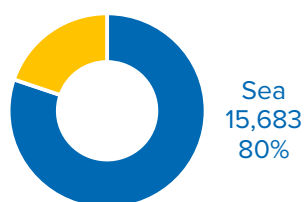
**19,551** Jan-Aug 2019

Dead and Missing<sup>2</sup>

Land  
1,391  
10%

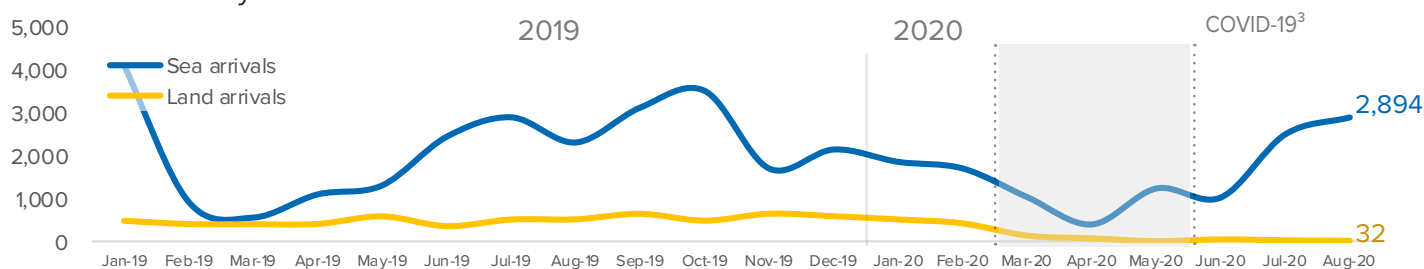


Land  
3,868  
20%

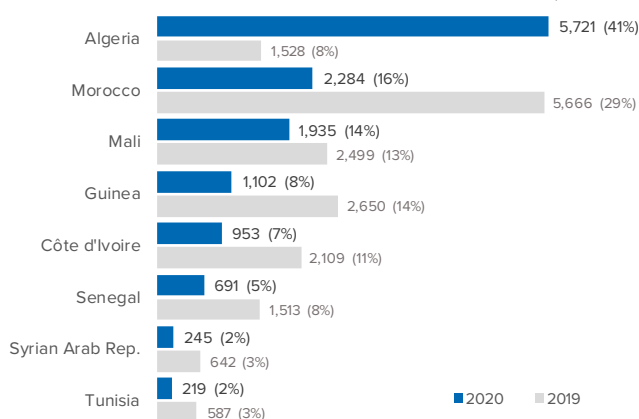


**440** Jan-Aug 2020  
**303** Jan-Aug 2019  
↑ 45%

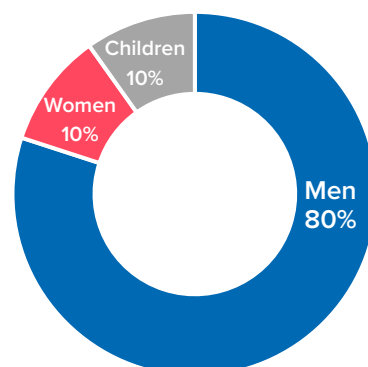
## Arrivals trend by month



## Most common nationalities of arrivals, Jan-Aug 2020



## Demography of arrivals, Jan-Aug 2020



The charts in this document are based on figures from the Ministry of Interior and UNHCR estimates. All figures are provisional and subject to change.

The figures depicted here do not include arrivals to Spain by air.

<sup>1</sup>Arrivals in the Andalusian Coast (Strait of Gibraltar, Malaga, Motril and Almeria) are based on UNHCR estimates.

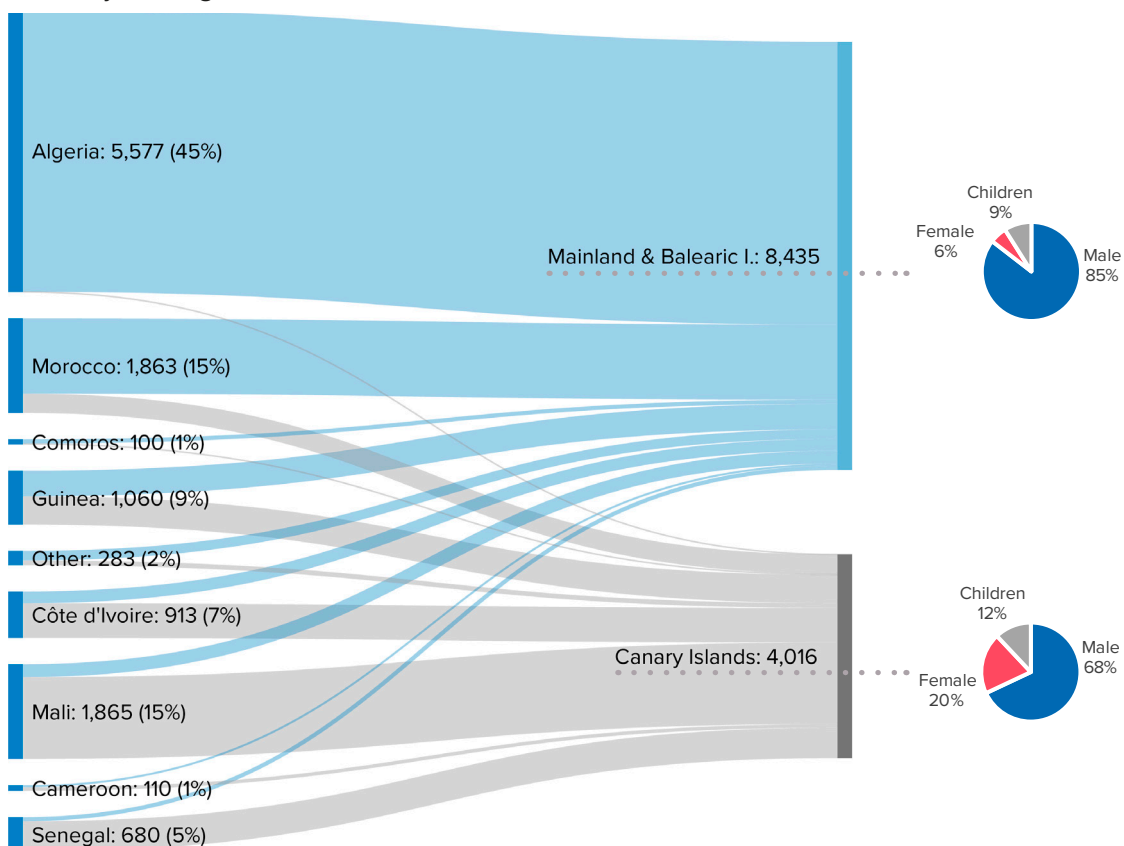
<sup>2</sup>Includes events that took place on the Western Mediterranean route as well as the Western African route to the Canary Islands.

<sup>3</sup>Strict border restrictions have applied since 15 March 2020, due to the COVID-19 pandemic.

ARRIVALS to Andalusia, Eastern Med.<sup>4</sup> & Canary Islands: **12,451** Jan-Aug 2020


↓ 17%  
Dif. 2019

Country of origin and arrival location



ARRIVALS to Ceuta & Melilla<sup>5</sup>: **1,640** Jan-Aug 2020

↓ 63%  
Dif. 2019

Ceuta: country of origin



Melilla: country of origin


<sup>4</sup>Eastern Med. includes Catalonia, Valencian Community, Murcia and Balearic Islands.

<sup>5</sup>Ceuta & Melilla sea and land arrivals. Includes only accompanied children data. Unaccompanied separated children data unavailable.