

# Estimates of refugees and persons displaced

during 1991-1999 conflict still seeking solutions in South-Eastern Europe

Population of concern as of 30 September 2017



## ALBANIA








ORIGIN	TOTAL
Montenegro	2
Serbia (Kosovo)	61
<b>Total Refugees</b>	<b>63</b>
IDPs	
<b>TOTAL ALBANIA</b>	<b>63</b>

## BOSNIA & HERZEGOVINA

ORIGIN	TOTAL
Croatia	5,163
Serbia (Kosovo)	69
<b>Total Refugees</b>	<b>5,232</b>
IDPs	98,574
<b>TOTAL BiH</b>	<b>103,806</b>

## MONTENEGRO

ORIGIN	TOTAL
BiH and Croatia	42
Serbia (Kosovo)	784
<b>Total Refugees</b>	<b>826</b>
<b>TOTAL MONTENEGRO</b>	<b>826</b>

-  UNHCR Regional Office
-  UNHCR Country Office
-  (\*) UNHCR Chargé de Mission
-  UNHCR Field Unit
-  International boundary line
-  Inter entity boundary
-  Administrative boundary



## SERBIA

ORIGIN	TOTAL
Bosnia & Herzegovina	8,764
Croatia	19,038
<b>Total Refugees</b>	<b>27,802</b>
IDPs (Kosovo) <sup>1</sup>	201,047
<b>TOTAL</b>	<b>228,849</b>

Kosovo	
ORIGIN	TOTAL
Croatia	12
Bosnia & Herzegovina	1
<b>Total Refugees</b>	<b>13</b>
Minority IDPs	16,418
<b>TOTAL Kosovo</b>	<b>16,431</b>
<b>TOTAL SERBIA</b>	<b>245,280</b>

<sup>1</sup> According to the SCR/UNHCR Assessment of the Needs of IDPs in Serbia (2010), there are 97,286 IDPs in displacement related needs

## The fYR of MACEDONIA

ORIGIN	TOTAL
Serbia (Kosovo)	529
<b>Total Refugees</b>	<b>529</b>
IDPs	140
<b>TOTAL The fYR of Macedonia</b>	<b>669</b>

<b>TOTAL Refugees</b>	<b>34,465</b>
<b>TOTAL IDPs</b>	<b>316,179</b>
<b>GRAND TOTAL</b>	<b>350,644</b>

The boundaries and names shown and the designations used on this map do not imply official endorsement or acceptance by the United Nations.

Printing date: 13 October 2017

Sources: UNHCR

Feedback: [mapping@unhcr.org](mailto:mapping@unhcr.org)

Filename: eus\_EstimateOfRefIDPs\_A4L

\* Kosovo (S/RES/1244 (1999))