Uganda - Refugee Statistics October 2020 - Oruchinga

Total Population
7,966

Total Refugees
7,964

Total Households
1,879

Total Asylum-Seekers
2

Women and Children
79%
6,298

Female
51%
4,068

Elderly
3%
239

Youth 15-24
21%
1,667

Zones

Level3	HHs	Individuals
Kifunjo	595	2,396
Busheka	486	2,066
Michinga	477	2,056
Rurongo	199	864
Kazinga	120	518
	5	9

Age & Gender Breakdown

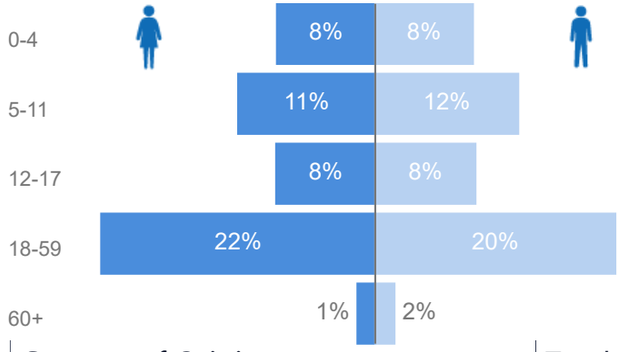

Country of Origin	Total
Democratic Republic of the Congo	4,314
Rwanda	1,901
Burundi	1,751

New Registration by Month

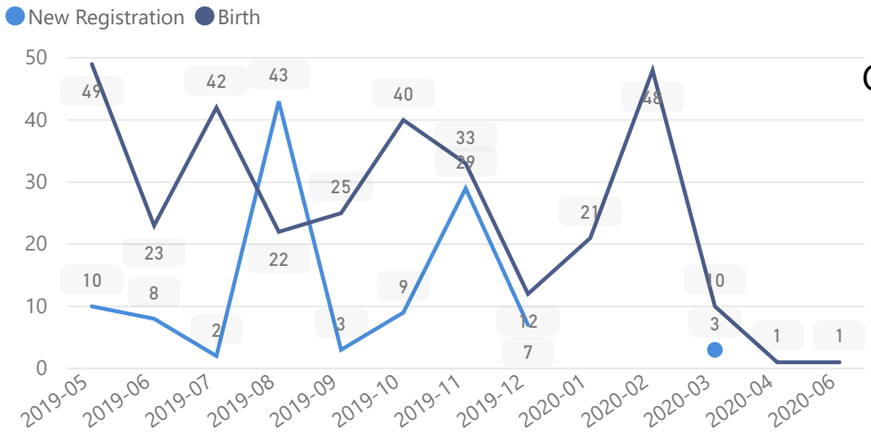

Occupation

* - Top 5

54.1% Have occupation

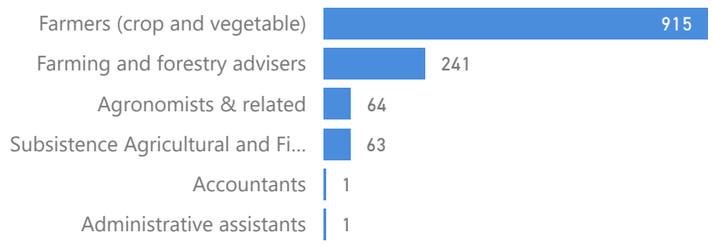

* Age is between 18 - 59 years for Occupation
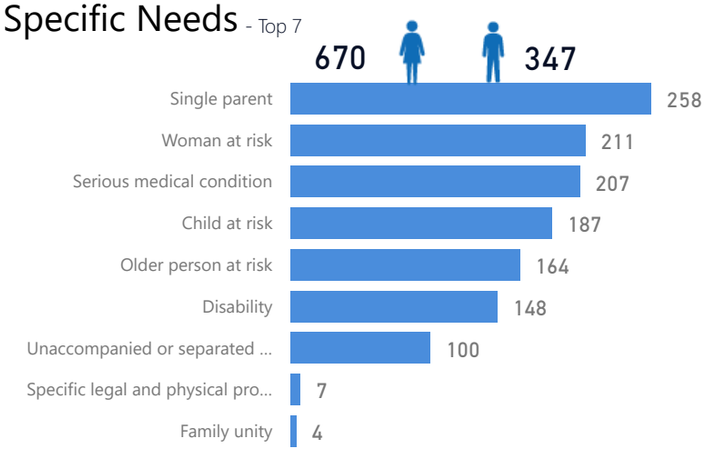
Specific Needs - Top 7