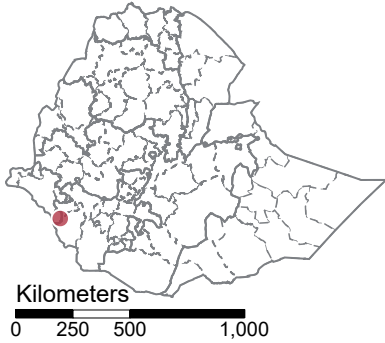




Last important update about the camp

Camp Location



Camp Overview

Office	Gambella
Longitude	35.13
Latitude	6.49
Opening Year	2013
Admin Level 1	Gambela
Admin Level 2	Agnuak
Admin Level 3	Dima
Camp Manager	ARRA

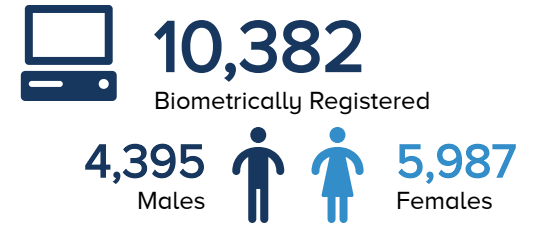
Overview

Established in 2013, the Okugo Refugees camp is one of the 7 camps in Gambela region hosting South Sudanese refugees who are seeking international protection and asylum in Ethiopia.

11,936 | 3,716 Households | 3 ~ Household Size

Refugees and Asylum Seekers
43.22% 5,159 Males | **56.78%** 6,777 Females

Demography | October-2020



Infrastructures

-  **1** Water Treatment Point
-  **1** Warehouse Storage Facility
-  **1** Primary School
-  **1** River intake
-  **1** Health Center
-  **1** Early Childhood Care and Development
-  **2** Water Reservoir
-  **2** Solid Waste Disposal Pit
-  **4** Water Point

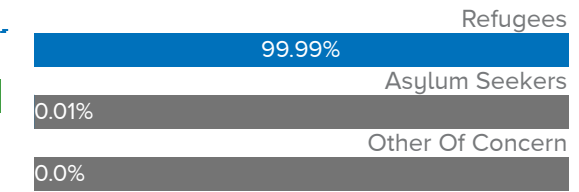
Implementing Agencies (13)

- RaDO, MF, UN-UNICEF and ARRA
- UN-UNICEF, ARRA, DICAC and DRC
- UN-UNICEF, ARRA and GOAL
- UN-IOM, UN-UHCR and ARRA
- UN-IOM, DRC and ANE
- RaDO, UN-IOM and DRC
- UN-IOM and DRC
- UN-UNICEF and DRC
- UN-WFP and ARRA
- UN-UHCR and ARRA
- ZOA and NRDEP
- UN-IOM and UN-UHCR
- ARRA
- DRC
- UN-UHCR

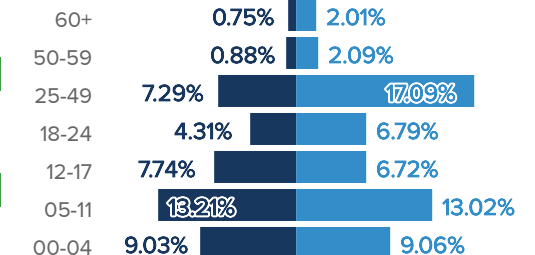
Humanitarian Response

Indicator	Current	Standard
Shelter % of households living in adequate dwellings	46.66	100
# of transitional shelters provided	0	
Registration % of persons of concern registered on an individual basis	100	100
# of asylum seekers and refugees biometrically registered in BIMS	8,811	
WASH # of persons of concern per drop-hole in communal latrine	12.81	< 50
# of PoC reached by environmental health and hygiene campaigns	11,811	
CP % of UASC for whom a best interests process has been initiated or completed	73.68	100
SGBV # of awareness raising campaigns on SGBV prevention and response conducted	2	
Environment # of hectares of land reforested	12	
Energy % of health facilities with access to electricity/lighting	0	
CBP # of community groups supported	2	
Education % of children enrolled in primary education	62.63	100
CRI % of households whose needs for basic and domestic items are met	100.05	100
Nutrition Prevalence of anaemia in children (6-59 months)	51.2	< 20

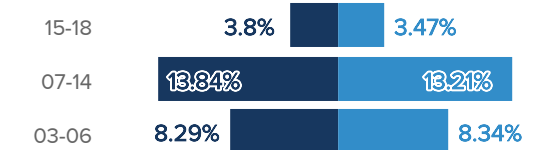
POPULATION BY STATUS



AGE BREAKDOWN



EDUCATION AGE BREAKDOWN



TOP 3 NATIONALITIES

