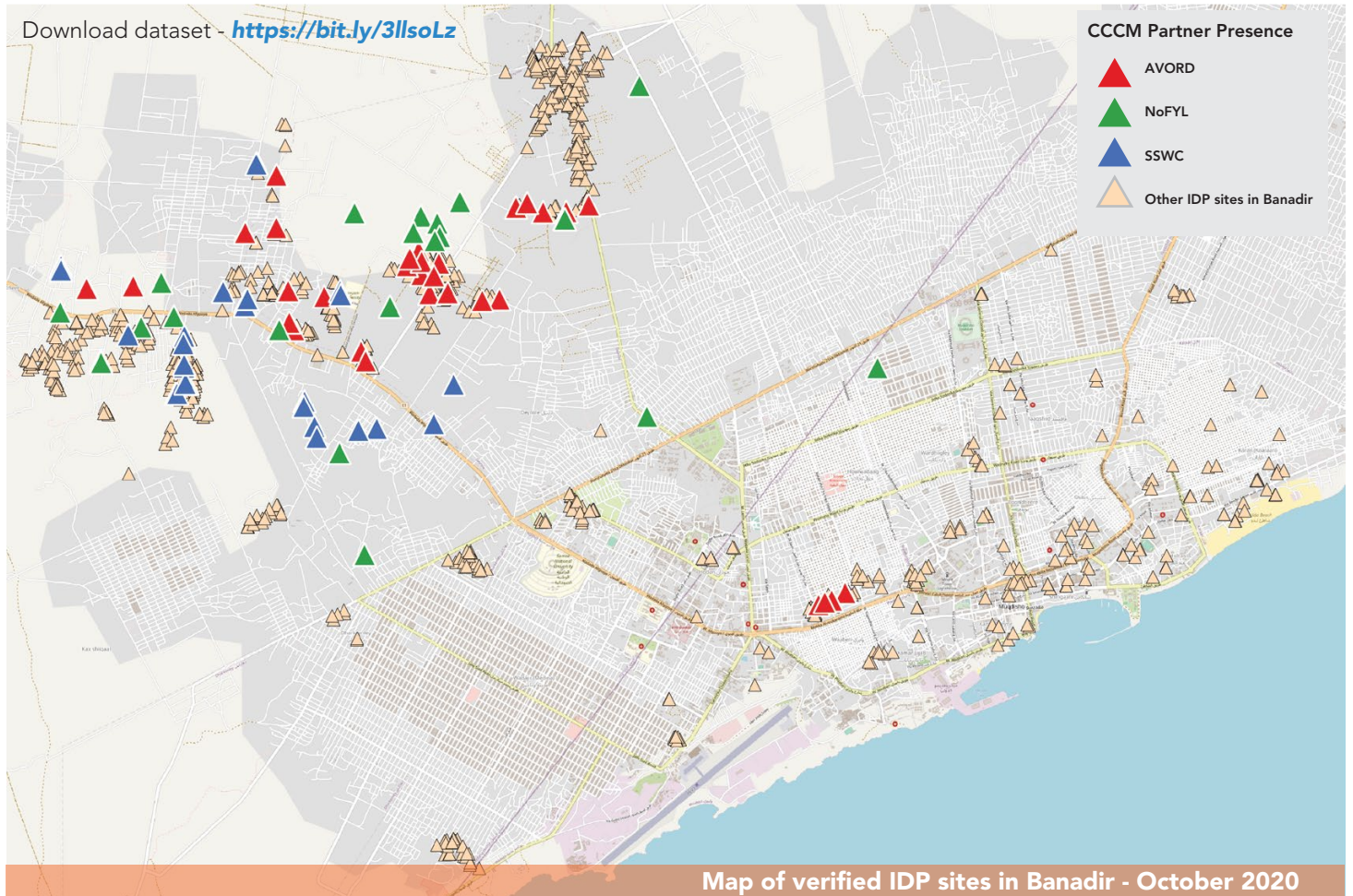


Download dataset - <https://bit.ly/3llsoLz>






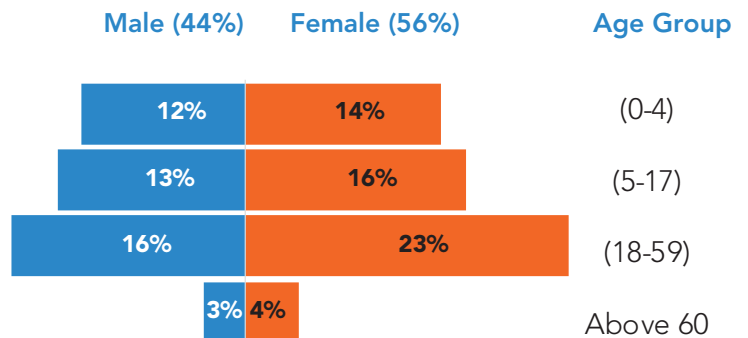
Map of verified IDP sites in Banadir - October 2020

## Assessment overview

A joint IDP site verification exercise was conducted in Banadir in October 2020. The operation was led by AVORD, NoFYL and SSWC the CCCM partners in Banadir. 137 IDP sites were identified hosting 25,814 households or 158,923 individuals. These are the IDP sites that the CCCM partners have presence. The estimated total number of IDP sites in Banadir are over 1,000.

## Demographic data of IDPs living in Banadir






-  **137** Verified IDP Sites
-  hosting **25,814** Households
-  hosting **158,923** Individuals



## People living with disability

Using the Washington Group Disability Questions, statistics of people living with disabilities were derived

**2,125 (1.3%)**  
people living with disability

-  **565** have difficulty with seeing (even wearing glasses)
-  **326** have difficulty with hearing (even using a hearing aid)
-  **302** have difficulty with communicating and/or understanding (comprehending)
-  **638** have difficulty with walking and/or climbing stairs
-  **294** have difficulty with dressing and/or washing

For more information  
please contact the CCCM Cluster  
Coordination Team

**Benjamin Conner**  
<bconner@iom.int>

**Hassan Abdi Yarow**  
<yarowh@unhcr.org>