Uganda - Refugee Statistics November 2020 - Palorinya

Total Population
122,250

Total Refugees
122,236

Total Households
30,368

Total Asylum-Seekers
14

Women and Children
82%
99,767

Female
53%
64,515

Elderly
4%
5,263

Youth 15-24
23%
28,347

Zones

Level3	HHs	Individuals
Morobi	8,450	34,009
Dongo West	6,368	24,669
Chinyi	4,874	19,137
Basecamp Ibakwe	3,353	14,858
Dongo East	3,079	12,534
Belemaling	2,398	10,149
Budri	1,845	6,891
Zone 7	1	3

Age & Gender Breakdown

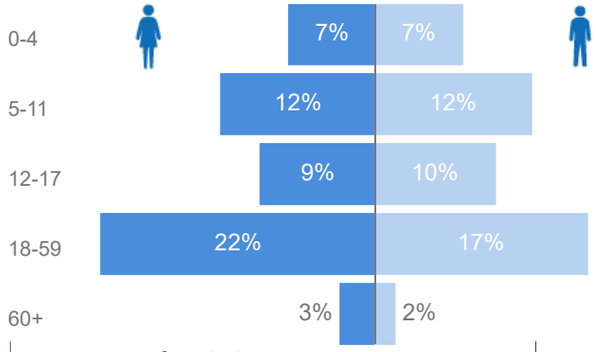

Country of Origin	Total
South Sudan	122,215
Sudan	32
Democratic Republic of the Congo	3

New Registration by Month

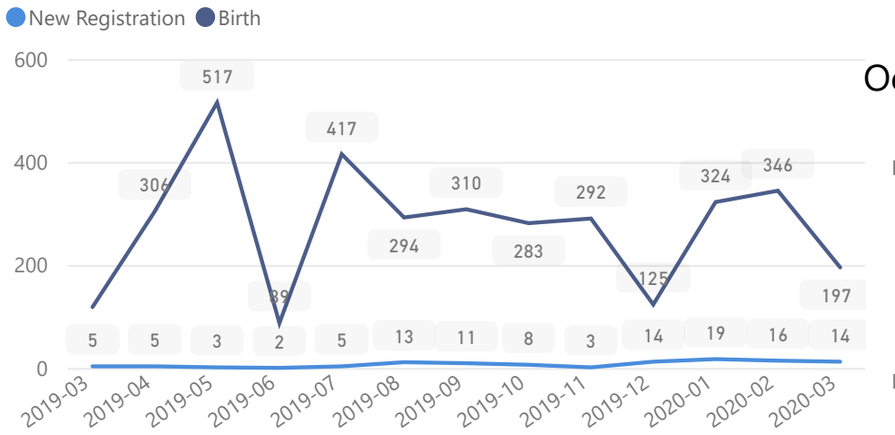

Occupation

* - Top 5

27.8% Have occupation

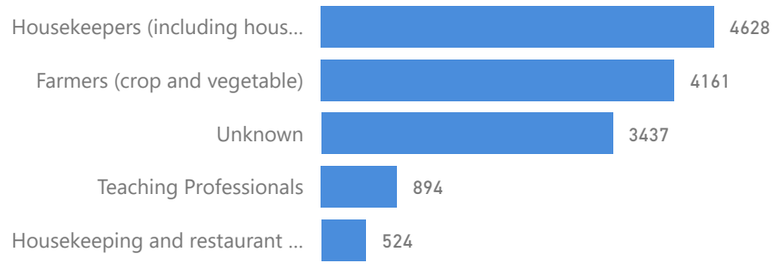

* Age is between 18 - 59 years for Occupation

Specific Needs - Top 7
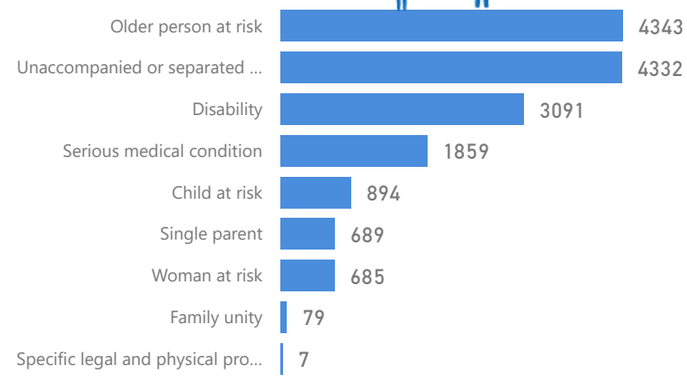
8,018 **5,725**