

Camp Location



Infrastructures

- Booster Pump
- Solid Waste Disposal Pit
- Water Point
- Water Reservoir
- Water Treatment Point
- Distribution centre
- Community centre
- Child friendly space
- Borehole
- Early Childhood Care and Development
- Health Center
- Health Post
- Primary School
- Secondary School

Camp Overview

Office Melkadida
Longitude 41.54
Latitude 4.54
Opening Year 2009
Admin Level 1 Somali
Admin Level 2 Liben
Admin Level 3 Bokolmayo
Camp Manager ARRA

Implementing Agencies (20)

- WaPYDO, UN-WFP, REST, Mercy Corps, FA and NRC
- ESREB, UN-UNICEF, ARRA, SCI and DICAC
- RaDO, UN-IOM, ARRA and NRC
- IMC, UN-WFP and ARRA
- IMC, PAPDA and ARRA
- UN-UNICEF, SCI and NRC
- UN-UNHCR and ARRA
- UN-IOM and ANE
- UN-WFP and ARRA
- UN-UNHCR and ARRA
- FA and SEE
- ARRA and AHADA
- ARRA
- UN-UNHCR
- RaDO
- SEE
- IRC

Overview

Established in **2009**, the **Bokolmanyo** Refugees camp is one of the **8** camps in **Somali** region hosting **Somali** refugees who are seeking international protection and asylum in Ethiopia.

26,793 | **4,296** | **6**
 Households | ~ Household Size

Refugees and Asylum Seekers

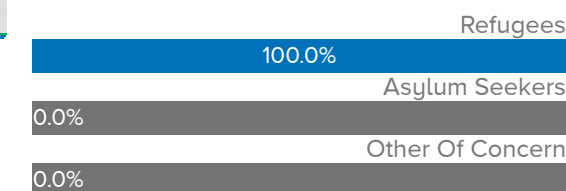
47.86% **12,823** **13,970** **52.14%**
 Males Females
Humanitarian Response **Indicator** **Impact** **Performance**

	Indicator	Current	Standard
Registration	% of persons of concern registered on an individual basis	100	100
	# of asylum seekers and refugees biometrically registered in BIMS	21,284	
Shelter	% of households living in adequate dwellings	27.65	100
	# of transitional shelters provided	0	
WASH	# of persons of concern per drop-hole in communal latrine	272.95	< 50
	# of PoC reached by environmental health and hygiene campaigns	26,637	
CP	% of UASC for whom a best interests process has been initiated or completed	18.46	100
GBV	# of awareness raising campaigns on SGBV prevention and response conducted	1	
Environment	# of hectares of land reforested	0	
Energy	% of health facilities with access to electricity/lighting	100	
CBP	# of projects benefiting local and displaced communities implemented	7	
Education	% of children enrolled in primary education	60.71	100
CRI	% of households whose needs for basic and domestic items are met	95.58	100
Nutrition	Prevalence of anaemia in children (6-59 months)	40.11	< 20

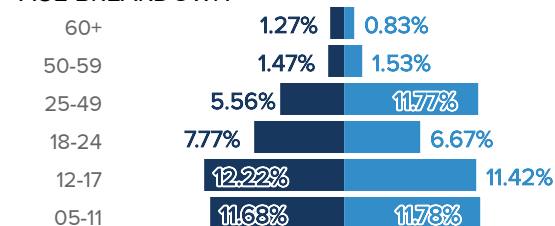
Demography | November-2020

24,592
 Biometrically Registered
11,769 **12,823**
 Males Females

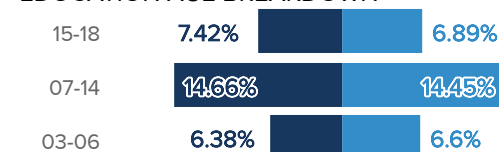
POPULATION BY STATUS



AGE BREAKDOWN



EDUCATION AGE BREAKDOWN



TOP 3 NATIONALITIES

