South Sudan
Refugee Population Statistics
As of 30 November 2020

KEY FIGURES

310,006
Total refugee population

67,614
Households

98% Living in camps and settlements

2% Living in urban areas

82% Are Women and Children

52% Are female

Age and gender breakdown

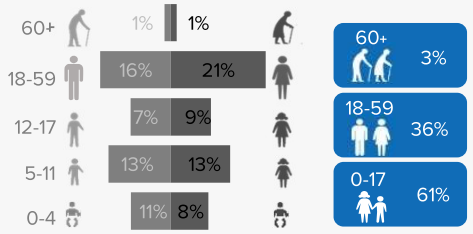

New arrivals trends Jan 2019 – Nov 2020

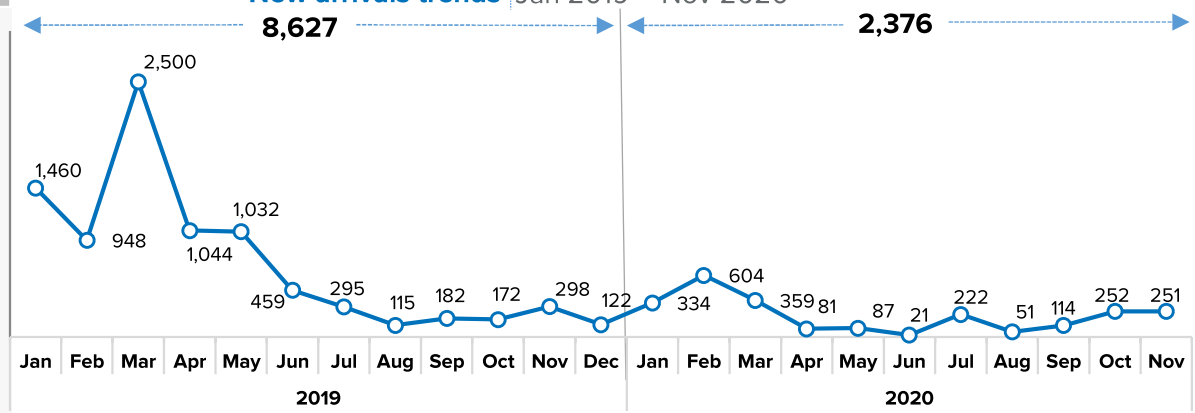

Main countries of origin*

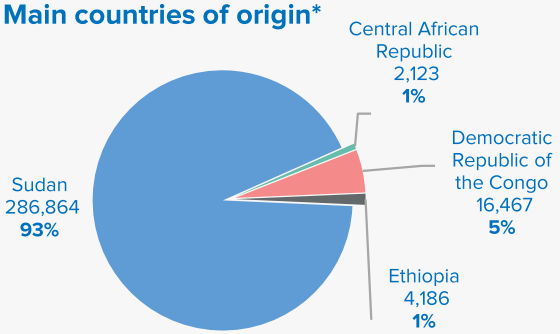

* Excludes 366 refugees from other countries

Main Specific needs*

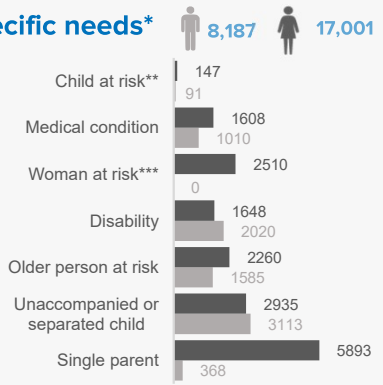

*Individual can have more than one specific need
**Excludes children at risk of not attending school
***Excludes lactating mothers

States hosting refugees

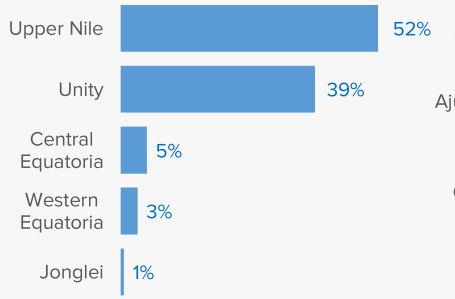

Refugee locations

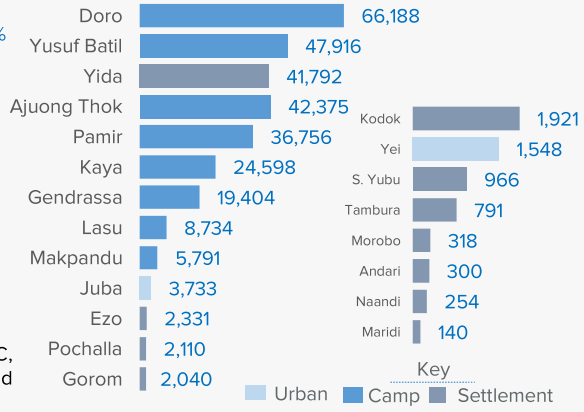

Our Partners

CRA, AAHI, ACROSS, ACTED, AHA, CARE, DRC, HDC, IMC, IRC, LWF, RI, SCI, SP, UMCOR, JRS and WVI.

Note: *South Sudan hosts* ***3,769 asylum seekers*** *(Juba -3,755; Makpandu- 9; Maban-1; Pamir -4).*

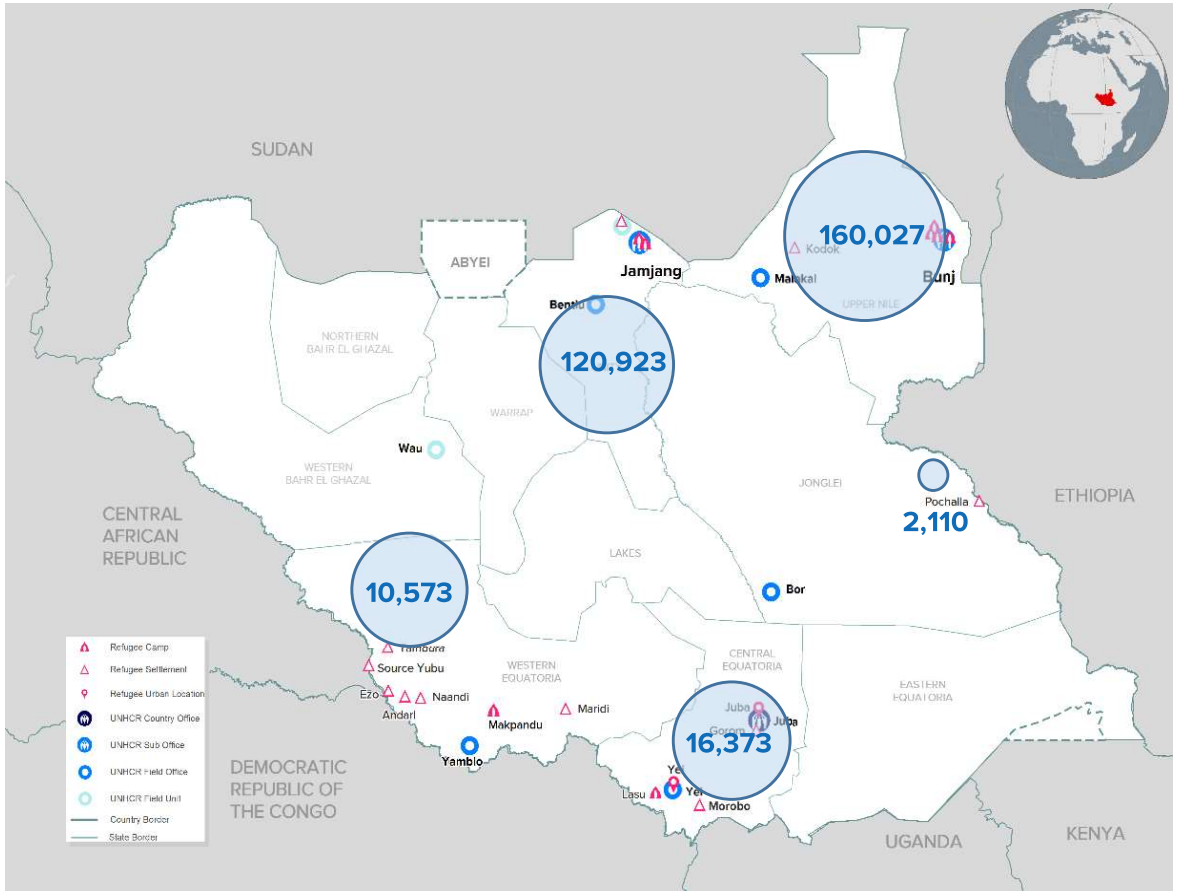

The boundaries and names shown, and the designations used on the maps do not imply official endorsement or acceptance by the United Nations. Final boundary between the Republic of Sudan and the Republic of South Sudan has not yet been determined. Final status of the Abyei area is not yet determined.
Printing date: 07 December 2020 **Sources:** Refugee statistics – UNHCR proGres, Boundaries - UNCS Statistics - UNHCR, Governments, NGOs. **Author:** Operational Data Management Unit, UNHCR South Sudan **Feedback:** SSDJUODM@unhcr.org

South Sudan Statistics: Population by Country of Origin, Sex and Age Group

as of the 30-November-2020

Country of Origin	Settlement	Households (HHs)			Persons																	
		Total HHs	Female headed		0 - 4 years			5 - 11 years			12 - 17 years			18 - 59 years			60 years +			Total		
			HHs	%	F	M	T	F	M	T	F	M	T	F	M	T	F	M	T	F	M	T
CENTRAL AFRICAN REPUBLIC	Andari	1	-	0%	0	0	0	0	0	0	0	0	0	0	1	1	0	0	0	0	1	**1**
	Ezo	12	8	67%	0	0	0	3	6	9	2	4	6	13	3	16	1	2	3	19	15	**34**
	Makpandu	154	33	21%	30	41	71	25	34	59	23	19	42	63	125	188	0	6	6	141	225	**366**
	Naandi	7	4	57%	0	0	0	1	7	8	1	0	1	5	3	8	0	0	0	7	10	**17**
	SourceYubu	307	187	61%	0	0	0	133	170	303	86	86	172	278	157	435	15	15	30	512	428	**940**
	Tambura	228	139	61%	0	1	1	139	152	291	83	71	154	192	112	304	6	4	10	420	340	**760**
	Juba	1	-	0%	0	0	0	0	0	0	2	1	3	1	1	2	0	0	0	3	2	5
	Total	**710**	**371**	**52%**	**30**	**42**	**72**	**301**	**369**	**670**	**197**	**181**	**378**	**552**	**402**	**954**	**22**	**27**	**49**	**1,102**	**1,021**	**2,123**
DEMOCRATIC REPUBLIC OF THE CONGO	Gorom	1	-	0%	1	-	1	-	1	1	-	1	1	-	-	-	-	1	1	1	3	4
	Andari	120	60	50%	-	-	-	49	48	97	19	25	44	86	51	137	8	13	21	162	137	**299**
	Ezo	966	546	57%	-	-	-	251	277	528	151	150	301	774	501	1,275	104	89	193	1,280	1,017	**2,297**
	Juba	18	5	28%	-	1	1	4	2	6	3	3	6	7	10	17	2	3	5	16	19	**35**
	Lasu	2,209	1,197	54%	95	110	205	1,176	1,177	2,353	753	708	1,461	2,009	1,604	3,613	250	140	390	4,283	3,739	**8,022**
	Makpandu	1,408	724	51%	473	460	933	542	496	1,038	304	282	586	1,043	794	1,837	51	57	108	2,413	2,089	**4,502**
	Morobo	79	38	48%	4	4	8	55	50	105	26	44	70	71	53	124	4	7	11	160	158	**318**
	Naandi	77	35	45%	-	-	-	39	29	68	23	29	52	50	49	99	8	10	18	120	117	**237**
	SourceYubu	12	8	67%	-	-	-	5	-	5	3	2	5	9	4	13	1	2	3	18	8	**26**
	Tambura	14	8	57%	-	-	-	6	5	11	1	2	3	9	6	15	2	-	2	18	13	**31**
	Yei	252	170	67%	50	54	104	77	93	170	51	61	112	180	107	287	14	9	23	372	324	**696**
	Total	**5,156**	**2,791**	**54%**	**623**	**629**	**1,252**	**2,204**	**2,178**	**4,382**	**1,334**	**1,307**	**2,641**	**4,238**	**3,179**	**7,417**	**444**	**331**	**775**	**8,843**	**7,624**	**16,467**
ETHIOPIA	Doro	1	-	1	2	-	2	2	-	2	-	-	-	3	1	4	-	-	-	7	1	8
	Gorom	627	324	52%	170	190	360	212	226	438	163	188	351	440	392	832	27	11	38	1,012	1,007	**2,019**
	Juba	15	3	0%	1	-	1	1	2	3	-	-	-	9	13	22	-	-	-	11	15	**26**
	Makpandu*	7	2	0%	1	-	1	1	1	2	1	-	1	2	5	7	-	-	-	5	6	**11**
	Pochalla	522	435	83%	201	204	405	217	256	473	190	235	425	574	168	742	52	13	65	1,234	876	**2,110**
	Kodok	2	1	50%	-	-	-	1	1	2	2	-	2	2	-	2	-	-	-	5	1	**6**
	Ajuong Thok	1	1	100%	-	1	1	-	1	1	-	-	-	2	2	4	-	-	-	2	4	**6**
	Total	**1,175**	**766**	**4**	**375**	**395**	**770**	**434**	**487**	**921**	**356**	**423**	**779**	**1,032**	**581**	**1,613**	**79**	**24**	**103**	**2,276**	**1,910**	**4,186**
SUDAN	Ajuong Thok	8,124	5,067	62%	3,527	3,552	7,079	5,486	5,585	11,071	4,045	4,321	8,366	8,307	6,923	15,230	373	250	623	21,738	20,631	**42,369**
	Yusif Batil	9,404	4,798	51%	3,859	4,056	7,915	5,922	6,192	12,114	4,024	4,046	8,070	9,856	7,868	17,724	954	1,139	2,093	24,615	23,301	**47,916**
	Doro	13,808	7,769	56%	6,666	7,022	13,688	8,451	8,980	17,431	5,314	5,468	10,782	12,939	10,054	22,993	703	582	1,285	34,073	32,106	**66,179**
	Gendrassa	3,991	2,161	54%	1,792	1,918	3,710	2,301	2,467	4,768	1,634	1,544	3,178	3,976	3,009	6,985	347	416	763	10,050	9,354	**19,404**
	Gorom	5	-	5	1	2	3	3	2	5	2	-	2	1	4	5	-	1	1	7	9	**16**
	Juba	2,284	216	9%	94	76	170	198	193	391	132	125	257	405	2,060	2,465	5	104	109	834	2,558	**3,392**
	Kaya	5,251	2,775	53%	1,979	2,174	4,153	2,977	3,164	6,141	2,045	2,014	4,059	5,310	3,792	9,102	490	653	1,143	12,801	11,797	**24,598**
	Kodok	538	326	61%	-	-	-	273	285	558	224	182	406	473	401	874	40	37	77	1,010	905	**1,915**
	Lasu	239	58	24%	12	4	16	102	103	205	68	90	158	109	219	328	1	4	5	292	420	**712**
	Makpandu	163	49	30%	52	70	122	107	109	216	83	65	148	147	184	331	-	7	7	389	435	**824**
	Maridi	67	25	37%	1	1	2	19	13	32	14	16	30	28	46	74	-	2	2	62	78	**140**
	Pamir	7,764	5,644	73%	3,739	3,723	7,462	5,025	5,161	10,186	3,401	3,151	6,552	7,387	4,640	12,027	328	201	529	19,880	16,876	**36,756**
	Yei	284	56	20%	41	45	86	99	124	223	89	84	173	96	265	361	-	8	8	325	526	**851**
	Yida	8,169	6,351	78%	2,920	3,040	5,960	6,543	6,683	13,226	4,440	4,052	8,492	9,685	3,740	13,425	430	259	689	24,018	17,774	**41,792**
	Total	**60,091**	**35,295**	**59%**	**24,683**	**25,683**	**50,366**	**37,506**	**39,061**	**76,567**	**25,515**	**25,158**	**50,673**	**58,719**	**43,205**	**101,924**	**3,671**	**3,663**	**7,334**	**150,094**	**136,770**	**286,864**
Others*	Others*	282	29	10%	13	13	26	15	6	21	-	2	2	57	249	306	1	10	11	86	280	366
	Total	**282**	**29**	**10%**	**13**	**13**	**26**	**15**	**6**	**21**	**-**	**2**	**2**	**57**	**249**	**306**	**1**	**10**	**11**	**86**	**280**	**366**
	Grand Total	67,414	39,252	58%	25,724	26,762	52,486	40,460	42,101	82,561	27,402	27,071	54,473	64,598	47,616	112,214	4,217	4,055	8,272	162,401	147,605	310,006

* Refers to refugees from Uganda, Somalia, Eritrea, Syria, Burundi and Egypt spread in Gorom, Lasu, Juba, Makpandu and Doro.

South Sudan Refugee statistics: Population by Location, Sex and Age Group

as of the 30-November-2020

State	Location	0 - 4 years			5 - 11 years			12 - 17 years			18 - 59 years			60 years +			Total			Households		
		F	M	Total	F	M	Total	F	M	Total	F	M	Total	F	M	Total	F	M	Total	F	M	Total
Upper Nile	Doro	6,668	7,022	13,690	8,453	8,980	17,433	5,314	5,468	10,782	12,943	10,055	22,998	703	582	1,285	34,081	32,107	66,188	7,769	6,040	13,809
	Kaya	1,979	2,174	4,153	2,977	3,164	6,141	2,045	2,014	4,059	5,310	3,792	9,102	490	653	1,143	12,801	11,797	24,598	2,775	2,476	5,251
	Yusuf Batil	3,859	4,056	7,915	5,922	6,192	12,114	4,024	4,046	8,070	9,856	7,868	17,724	954	1,139	2,093	24,615	23,301	47,916	4,798	4,606	9,404
	Gendrassa	1,792	1,918	3,710	2,301	2,467	4,768	1,634	1,544	3,178	3,976	3,009	6,985	347	416	763	10,050	9,354	19,404	2,161	1,830	3,991
	Kodok	0	0	0	274	286	560	226	182	408	475	401	876	40	37	77	1,015	906	1,921	327	213	540
	Total	14,298	15,170	29,468	19,927	21,089	41,016	13,243	13,254	26,497	32,560	25,125	57,685	2,534	2,827	5,361	82,562	77,465	160,027	17,830	15,165	32,995
Unity State	Ajoung Thok	3,527	3,553	7,080	5,486	5,586	11,072	4,045	4,321	8,366	8,309	6,925	15,234	373	250	623	21,740	20,635	42,375	5,068	3,057	8,125
	Pamir	3,739	3,723	7,462	5,025	5,161	10,186	3,401	3,151	6,552	7,387	4,640	12,027	328	201	529	19,880	16,876	36,756	5,644	2,120	7,764
	Yida	2,920	3,040	5,960	6,543	6,683	13,226	4,440	4,052	8,492	9,685	3,740	13,425	430	259	689	24,018	17,774	41,792	6,351	1,818	8,169
	Total	10,186	10,316	20,502	17,054	17,430	34,484	11,886	11,524	23,410	25,381	15,305	40,686	1,131	710	1,841	65,638	55,285	120,923	17,063	6,995	24,058
Central Equatoria	Gorom	172	192	364	215	229	444	165	189	354	441	397	838	27	13	40	1,020	1,020	2,040	324	310	634
	Juba	104	83	187	210	199	409	137	130	267	462	2,286	2,748	7	115	122	920	2,813	3,733	246	2,301	2,547
	Lasu	107	114	221	1,278	1,280	2,558	821	798	1,619	2,118	1,823	3,941	251	144	395	4,575	4,159	8,734	1,255	1,193	2,448
	Morobo	4	4	8	55	50	105	26	44	70	71	53	124	4	7	11	160	158	318	38	41	79
	Yei	91	99	190	176	217	393	140	145	285	277	372	649	14	17	31	698	850	1,548	226	310	536
	Total	478	492	970	1,934	1,975	3,909	1,289	1,306	2,595	3,369	4,931	8,300	303	296	599	7,373	9,000	16,373	2,089	4,155	6,244
Jonglei State	Pochalla	201	204	405	217	256	473	190	235	425	574	168	742	52	13	65	1234	876	2110	435	87	522
	Total	201	204	405	217	256	473	190	235	425	574	168	742	52	13	65	1,234	876	2,110	435	87	522
Western Equatoria	Andari	0	0	0	49	48	97	19	25	44	86	52	138	8	13	21	162	138	300	60	61	121
	Ezo	0	0	0	254	283	537	153	154	307	787	504	1,291	105	91	196	1,299	1,032	2,331	554	424	978
	Makpandu	560	578	1,138	683	644	1,327	411	367	778	1,270	1,154	2,424	52	72	124	2,976	2,815	5,791	815	969	1,784
	Maridi	1	1	2	19	13	32	14	16	30	28	46	74	0	2	2	62	78	140	25	42	67
	Naandi	0	0	0	40	36	76	24	29	53	55	52	107	8	10	18	127	127	254	39	45	84
	Source yubu	0	0	0	138	170	308	89	88	177	287	161	448	16	17	33	530	436	966	195	124	319
	Tambura	0	1	1	145	157	302	84	73	157	201	118	319	8	4	12	438	353	791	147	95	242
	Total	561	580	1,141	1,328	1,351	2,679	794	752	1,546	2,714	2,087	4,801	197	209	406	5,594	4,979	10,573	1,835	1,760	3,595
Grand total		25,724	26,762	52,486	40,460	42,101	82,561	27,402	27,071	54,473	64,598	47,616	112,214	4,217	4,055	8,272	162,401	147,605	310,006	39,252	28,162	67,414

Asylum Seekers Population by Country of Origin, Sex and Age Group in South Sudan

as of the 30-November-2020

Country of Origin	Location	Principal Applicants			Persons																	
		Total Cases	Female headed		0 - 4 years			5 - 11 years			12 - 17 years			18 - 59 years			60 years +			Total		
			Cases	%	F	M	T	F	M	T	F	M	T	F	M	T	F	M	T	F	M	T
BURUNDI	Juba	734	21	3%	16	10	26	10	12	22	5	4	9	74	715	789	0	0	0	105	741	846
	Total	**741**	**21**	**3%**	**16**	**10**	**26**	**10**	**12**	**22**	**5**	**4**	**9**	**74**	**715**	**789**	**-**	**-**	**-**	**105**	**741**	**846**
CHAD	Juba	**1**	**-**	**0%**	**-**	**-**	**-**	**-**	**-**	**-**	**-**	**-**	**-**	**-**	**1**	**1**	**-**	**-**	**-**	**-**	**1**	**1**
	Total	**1**		**3%**	**-**	**-**	**-**	**-**	**-**	**-**	**-**	**-**	**-**	**-**	**1**	**1**	**-**	**-**	**-**	**-**	**1**	**1**
CAMEROON	Juba	2	-	0%	-	-	-	-	-	-	-	-	-	-	2	2	-	-	-	-	2	2
	Makpandu	2	-	0%	-	-	-	-	-	-	-	-	-	-	2	2	-	-	-	-	2	2
	Total	**4**	**-**	**0%**	**-**	**-**	**-**	**-**	**-**	**-**	**-**	**-**	**-**	**-**	**4**	**4**	**-**	**-**	**-**	**-**	**4**	**4**
ERITREA	Juba	1,928	373	18%	83	126	209	59	67	126	3	9	12	535	1,530	2,065	7	64	71	687	1,796	2,483
	Makpandu	4	-	0%	-	-	-	-	-	-	-	-	-	-	4	4	-	-	-	-	-	4
	Total	**1,932**	**373**	**19%**	**83**	**126**	**209**	**59**	**67**	**126**	**3**	**9**	**12**	**535**	**1,534**	**2,069**	**7**	**64**	**71**	**687**	**1,796**	**2,487**
ETHIOPIA	Doro	1	-	0%	-	-	-	-	-	-	-	-	-	-	1	1	-	-	-	-	1	1
	Juba	272	61	18%	8	16	24	11	9	20	1	-	1	114	210	324	-	2	2	134	237	371
	Makpandu	2	-	0%	-	-	-	-	-	-	-	-	-	-	2	2	-	-	-	-	2	2
	Total	**275**	**61**	**22%**	**8**	**16**	**24**	**11**	**9**	**20**	**1**	**-**	**1**	**114**	**213**	**327**	**-**	**2**	**2**	**134**	**240**	**374**
SOMALIA	Juba	30	1	3%	-	-	-	-	-	-	-	-	-	1	29	30	-	-	-	1	29	30
	Total	**30**	1	3%	-	-	-	-	-	-	-	-	-	1	29	30	-	-	-	1	29	30
SUDAN	Juba	7	-	0%	-	1	1	-	-	-	-	-	-	2	5	7	-	2	2	2	8	10
	Pamir	-	-	0%	-	-	-	-	-	-	-	-	-	-	4	4	-	-	-	-	4	4
	Total	**7**	-	0%	-	1	1	-	-	-	-	-	-	2	9	11	-	2	2	2	12	14
SYRIA	Juba	1	-	0%	-	-	-	-	-	-	-	-	-	-	1	1	-	-	-	-	1	1
	Makpandu	1	1	0%	-	-	-	-	-	-	-	-	-	-	1	1	-	-	-	1	-	1
	Total	**2**	**1**	**50%**	**-**	**-**	**-**	**-**	**-**	**-**	**-**	**-**	**-**	**-**	**2**	**2**	**-**	**-**	**-**	**1**	**1**	**2**
Egypt	Juba	1	-	0%	-	-	-	-	-	-	-	-	-	-	1	1	-	-	-	-	1	1
UGANDA	Juba	1	-	0%	-	-	-	-	-	-	-	-	-	-	1	1	-	-	-	-	1	1
DRC	Juba	4	-	0%	2	-	2	-	-	-	-	-	-	1	4	5	-	-	-	3	4	7
Yemen	Juba	2	-	0%	-	-	-	-	-	-	-	-	-	-	2	2	-	-	-	-	2	2
	Total	**8**	**-**	**0%**	**2**	**-**	**2**	**-**	**-**	**-**	**-**	**-**	**-**	**1**	**8**	**9**	**-**	**-**	**-**	**3**	**8**	**11**
Grand Total		**3,000**	**457**	**1**	**109**	**153**	**262**	**80**	**88**	**168**	**9**	**13**	**22**	**727**	**2,515**	**3,242**	**7**	**68**	**75**	**933**	**2,832**	**3,769**